


SWX-35345320-22-4B

Waveguide Crossguide Coupler, Q Band, 20 dB

SWX-35345320-22-4B is a four-port, split block crossguide coupler that is offered for power sampling where directivity is of concern. Compared to a multi-hole directional coupler, crossguide couplers offer lower insertion loss and a smaller form factor and insertion length. This model operates between 35 to 45 GHz with a 20 dB typical coupling level, 0.5 dB nominal insertion loss, and 15 dB typical directivity. The input, output, and coupled ports are all WR-22 waveguides with UG-383/U flanges.



Electrical Specifications:

Parameter	Minimum	Typical	Maximum
Frequency	35 GHz		45 GHz
Insertion Loss*		0.5 dB	
Coupling		20 dB	
Directivity		15 dB	
Return Loss		26 dB	
Specification Temperature		+25°C	
Operating Temperature	-40°C		+85°C

*Performance may be reduced at band edges.

Mechanical Specifications:

Item	Specification
Waveguide Ports	WR-22 Waveguide with UG-383/U Flange
Material	Aluminum
Finish	Gold Plated
Weight	2.3 Oz
Outline	WX-BQ-4-F3

ECCN

EAR99

FEATURES

- Low Insertion Loss
- Moderate Directivity
- Four Port Configuration

APPLICATIONS

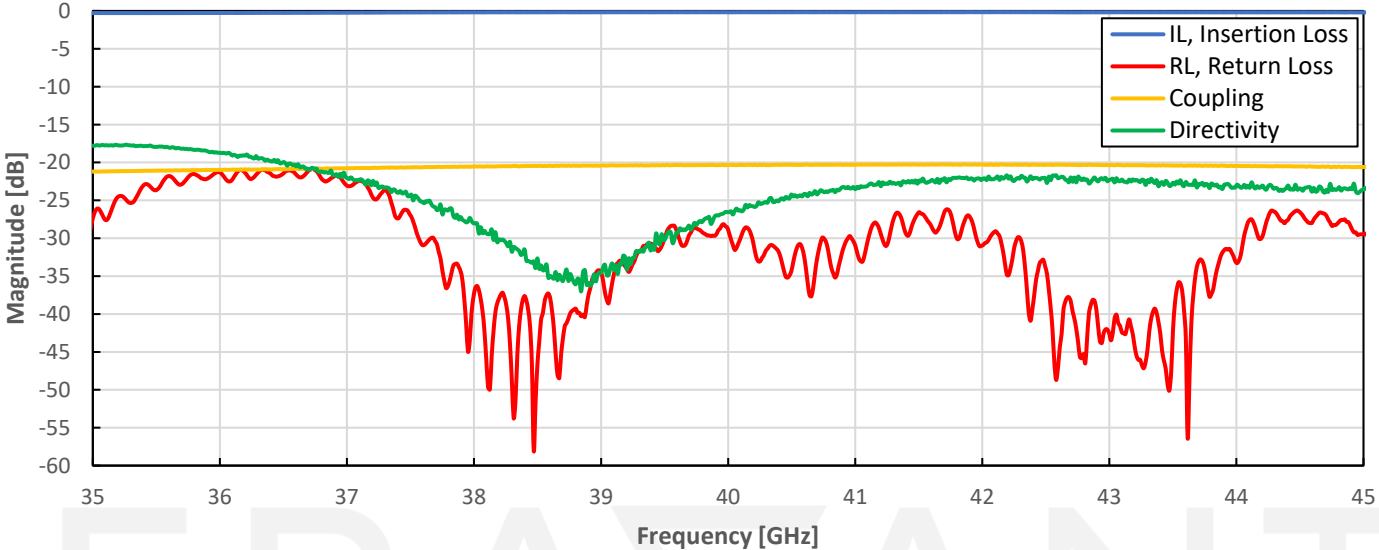
- Test Labs
- Instrumentations
- Sub-assemblies

SUPPLEMENTAL DETAILS



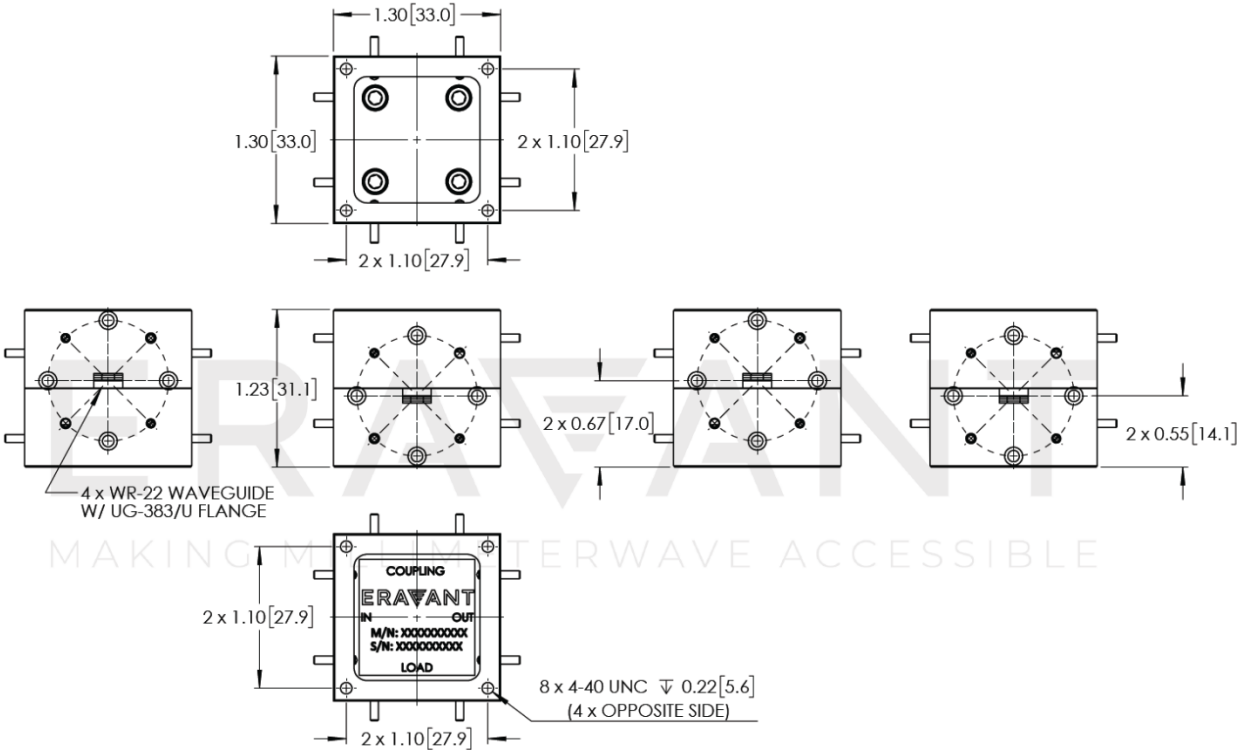
SWX-35345320-22-4B

Typical Performance vs. Frequency



Mechanical Outline:

Unless otherwise specified, all dimensions are in inches [millimeters]



NOTE:

- On condition that test data is provided it is collected from a sample lot. Actual data may vary slightly from unit to unit. All testing is performed under +25 °C room temperature.
- On condition that simulated test data is provided, actual measured data may slightly vary.
- Eravant reserves the right to change the information presented without notice.

CAUTION:

- If a waveguide is present, any foreign objects in the waveguide will cause performance degradation and may damage or destroy the unit.

ERAVANT
MAKING MILLIMETERWAVE ACCESSIBLE

ERAVANT
MAKING MILLIMETERWAVE ACCESSIBLE