


WR-22 Waveguide Power Divider, 4-Way, 33 to 50 GHz

Description:

Model SWP-33350304-22-S1-3 is a full band WR-22, 4-way power divider that operates from 33 to 50 GHz. The power divider offers a typical insertion loss of 1.0 dB and typical isolation of 20 dB. All ports are well-balanced and in-phase for power dividing or combining applications across the band. The power divider is configured as a right angled with WR-22 waveguides and UG-383/U compatible anti-cocking flanges at all ports. The input or output port orientation can be converted from a H-plane to E-plane configuration by installing Eravant's standard compact 90° twist, model **SWB-22090-TB-C**. An inline, 4-way configuration is offered under model **SWP-33350304-22-E1-3**. Other power splitting options, such as 2-way, 8-way, and 16-way division, are available for both right-angle and inline configurations under different model numbers.



Features:

- Full Band Performance
- Low Insertion Loss
- High Isolation
- Compact Package

Applications:

- Test Labs
- Test Instrumentation
- Sub-assemblies
- Twist Compatible

Electrical Specifications:

| Parameter | Minimum | Typical | Maximum |
|-----------------------------|---------|---------|---------|
| Frequency | 33 GHz | | 50 GHz |
| Insertion Loss | | 1.0 dB | |
| Power Unbalance | | ±0.3 dB | |
| Adjacent Port Isolation | | 20 dB | |
| Non-Adjacent Port Isolation | | 30 dB | |
| Return Loss | | 20 dB | |
| Specification Temperature | | +25 °C | |
| Operating Temperature | -40 °C | | +85 °C |

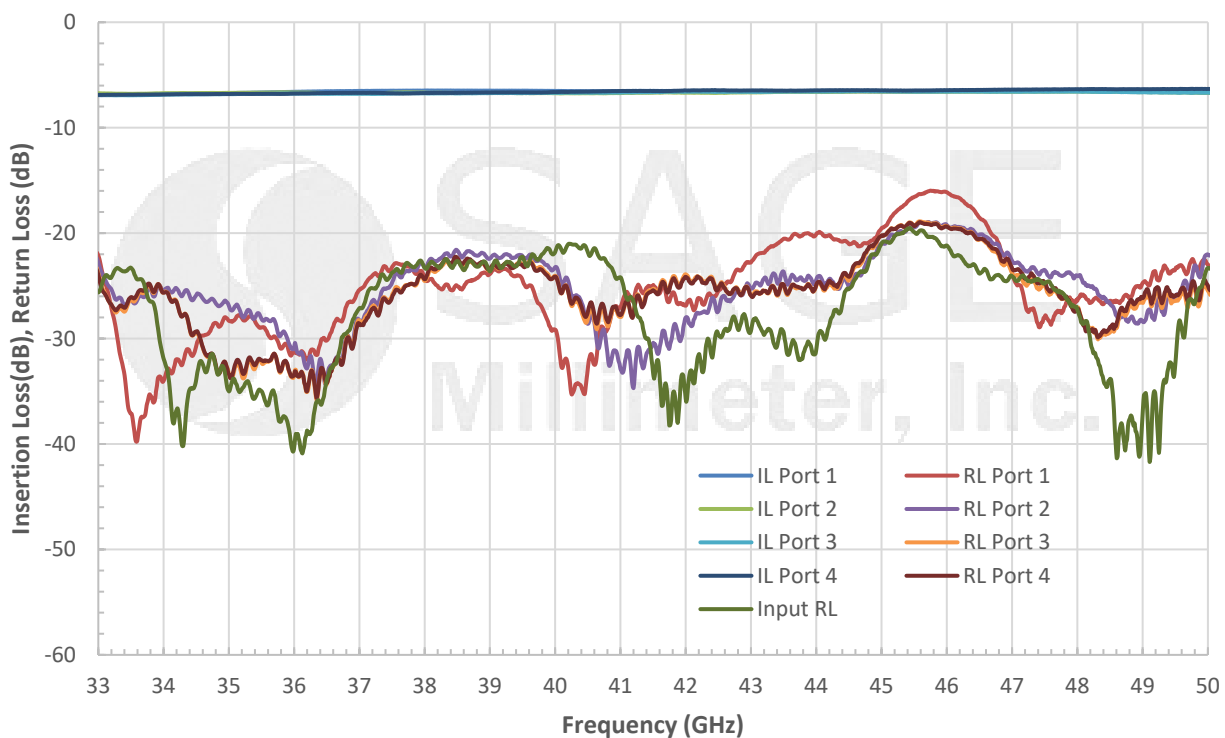
Mechanical Specifications:

| Item | Specification |
|----------|--|
| RF Ports | WR-22 Waveguide with UG-383/U Compatible Anti-Cocking Flange |
| Material | Aluminum |
| Finish | Gold Plated |
| Weight | 13 oz. |
| Outline | WP-Q4-A-3 |

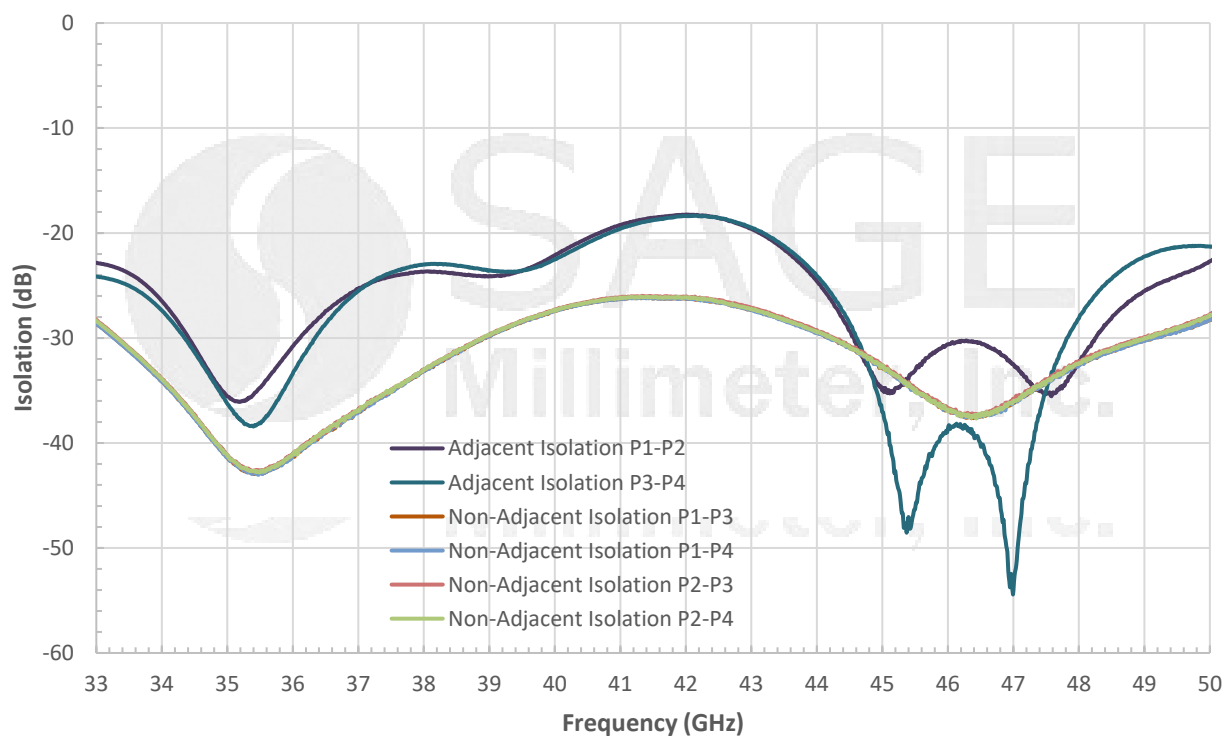


WR-22 Waveguide Power Divider, 4-Way, 33 to 50 GHz

Measured Insertion Loss and Return Loss Vs Frequency

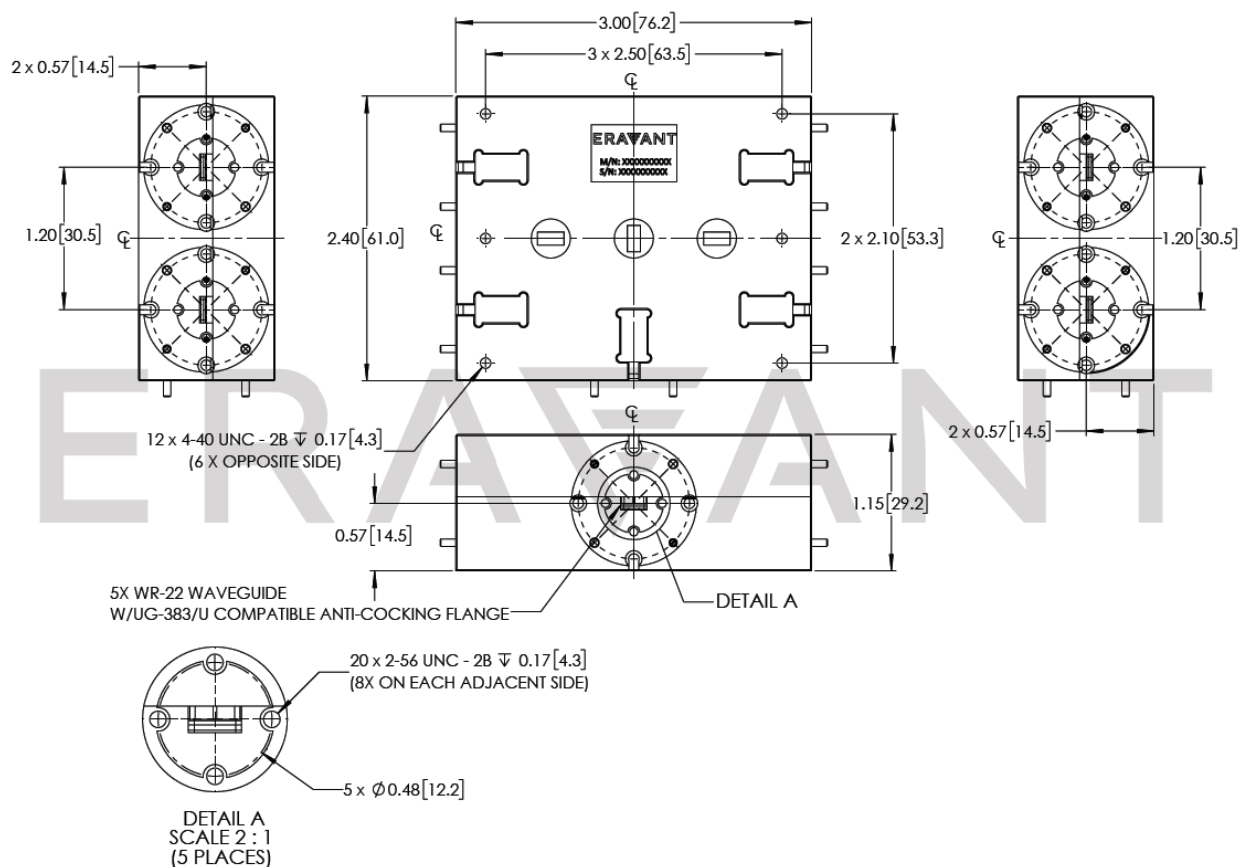


Measured Isolation Vs Frequency



WR-22 Waveguide Power Divider, 4-Way, 33 to 50 GHz

Mechanical Outline: (Unless otherwise specified, all dimensions are in inches [millimeters])

**Note:**

- The compact 90° twist, model **SWB-22090-TB-C**, is sold separately.
- Eravant reserves the right to change the information presented without notice.

Caution:

- Exceeding absolute maximum ratings shown will damage the device.
- Any foreign objects in the waveguide will degrade performance and/or damage the device.

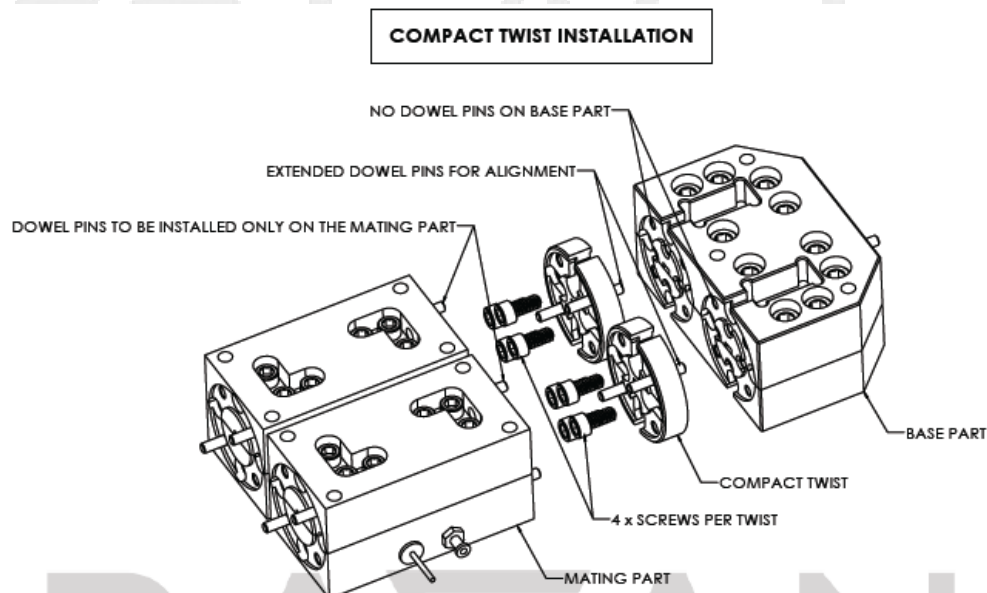


WR-22 Waveguide Power Divider, 4-Way, 33 to 50 GHz

Compact Twist Installation Diagram:

- The diagram below illustrates how to use the compact twist accessory to convert the ports on the power divider from H-plane orientation to E-plane orientation.
- There are two scenarios in which the compact twist can be used as shown below. In both cases, dowel pins cannot be installed on both the power divider and the mating part at the same time.

OPTION 1



OPTION 2

