


Waveguide 16-Way Power Divider, Ka Band, 26.5 to 35 GHz

Description:

SWP-27335316-28-C1-WPC is a Ka band waveguide, 16-way power divider with a nominal insertion loss of 1.2 dB and a nominal port isolation of 20 dB. The power divider features coplanar input and output ports for convenient sub-assembly configurations. The ports are well balanced and in phase for either power dividing or power combining applications across the frequency range of 26.5 GHz to 35 GHz.



Features:

- Low Insertion Loss
- Excellent Port Balance
- High Isolation

Applications:

- Test Labs
- Instrumentation
- Sub-assemblies

Electrical Specifications:

Parameter	Minimum	Typical	Maximum
Frequency	26.5 GHz		35 GHz
Insertion Loss		1.2 dB	
Power Unbalance		±0.2 dB	
Port Isolation		20 dB	
Specification Temperature		+25°C	
Operating Temperature	-40°C		+85°C

Mechanical Specifications:

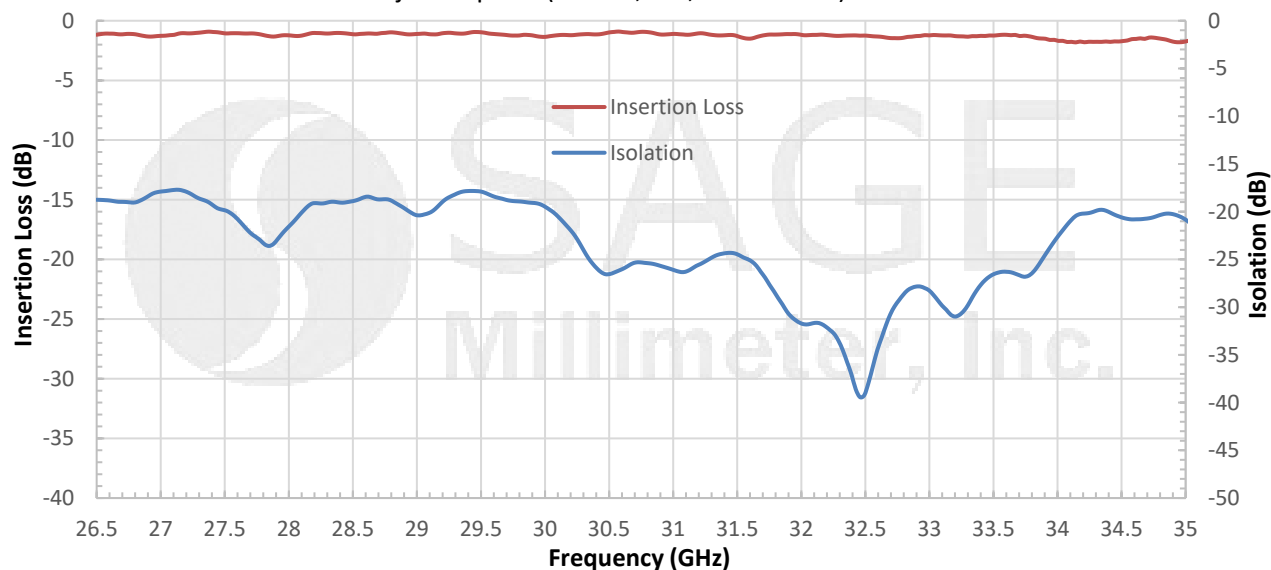
Item	Specification
Input Port	WR-28 Waveguide with UG-599/U Flange
Output Ports	WR-28 Waveguide with UG-599/U Flange
Material	Aluminum
Finish	Gold Plated
Weight	2.24 lbs
Size	12.28" (L) X 3.0" (W) X 0.73" (H)
Outline	WK-A16-C1



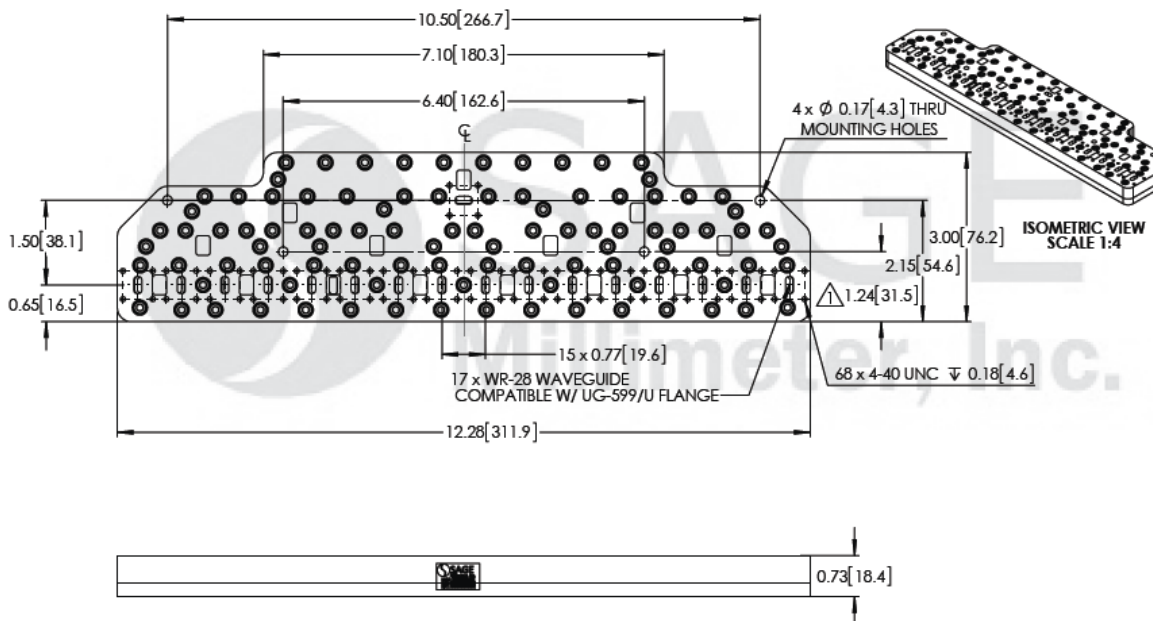
Waveguide 16-Way Power Divider, Ka Band, 26.5 to 35 GHz

Typical Isolation and Insertion Loss vs. Frequency

Isolation was tested between adjacent ports (i.e. 1-2, 3-4, 5-6 and 7-8)



Mechanical Outline: (Unless otherwise specified, all dimensions are in inches [millimeters])



Note:

- All data presented is collected from a sample lot. Actual data may vary unit to unit slightly.
- All testing was performed under +25 °C case temperature.
- Eravant reserves the right to change the information presented without notice.

Caution:

- Any foreign objects in the waveguide will degrade performance and/or damage the device.



www.eravant.com | 501 Amapola Ave, Torrance, CA 90501
Phone: 424-757-0168 | Fax: 424-757-0188 | Email: support@eravant.com