

## SWJ-19-M1

## Manual Waveguide Switch, U-Band, E-Plane

**SWJ-19-M1** is a U-band manual waveguide switch that covers the frequency range of 40 to 60 GHz. The switch is a E-plane type, bi-directional, multi-path device with a 3-channel rotor which allows for switching between four distinct positions. The typical insertion loss and isolation are 0.4 dB and 60 dB, respectively. The RF ports are WR-19 waveguides with UG-383/U-M anti-cocking flanges.



## Electrical Specifications:

Parameter	Minimum	Typical	Maximum
Frequency Range	40 GHz		60 GHz
Insertion Loss		0.4 dB	
Isolation		60 dB	
Return Loss		23 dB	
Specification Temperature		+25°C	
Operating Temperature	-25°C		+65°C

## Mechanical Specifications:

Item	Specification
RF Ports	WR-19 Waveguide with UG-383/U-M Anti-Cocking Flange
Port Orientation	E-Plane
Body Material	Brass
Body Finish	Gold Plated
Weight	2.0 lbs.
Outline	WJ-MU-A

## ECCN

EAR99

## FEATURES

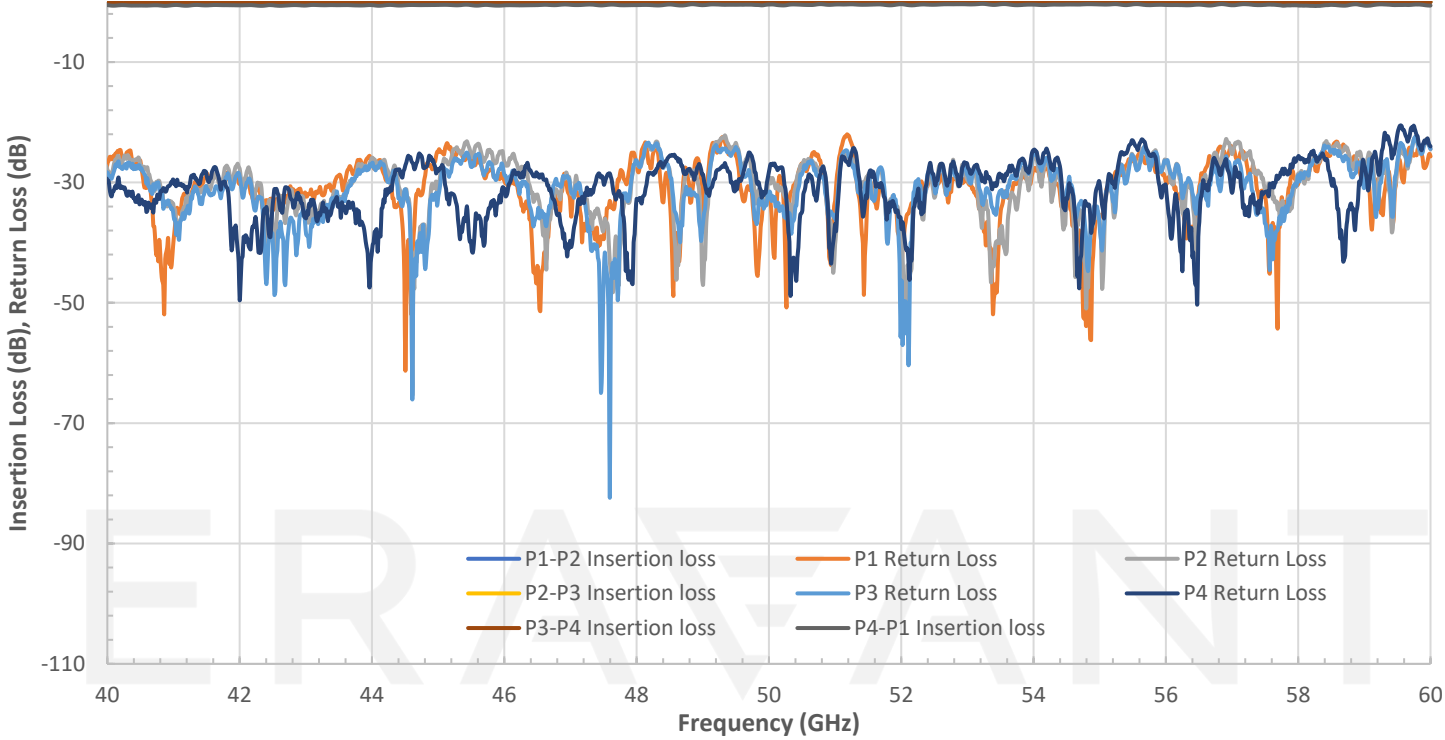
- Low Insertion Loss
- High Isolation
- Clockwise or Anti-clockwise Rotation
- 3-Channel Rotor

## APPLICATIONS

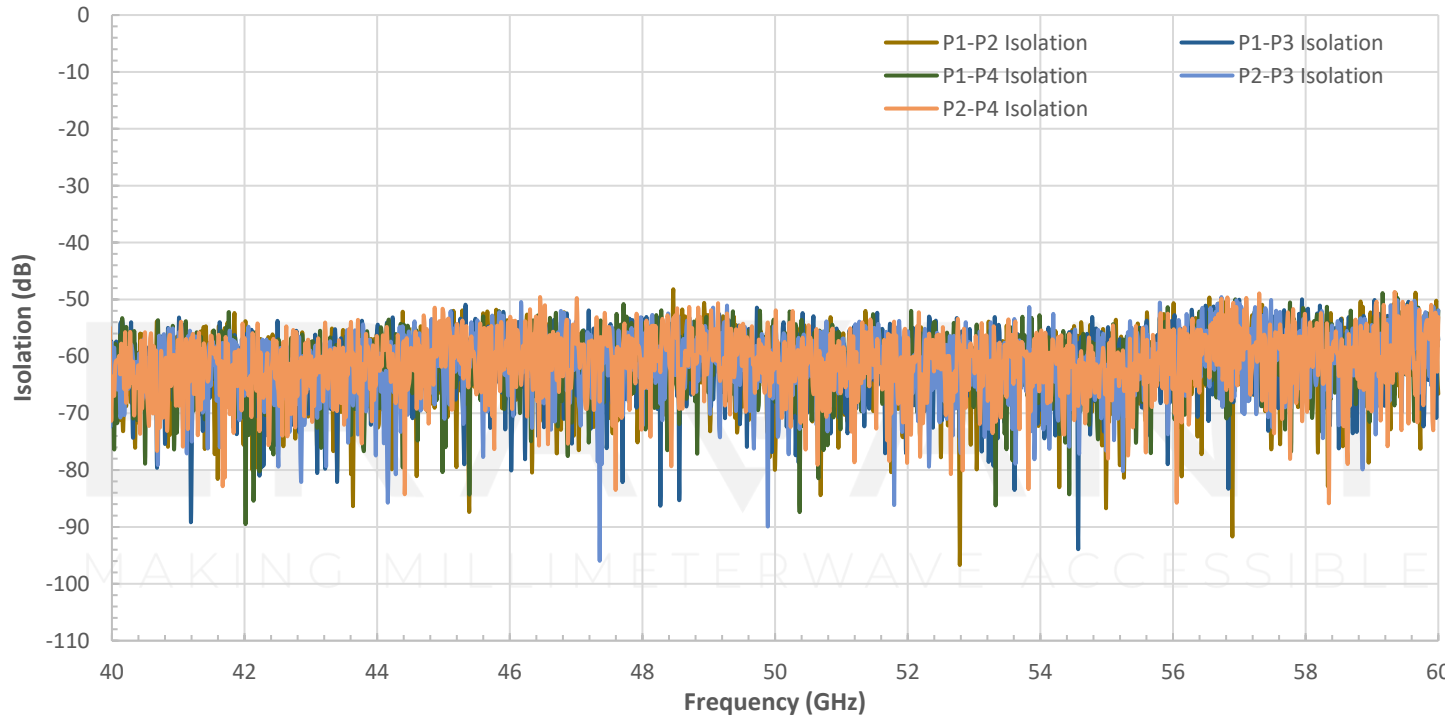
- Test Lab
- Communication Systems
- Radar Systems

## SUPPLEMENTAL DETAILS

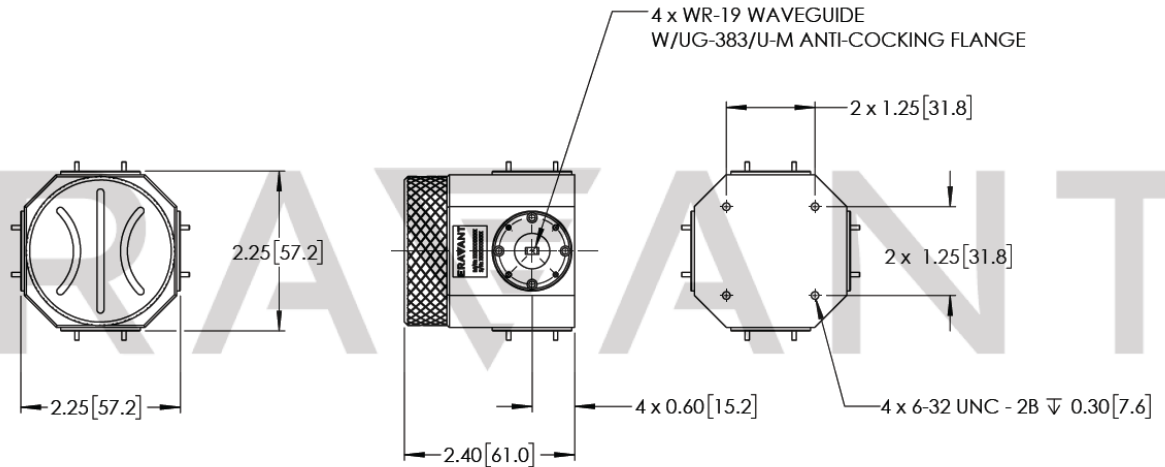
Measured Insertion Loss vs Frequency



Measured Isolation vs Frequency



**Mechanical Outline:** (Unless otherwise specified, all dimensions are in inches [millimeters])



**NOTE:**

- On condition that test data is provided it is collected from a sample lot. Actual data may vary slightly from unit to unit. All testing is performed under +25 °C room temperature.
- Eravant reserves the right to change the information presented without notice.

**CAUTION:**

- Any foreign objects in the waveguide will cause performance degradation and may damage or destroy the unit.