


Waveguide Bandpass Filter, F Band

Description:

Model SWF-13432330-08-B1-WP is an F band waveguide bandpass filter with a passband frequency of 109 to 140 GHz and rejection frequencies from DC to 94 GHz and 145 to 160 GHz. The nominal insertion loss of the bandpass filter is 6.0 dB and the typical rejection is 40 dB. Since both low end and high end cut off frequencies can be selected by modifying the design, custom designs are available under different model numbers.



Features:

- Low Cost
- Low Insertion Loss
- High Rejection

Applications:

- Communication Systems
- Radar Systems
- Sub-assemblies

Electrical Specifications:

Parameter	Minimum	Typical	Maximum
Passband Frequency	109 GHz		140 GHz
Passband Insertion Loss		6.0 dB	
Rejection Frequency, Low Side	DC		94 GHz
Rejection Frequency, High Side	145 GHz		160 GHz
Rejection		40 dB	
Specification Temperature		+25°C	
Operating Temperature	-40°C		+85°C

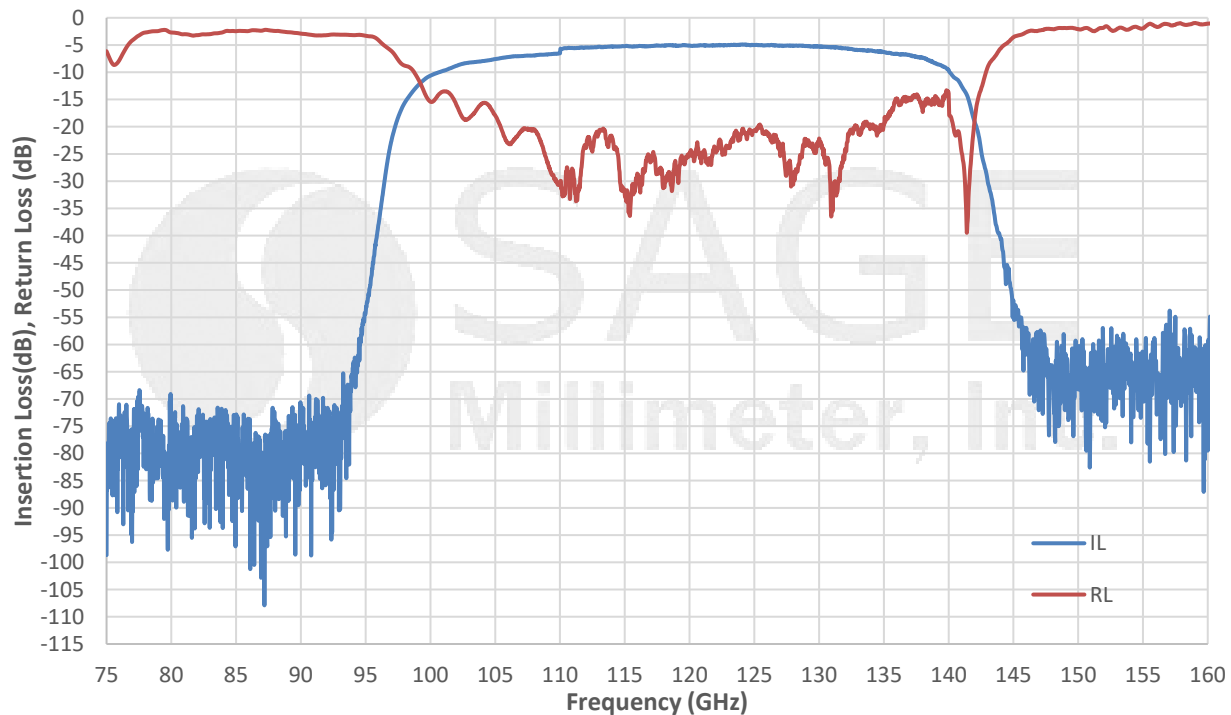
Mechanical Specifications:

Item	Specification
Waveguide	WR-08 with UG-387/U-M Flange
Material	Brass
Finish	Gold Plated
Weight	2.3 Oz
Size	1.20" (L) X 0.75" (W) X 0.75" (H)
Outline	WF-BF-A-L1

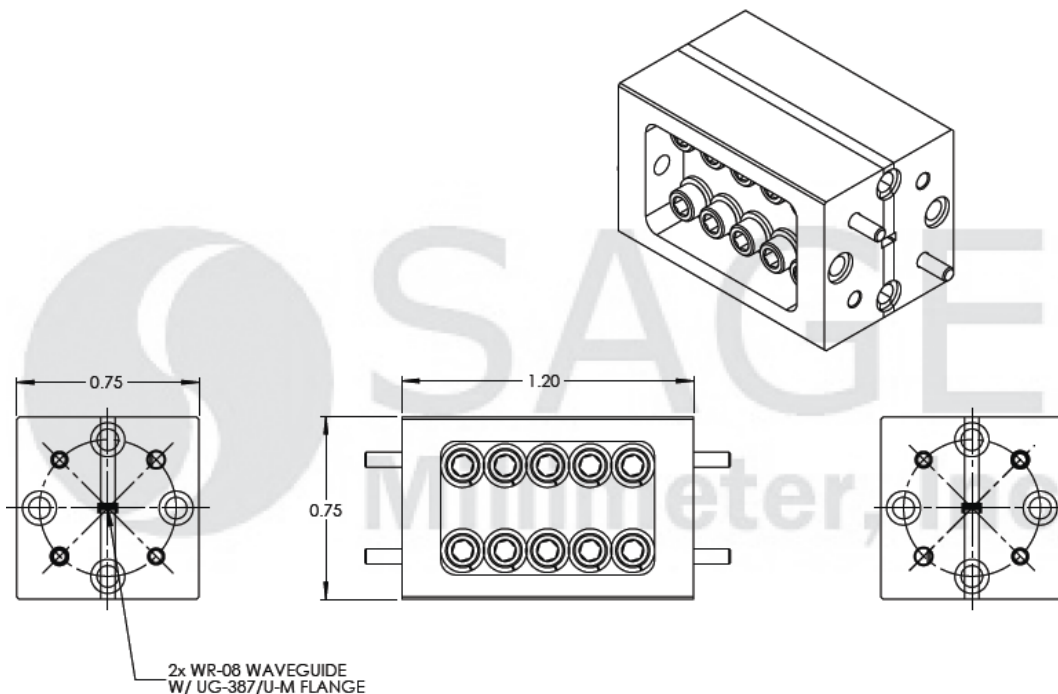


Waveguide Bandpass Filter, F Band

Measured Data vs Frequency



Mechanical Outline: (Unless otherwise specified, all dimensions are in inches [millimeters])





Waveguide Bandpass Filter, F Band

Note:

- All data presented is collected from a sample lot. Actual data may vary unit to unit, slightly.
- All testing was performed under +25 °C case temperature.
- Eravant reserves the right to change the information presented without notice.

Caution:

- Any foreign objects in the waveguide will degrade performance and/or damage the device.

