



V-Band Waveguide Directional Coupler, 40 dB, Legacy Design

Description:

Model SWD-4040H-15-SB-MT is a V-band, three-port waveguide directional coupler that delivers a 40 dB nominal coupling level and 30 dB minimum directivity across the full waveguide band from 50 to 75 GHz. The three-port coupler uses a traditional multi-hole and split block design to achieve a flat coupling level, high directivity, and low insertion loss. The RF ports of the coupler are WR-15 waveguides with UG-385/U flanges. Other standard coupling levels (3, 6, 10, 20, 30, and 40 dB) are available under different model numbers as **SWD-XX40H-15-SB-MT**, where **XX** is the desired coupling level.



Features:

- Full Band Operation
- Low Insertion Loss
- High Directivity

Applications:

- Test Labs
- Instrumentation

Electrical Specifications:

Parameter	Minimum	Typical	Maximum
Frequency	50 GHz		75 GHz
Insertion Loss*		1.0 dB	
Coupling*		40 dB	
Directivity*	30 dB	40 dB	
Return Loss		25 dB	
Specification Temperature		+25 °C	
Operating Temperature	-40 °C		+85 °C

*The definition of the insertion loss, coupling and directivity is show as following. The required termination on the waveguide port is 30 dB or better for accurate measurement.

Insertion Loss = $-10 \log_{10} [(P2+P3)/P1]$

Coupling Value = $-10 \log_{10} [P3/P1]$

Isolation = $-10 \log_{10} [P3/P2]$

Directivity = Isolation – Coupling Value



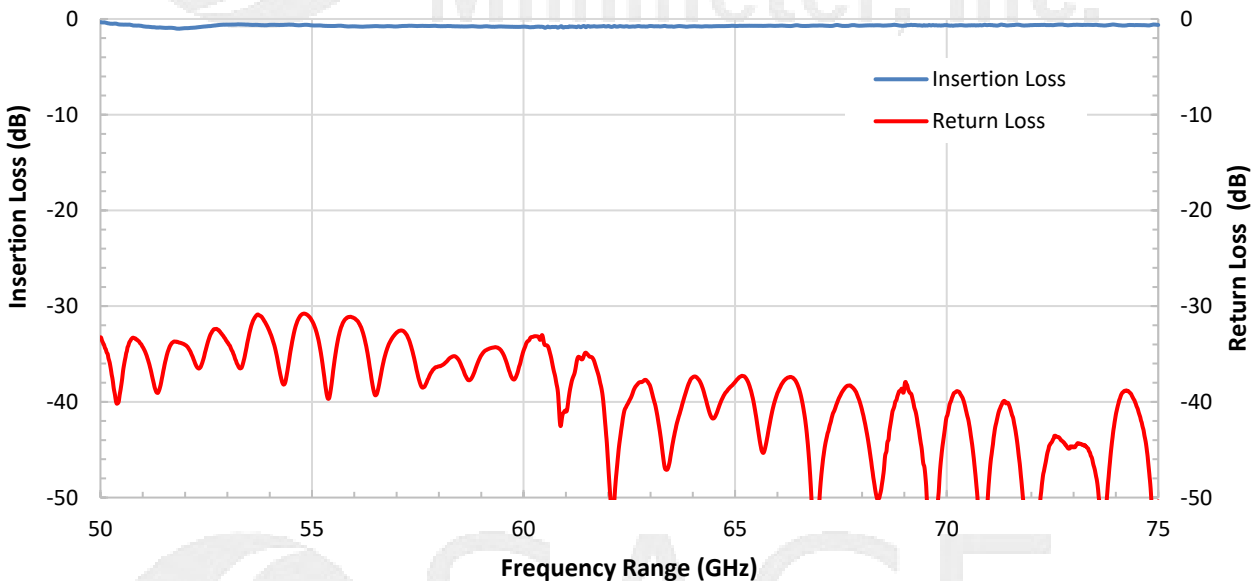


V-Band Waveguide Directional Coupler, 40 dB, Legacy Design

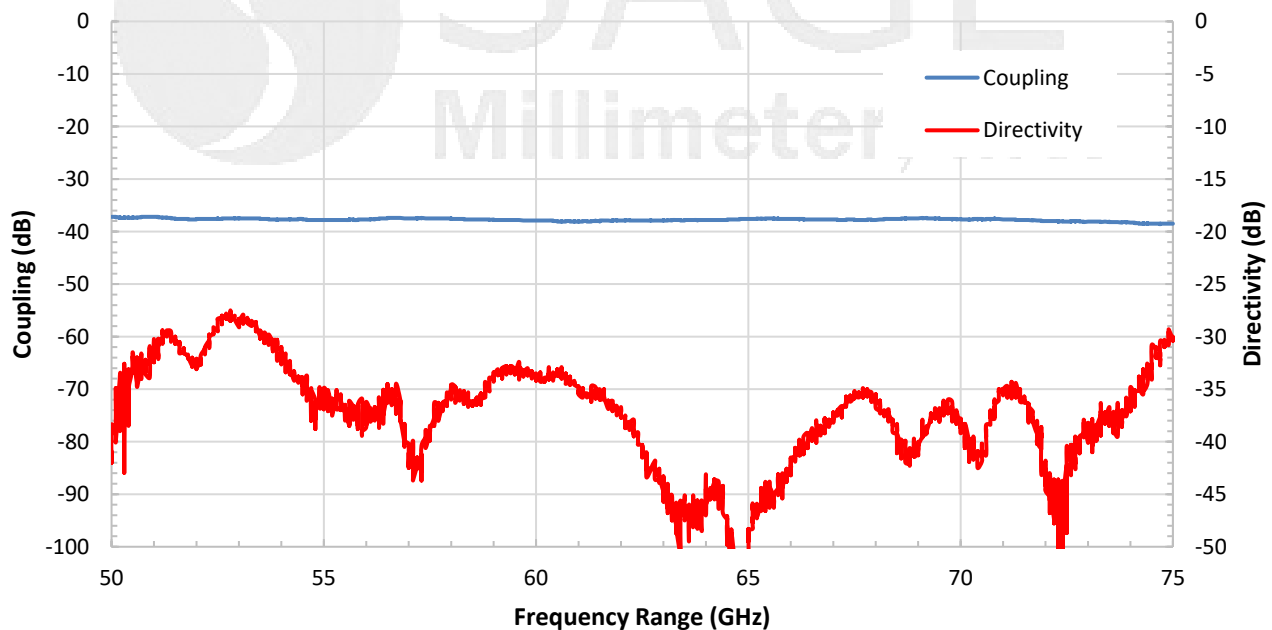
Mechanical Specifications:

Item	Specification
RF Ports	WR-15 Waveguide with UG-385/U Flange
Material	Brass
Finish	Gold Plated
Weight	10.5 Oz
Outline	WD-SB-V-MT

Typical Insertion Loss and Return Loss vs Frequency



Typical Coupling and Directivity vs Frequency

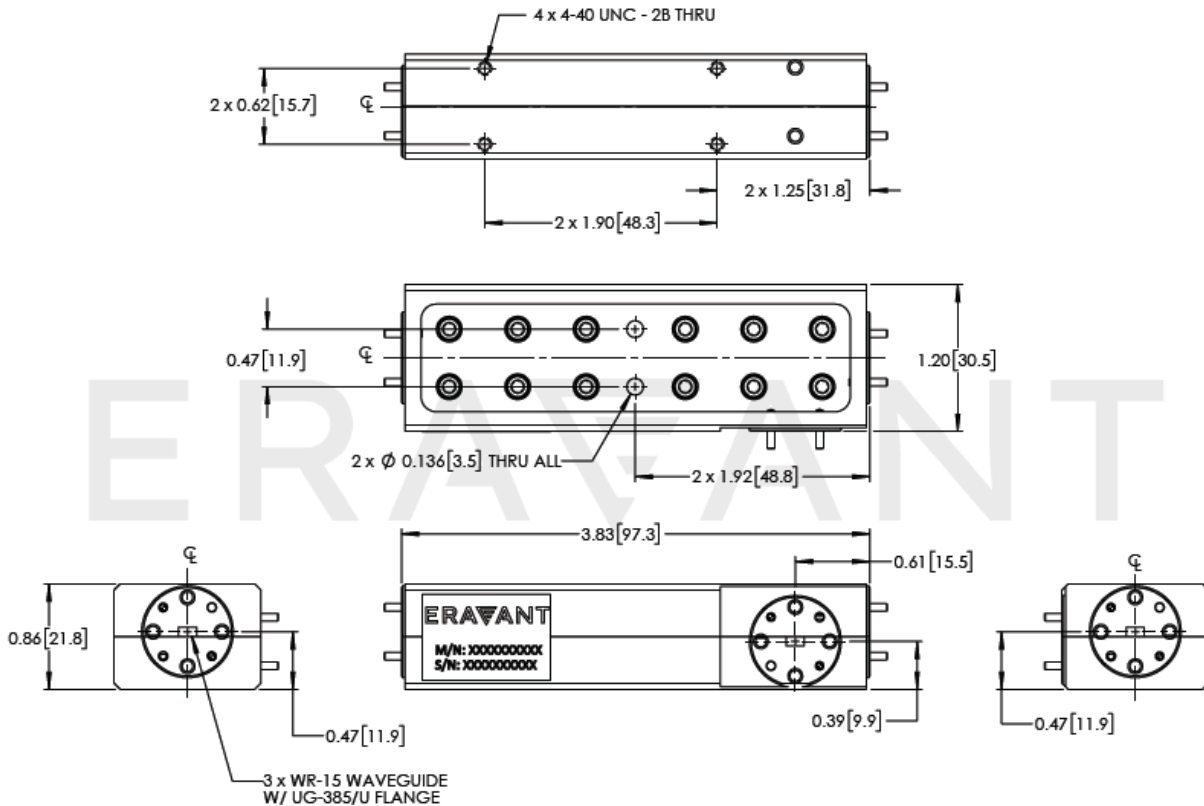


www.sagemillimeter.com | 3043 Kashiwa Street, Torrance, CA 90505
 Phone: 424-757-0168 | Fax: 424-757-0188 | Email: sales@sagemillimeter.com



V-Band Waveguide Directional Coupler, 40 dB, Legacy Design

Mechanical Outline: (Unless otherwise specified, all dimensions are in inches [millimeters])



Note:

- The -MT coupler series are based on a legacy Eravant design and have limited stock and availability. They are not recommended for use in high volume production applications.
- For new designs and volume needs, Eravant recommends our current standard coupler model (**SWD-4040H-15-SB**).
- The insertion loss shown includes the loss due to coupling.
- All data presented is collected from a sample lot. Actual data may vary unit to unit, slightly.
- All testing was performed under +25 °C case temperature.
- SAGE Millimeter, Inc. reserves the right to change the information presented without notice.

Caution:

- Any foreign objects in the waveguide will degrade performance and/or damage the device.

