

U-Band Waveguide Bi-Directional Coupler, 10 dB

Description:

Model SWD-1040H-19-BB is a U band, four-port waveguide bi-directional coupler that delivers a 10 dB nominal coupling level and 35 dB minimum directivity across the full waveguide band from 40 to 60 GHz. The four-port coupler uses a traditional multi-hole and split block design to achieve a flat coupling level, high directivity, and low insertion loss. The interfaces of the coupler are WR-19 waveguides with UG-383/U-M flanges. Custom coupling levels are available under different model numbers.



Features:

- Full Band Operation
- Low Insertion Loss
- High Directivity

Applications:

- Test Labs
- Instrumentation
- Sub-assemblies

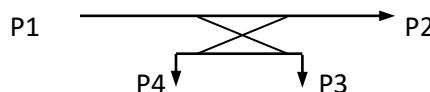
Electrical Specifications:

Parameter	Minimum	Typical	Maximum
Frequency	40 GHz		60 GHz
Insertion Loss*		0.7 dB	
Coupling*		10 dB	
Directivity*	35 dB		
VSWR			1.1:1
Specification Temperature		+25°C	
Operating Temperature	-40°C		+85°C

*The definition of the insertion loss, coupling and directivity is show as following. The required termination on the waveguide port is 30 dB or better for accurate measurement.

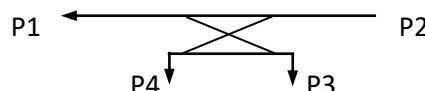
$$\text{Insertion Loss} = -10 \log_{10} [(P2+P3)/P1]$$

$$\text{Coupling Value} = -10 \log_{10} [P3/P1]$$



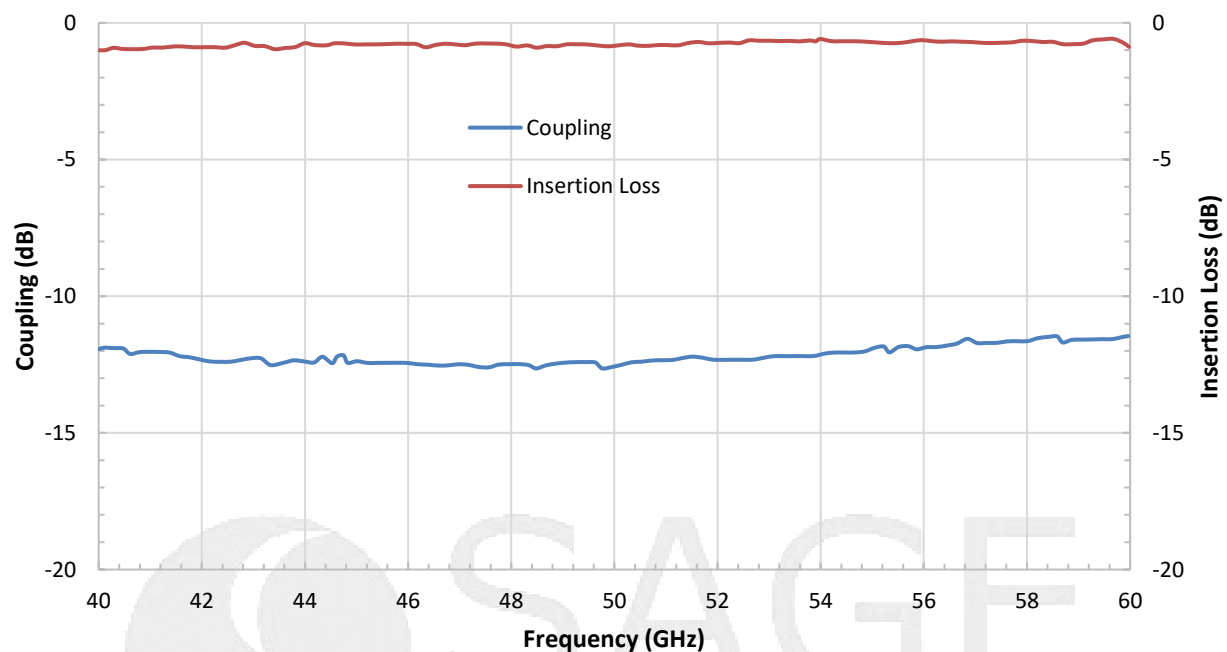
$$\text{Isolation} = -10 \log_{10} [P3/P2]$$

$$\text{Directivity} = \text{Isolation} - \text{Coupling Value}$$



U-Band Waveguide Bi-Directional Coupler, 10 dB**Mechanical Specifications:**

Item	Specification
Through Ports	WR-19 Waveguide with UG-383/U-M Flange
Coupled Port	WR-19 Waveguide with UG-383/U-M Flange
Size	5.50" (L) x 1.30" (W) x 1.25" (H)
Material	Brass
Finish	Gold Plated
Weight	1.58 Lb
Outline	WD-BB-U

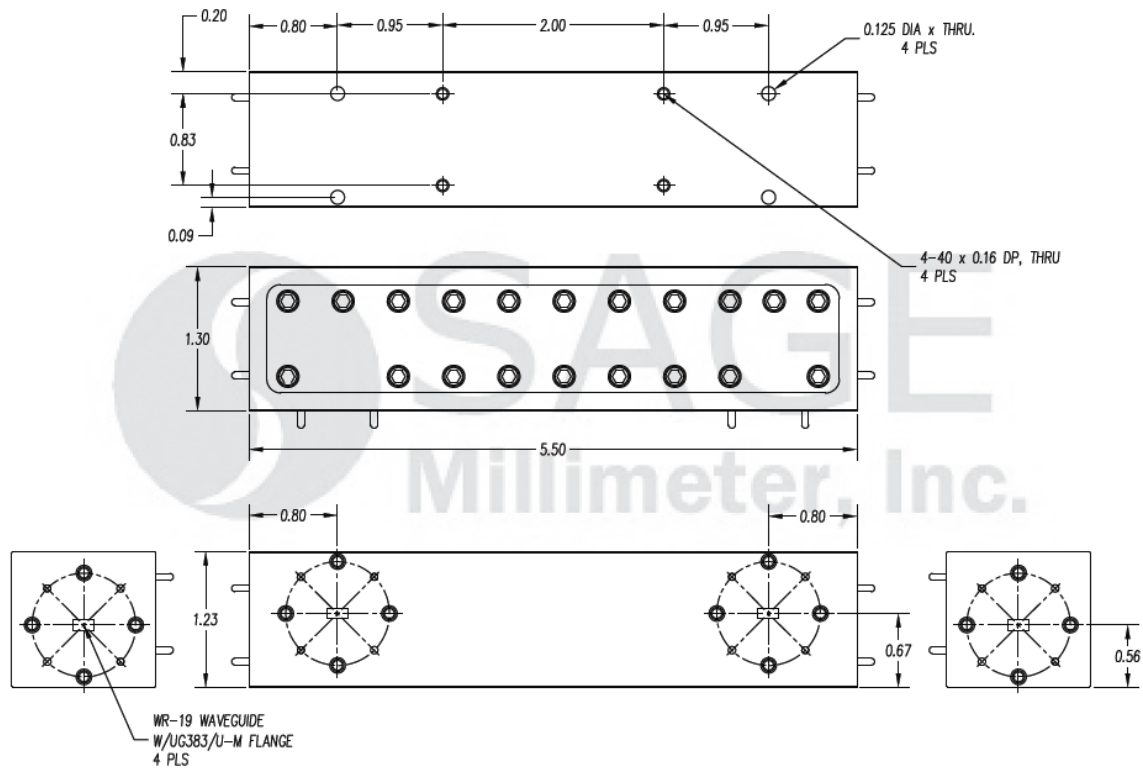
Typical Coupling and Insertion Loss vs. Frequency

*Insertion loss includes circuit loss



U-Band Waveguide Bi-Directional Coupler, 10 dB

Mechanical Outline: (Unless otherwise specified, all dimensions are in inches)



Note:

- All data was presented using a limited sample lot. Actual data may vary unit to unit.
- The insertion loss shown includes the loss due to coupling.
- SAGE Millimeter, Inc. reserves the right to change the information presented without notice.

Caution:

- Any foreign objects in the waveguide will degrade performance and/or damage the device.