

E-Band Waveguide Directional Coupler, 10 dB

Description:

Model SWD-1040H-12-SB is an E band, three-port waveguide directional coupler that delivers a 10 dB nominal coupling level and 30 dB minimum directivity across the full waveguide band from 60 to 90 GHz. The three-port coupler uses a traditional multi-hole and split block design to achieve a flat coupling level, high directivity, and low insertion loss. The interfaces of the coupler are WR-12 waveguides with UG-387/U anti-cocking flanges. Custom coupling levels are available under different model numbers.



Features:

- Full Band Operation
- Low Insertion Loss
- High Directivity

Applications:

- Test Labs
- Instrumentations
- Sub-assemblies

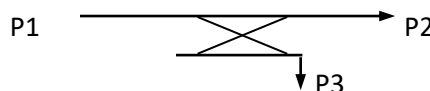
Electrical Specifications:

Parameter	Minimum	Typical	Maximum
Frequency	60 GHz		90 GHz
Insertion Loss*		0.8 dB	
Coupling*		10 dB	
Directivity*	30 dB	40 dB	
VSWR		1.08:1	1.1:1
Specification Temperature		+25°C	
Operating Temperature	-40°C		+85°C

*The definition of the insertion loss, coupling and directivity is show as following. The required termination on the waveguide port is 30 dB or better for accurate measurement.

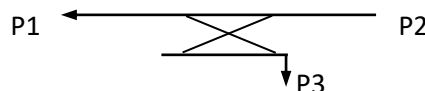
$$\text{Insertion Loss} = -10 \log_{10} [(P2+P3)/P1]$$

$$\text{Coupling Value} = -10 \log_{10} [P3/P1]$$



$$\text{Isolation} = -10 \log_{10} [P3/P2]$$

$$\text{Directivity} = \text{Isolation} - \text{Coupling Value}$$



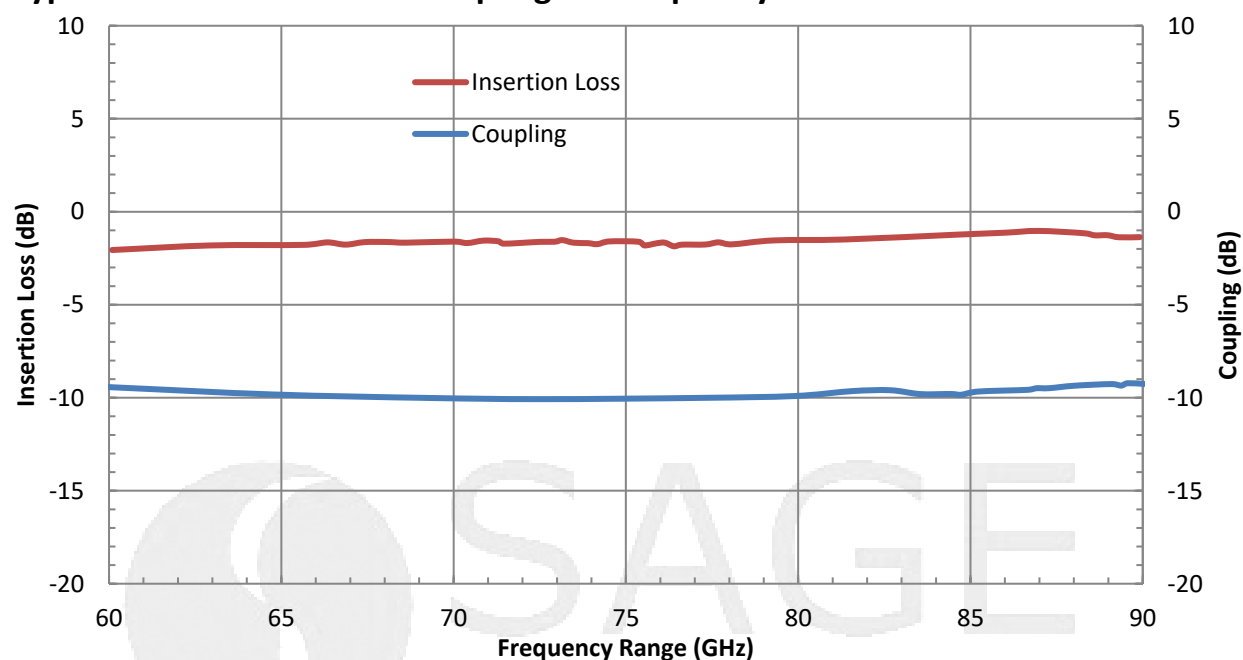


E-Band Waveguide Directional Coupler, 10 dB

Mechanical Specifications:

Item	Specification
Through Ports	WR-12 Waveguide with UG-387/U Anti-Cocking Flange
Coupled Port	WR-12 Waveguide with UG-387/U Anti-Cocking Flange
Size	3.60" (L) X 0.95" (W) x 0.83" (H)
Material	Brass
Finish	Gold Plated
Weight	7.48 Oz
Outline	WD-SB-E-A

Typical Insertion Loss and Coupling vs. Frequency

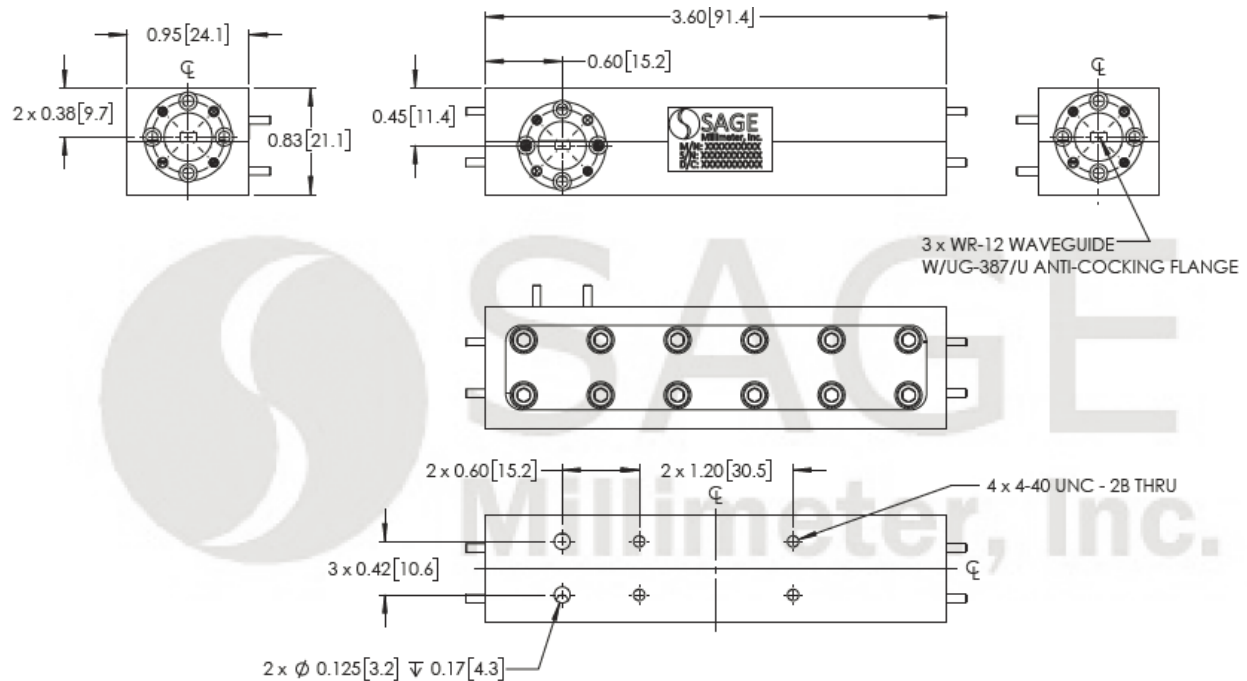


*Insertion loss includes circuit loss



E-Band Waveguide Directional Coupler, 10 dB

Mechanical Outline: (Unless otherwise specified, all dimensions are in inches [millimeters])



Note:

- All data was presented using a limited sample lot. Actual data may vary unit to unit.
- The insertion loss shown includes the loss due to coupling.
- Eravant reserves the right to change the information presented without notice.

Caution:

- Any foreign objects in the waveguide will degrade performance and/or damage the device.

