

G-Band Waveguide Dual-Directional Coupler, 10 dB

SWD-1025H-05-DB is a G-band, four-port waveguide dual-directional coupler that delivers a 10 dB nominal coupling level and 25 dB typical directivity across the full waveguide band from 140 to 220 GHz. The dual-directional coupler uses a traditional multi-hole and split block design to achieve a flat coupling level, high directivity, and low insertion loss. The waveguide interface of the coupler is WR-05 waveguides with UG-387/U-M anti-cocking flanges. Other coupling levels including custom coupling levels and asymmetrical forward/reverse coupling levels are available under different model numbers.

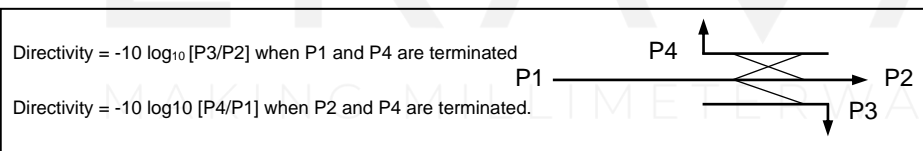
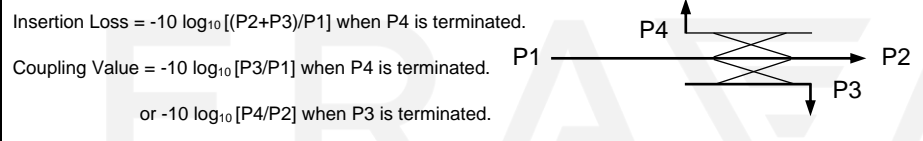


Electrical Specifications:

Parameter	Minimum	Typical	Maximum
Frequency Range	140 GHz		220 GHz
Insertion Loss*		3 dB	
Coupling*		10 dB	
Directivity*		25 dB	
Main Line Return Loss		20 dB	
Coupling Port Return Loss		20 dB	
Specification Temperature		+25°C	
Operating Temperature	-40°C		+85°C

*The definition of the insertion loss, coupling and directivity is shown as following. The required termination on the waveguide port is 30 dB or better for accurate measurement.

*The actual directivity and return loss are higher than shown due to the limitations of the network analyzer's dynamic range.



ECCN

EAR99

FEATURES

- Full Band Coverage
- Low Insertion Loss
- High Directivity
- Flat Coupling Level Across the Band

APPLICATIONS

- Test Labs
- Instrumentations
- Sub-assemblies

SUPPLEMENTAL DETAILS

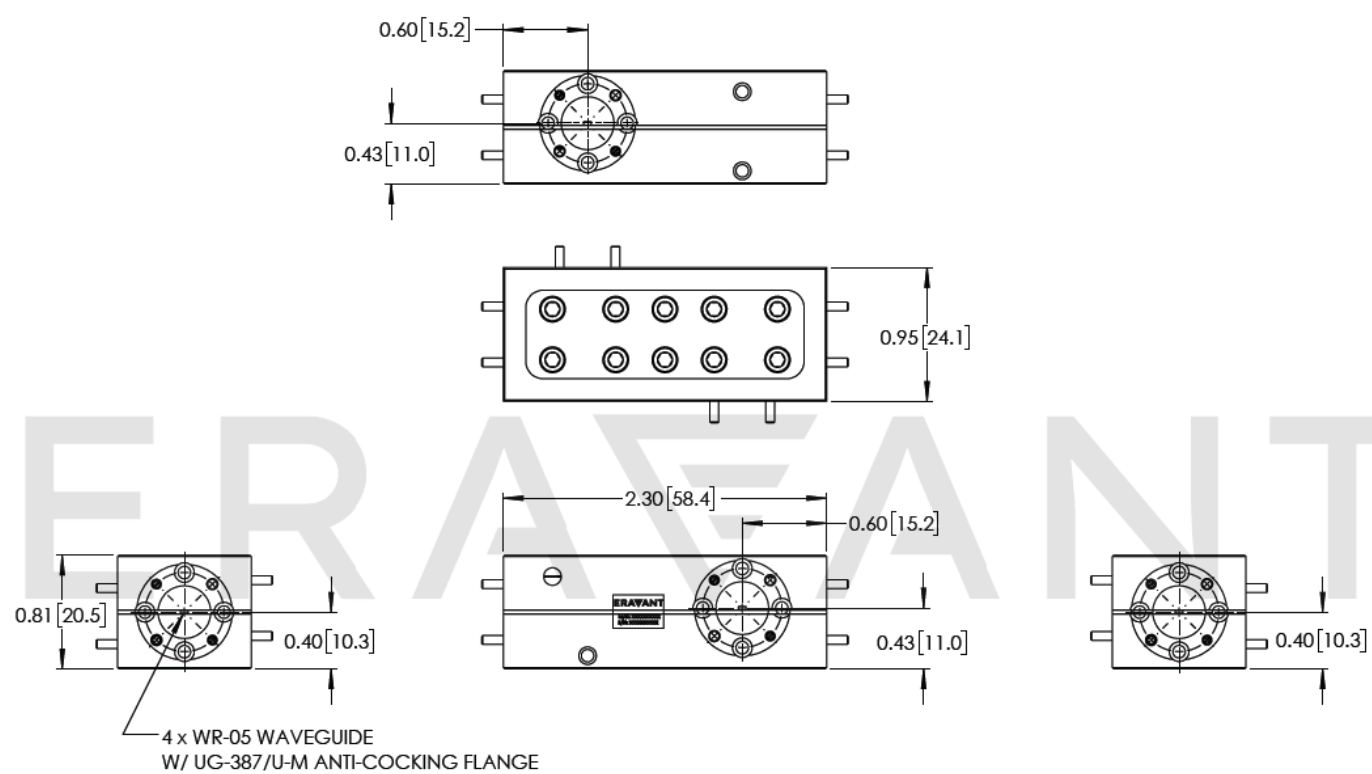


SWD-1025H-05-DB

Mechanical Specifications:

Item	Specification
Waveguide Ports	WR-05 Waveguide with UG-387/U-M Anti-Cocking Flange
Material	Brass
Finish	Gold Plated
Weight	6.0 Oz
Outline	WD-DB-G-A

Mechanical Outline: (Unless otherwise specified, all dimensions are in inches [millimeters])



NOTE:

- Eravant reserves the right to change the information presented without notice.

CAUTION:

- If a waveguide is present, any foreign objects in the waveguide will cause performance degradation and may damage or destroy the unit.

MAKING MILLIMETERWAVE ACCESSIBLE