


Universal Heatsink, 45 Watt Power Dissipation Capacity Uni-Guide™ Compatible

SUA-45-S5 is a universal heatsink, which is designed and fabricated for Eravant's active device applications with up to 45 watt power dissipation. The heatsink consists of the main heatsink body, a DC fan and a heat spreader. The heat spreader is also known as adapter, which is used to bridge the mounting gap between the heat sink main body and the to-be heat-sunk devices, such as power amplifier, frequency active multiplier, oscillator, transmitter and transceiver due to various mounting hole locations. The heat spreader offers various mounting patterns to accommodate more than 15 product models. This heatsink is not only designed for Eravant's standard products and Uni-Guide™ featured products, but also for many industrial standard microwave and millimeterwave products offered by other manufacturers. Other heatsinks with different power dissipation capacities are offered under different model numbers. **Device mounting hardware is not included.**



Electrical Specifications:

Item	Specification
Fan Power	+12 Vdc
Fan Power Designations	Red Lead (Positive), Black Lead (GND)
DC Connection	Wire Leads
Fan Detachability	Yes

Mechanical Specifications:

Item	Specification
Material	Aluminum
Finish	Clear Chem Film, Black Anodize
Weight	12 Oz
Size	2.36" (W) x 3.15" (L) x 2.73" (H)
Outline	UA-45-S5

ECCN

EAR99

FEATURES

- High Power Dissipation Efficiency
- DC Powered Cooling Fan
- Heat spreader for Various Mounting Patterns

APPLICATIONS

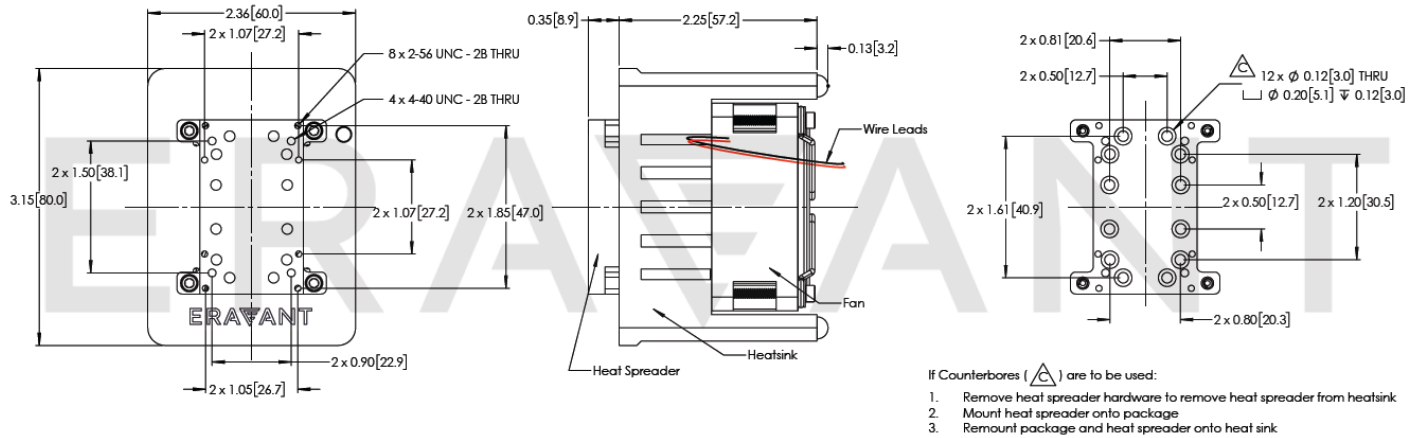
- Single Function Components
- Sub-assemblies
- Lab-Use

SUPPLEMENTAL DETAILS

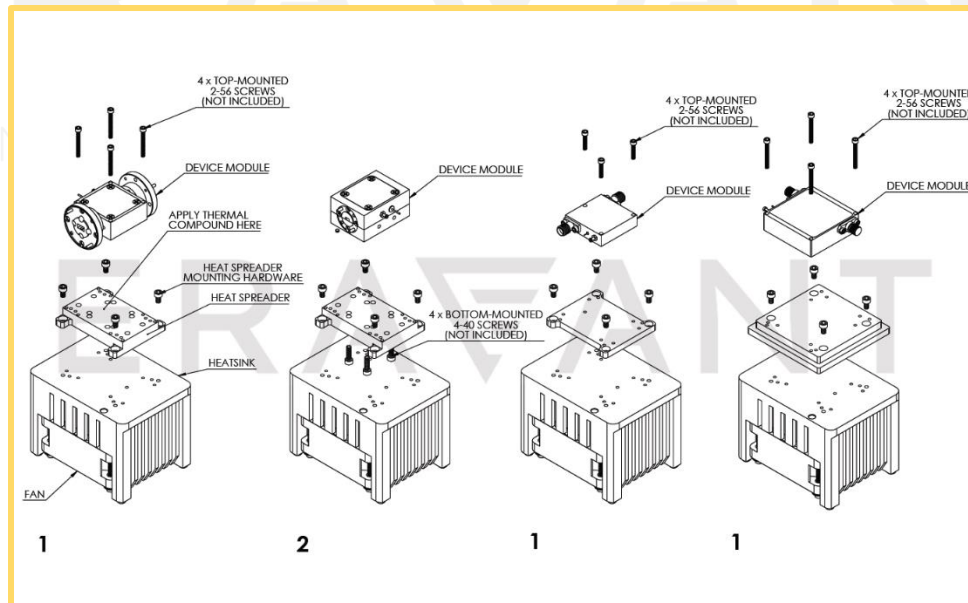


SUA-45-S5

Mechanical Outline: (Unless otherwise specified, all dimensions are in inches [millimeters])



Installation Instructions (Please refer to the outline drawing of the device module to be mounted)



1. For device module with $\varnothing 0.07''$ to $\varnothing 0.10''$ clearance holes, please use 2-56 hardware (*not included*) to bolt the device down to the heat spreader, for device modules with $\varnothing 0.105''$ to $\varnothing 0.13''$ clearance holes, please use 4-40 hardware (*not included*). A majority of top mounted modules require $\frac{3}{4}''$ long screws. Thermal compound may be applied in between for better heatsink efficiency.
2. If the device module only has 4-40 threaded holes on the bottom, please detach the heat spreader by unscrewing the heat spreader mounting hardware and use 4-40 hardware (*not included*) to bolt on the device module to the heat spreader. A majority of bottom mounted modules require $\frac{3}{8}''$ long screws. Thermal compound may be applied in between for better heatsink efficiency. Reattach the heat spreader to the heatsink with the heat spreader

SUA-45-S5

NOTE:

- Eravant reserves the right to change the information presented without notice.

CAUTION:

- Exceeding voltage ratings on fan will damage the device
- Keep hands/fingers clear of the fan blade while the fan is on to avoid injury.

ERAVANT
MAKING MILLIMETERWAVE ACCESSIBLE

ERAVANT
MAKING MILLIMETERWAVE ACCESSIBLE