

STO-1520305-R-E1

V-Band VNA Frequency Extender Receive (Rx) Module, 12.5 to 18.75 GHz Input

STO-1520305-R-E1 is a compact V-Band vector network analyzer (VNA) frequency extender transmit (Tx/Ref) module that extends lower frequency VNA signals to 50 to 75 GHz. It is compatible with modern vector network analyzers such as Rohde & Schwarz ZNA, Anritsu VectorStar™, Keysight PNA-X Series, and Copper Mountain CobaltFx. The VNA needs dual sources to be extended. This frequency extender can be used to measure one-path transmission (S21 or S12) through DUT when paired with compatible transmitter. When Rx module is paired with Tx/Rx module, the setup can be used to measure reflection at input of DUT and transmission through DUT. An AC to DC Power adapter and a **Proxi-Flange™ Contactless Flange (STQ-WG-15025-FB-CF)** are included. The Eravant calibration kit (**STQ-TO-15-S1-CKIT1**) and **Wave-Glide™ Rail System (STQ-TL-RW-S10-M1)** are highly recommended to complete the V-Band VNA test set. VNA extender is packaged individually in a rugged equipment box with additional hardware and tools.



Electrical Specifications:

Parameter	Minimum	Typical	Maximum
Frequency Range	50 GHz		75 GHz
Input Attenuation Control Range		30 dB	
Test Port Input Power (Damage)*			+5 dBm
Dynamic Range** @ 10 Hz BW	100 dB	120 dB	
Test Port Match		20 dB	
LO Source Input Frequency (RF±IF)	12.50 GHz		18.75 GHz
LO Source Input Power	0 dBm	+3 dBm	+6 dBm
IF Frequency Range	10 MHz		1000 MHz
Multiplication Factor		4	
Specification Temperature	+20°C		+30°C
Operating Temperature	0°C		+50°C

*Max input power is specified when attenuation level is minimum. Increasing attenuation level will increase power handling.

**Measured with compatible Tx/Ref or Tx/Rx module

ECCN

EAR99

FEATURES

- Full Band Coverage
- Dynamic Range of 120 dB
- AC Power Input: 100 to 240 VAC

APPLICATIONS

- VNA Frequency Extension
- OTA Measurements
- Test Lab Instrumentation

Recommended Pairing

- Cal Kit: [STQ-TO-15-S1-CKIT1](#)
- [Waveguide-Glide™ Rail System](#)
- [Waveguide Quick Connects](#)
- Cable: [SCW-SMSM040-F1-A-PM](#)

Recommended Pairing

- [Contactless WG Flange & mmWave THz Test Set Up Applications](#)
- [VNA Extender Configuration Guide](#)
- [VNA Extenders and Cal Kits](#)



STO-1520305-R-E1

Mechanical Specifications:

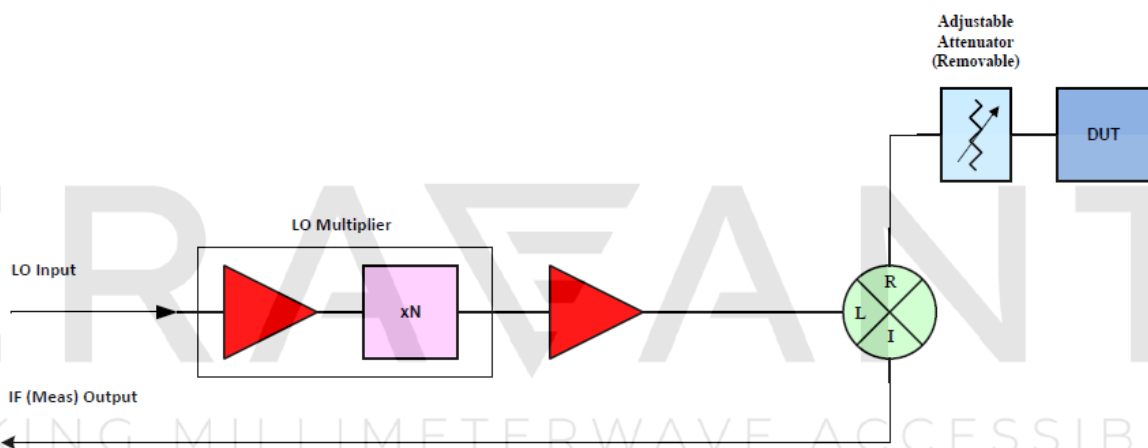
Item	Specification
Test Port	WR-15 Waveguide with UG-385/U Precision Anti-Cocking Flange
LO Source Input Ports	SMA (F)
IF Measure Port	SMA (F)
DC Power Receptacle	LEMO EGG.0B.304.CLL
Finish	Black Anodized
Weight (Per Module)	2.1 lbs.
Size (Without Adjustable Feet)	5.00" (L) x 3.75" (W) x 1.90" (H) [Without Attenuator] 6.26" (L) x 3.75" (W) x 1.90" (H) [With Attenuator]
Outline	TO-RV-A

Included Components:

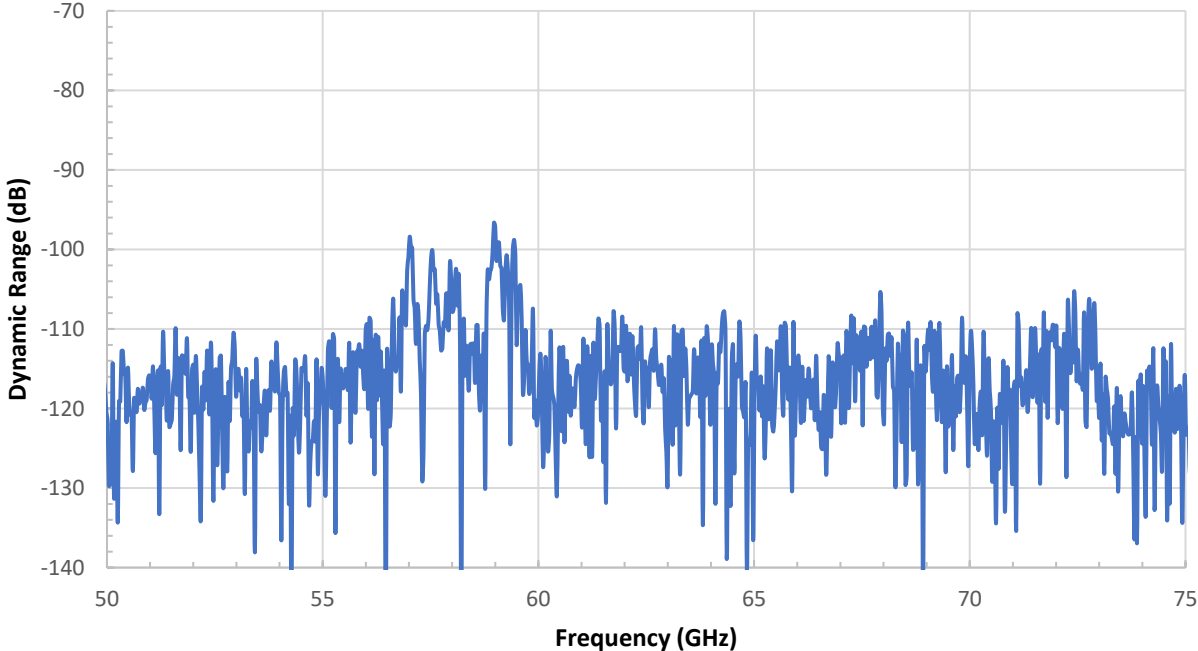
Item	Eravant Model Number	Quantity
Proxi-Flange™ Contactless Flange, 2.5" Long	STQ-WG-15025-FB-CF	1
Waveguide Screws, 3/32 Hex Head	SWH-332-SS-10	1 (10 Screws Total)
Waveguide Screwdriver, 3/32 Hex Head	SWH-332-DS	1
SMA Connector Torque Wrench	SCH-08008-S1	1
AC-to-DC Power Adapter	STU-110006005-HF	1

Connecting Cables are not included. Eravant coaxial cable, model **SCW-SMSM040-F1-A-PM**, is highly recommended. Four (4) cables are required to connect this module with VNA

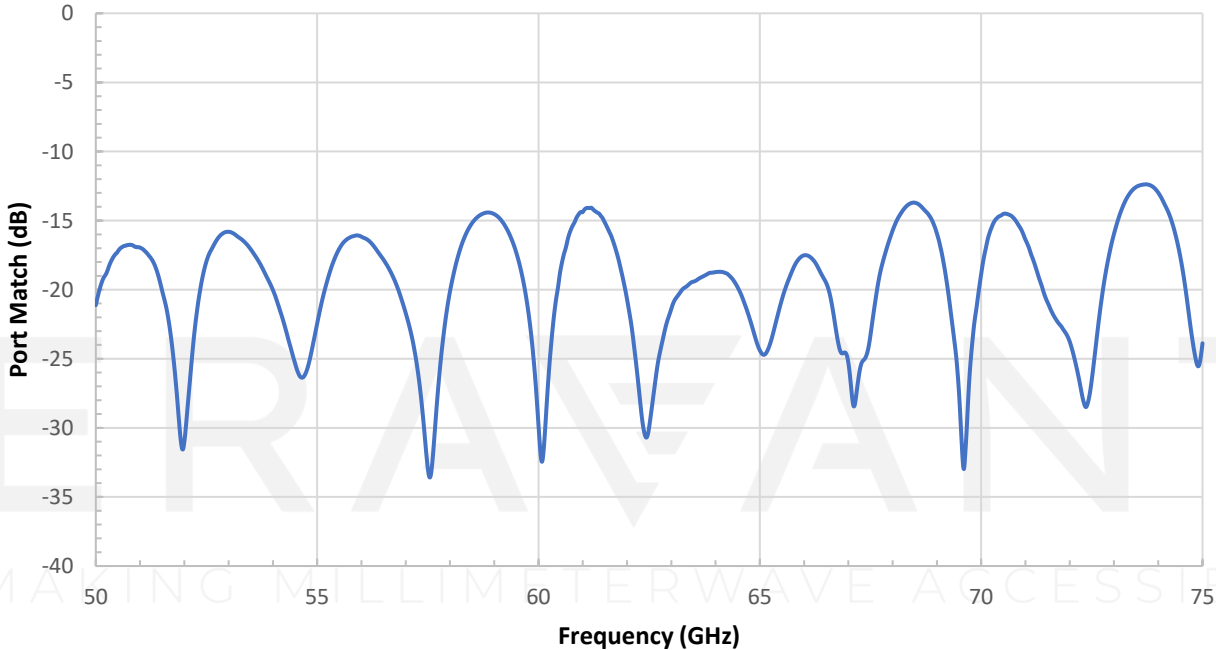
Simplified Block Diagram



Dynamic Range vs. Frequency

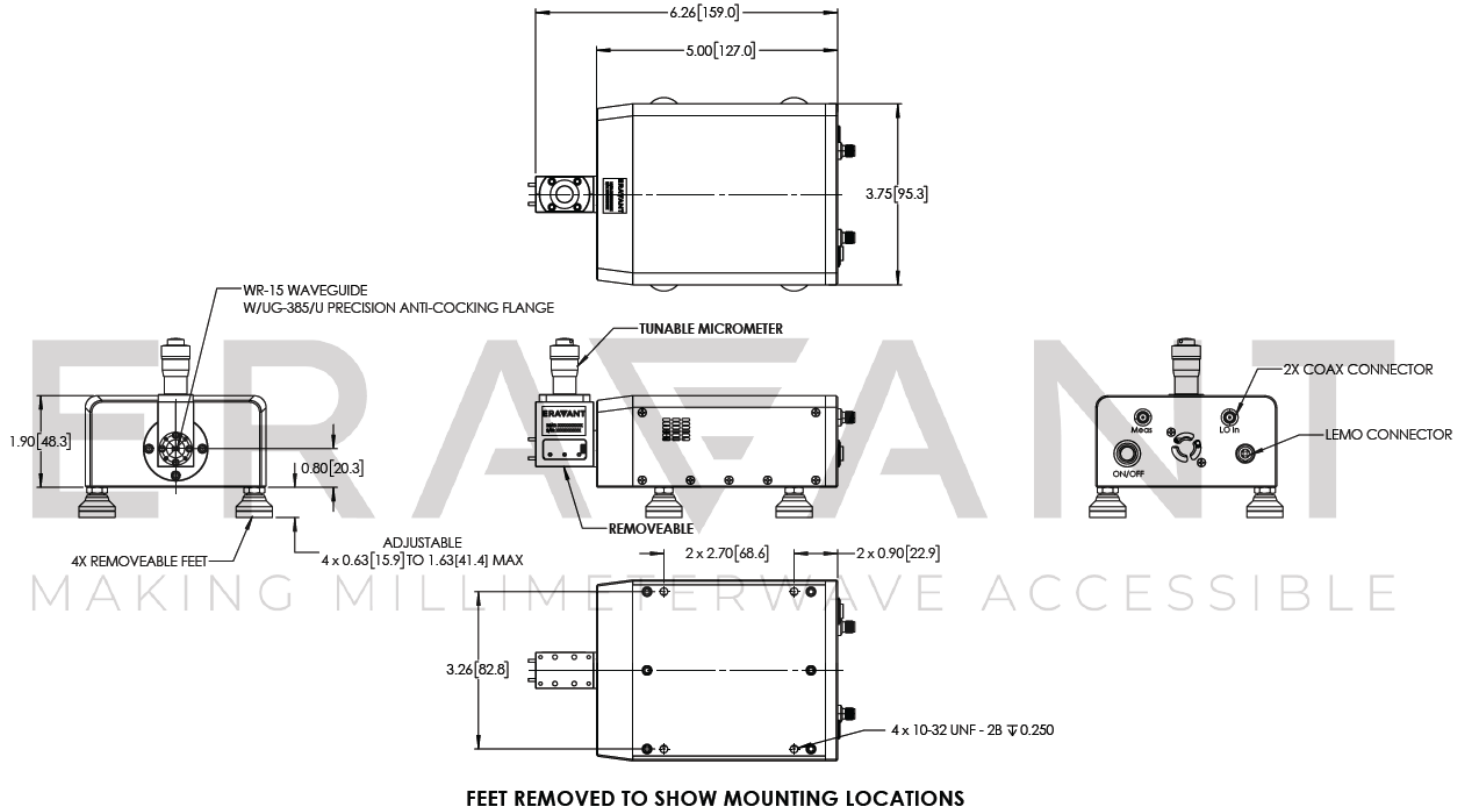


Port Match vs. Frequency



STO-1520305-R-E1

Mechanical Outline: (Unless otherwise specified, all dimensions are in inches [millimeters])



NOTE:

- To complete a frequency extender test set, pair this Rx module with a compatible Tx/Ref or Tx/Rx module listed in [VNA Frequency Extenders](#) page.
- Eravant reserves the right to change the information presented without notice.

CAUTION:

- Exceeding absolute maximum ratings shown will damage the extenders.
- Any foreign objects in the waveguide will cause performance degradation or damage the device.
- For 1.35 mm, 1.85 mm, 2.4 mm, 2.92 mm, and SMA connectors proper torque should be applied: 8.0 ± 0.15 inch-pounds (0.90 ± 0.02 Nm). Torque wrench model [SCH-08008-S1](#) is highly recommended.