

STO-1220305-T-E1

**E-Band VNA Frequency Extender, Transmit (Tx/Ref)
Module, 10 to 15 GHz Input**

STO-1220305-T-E1 is a compact E-Band vector network analyzer (VNA) frequency extender transmit (Tx/Ref) module that extends lower frequency VNA signals to 60 to 90 GHz. It is compatible with modern vector network analyzers such as Rohde & Schwarz ZNA, Anritsu VectorStar™, Keysight PNA-X Series, and Copper Mountain CobaltFx. The VNA needs dual sources to be extended. This frequency extender, when paired with compatible receiver, can achieve a dynamic range up to 120 dB and can be used to measure one-path transmission (S21 or S12) through DUT. An AC to DC Power adapter and **Proxi-Flange™ Contactless Flanges (STQ-WG-12010-FB-CF and STQ-WG-12025-FB-CF)**, are included. The Eravant calibration kit (**STQ-TO-12-S1-CKIT1**) and **Wave-Glide™ Rail System (STQ-TL-RW-S10-M1)** are highly recommended to complete the E-Band VNA test set. VNA extender is packaged individually in a rugged equipment box with additional hardware and tools.

**Electrical Specifications:**

Parameter	Minimum	Typical	Maximum
Frequency Range	60 GHz		90 GHz
Test Port Output Power		5 dBm	
Dynamic Range** @ 10 Hz BW	100 dB	120 dB	
Test Port Match		20 dB	
RF Source Input Frequency	10 GHz		15 GHz
RF Source Input Power	0 dBm	+3 dBm	+6 dBm
LO Source Input Frequency (RF±1F)	10 GHz		15 GHz
LO Source Input Power	0 dBm	+3 dBm	+6 dBm
IF Frequency Range	10 MHz		1000 MHz
Multiplication Factor		6	
Specification Temperature	+20°C		+30°C
Operating Temperature	-0°C		+50°C

*Measured with compatible Rx module.

ECCN

EAR99

FEATURES

- Full Band Coverage
- Dynamic Range of 120 dB
- AC Power Input: 100 to 240 VAC

APPLICATIONS

- VNA Frequency Extension
- OTA Measurements
- Test Lab System

RECOMMENDED PAIRINGS

- Cal Kit: [STQ-TO-12-S1-CKIT1](#)
- [Waveguide Quick Connects](#)
- Cable: [SCW-SMSM040-F1-A-PM](#)

RECOMMENDED RESOURCES

- [Contactless WG Flange & mmW-THz Test Setup](#)
- [VNA Extender Configuration Guide](#)
- [VNA Extenders & Cal Kits](#)



STO-1220305-T-E1

Mechanical Specifications:

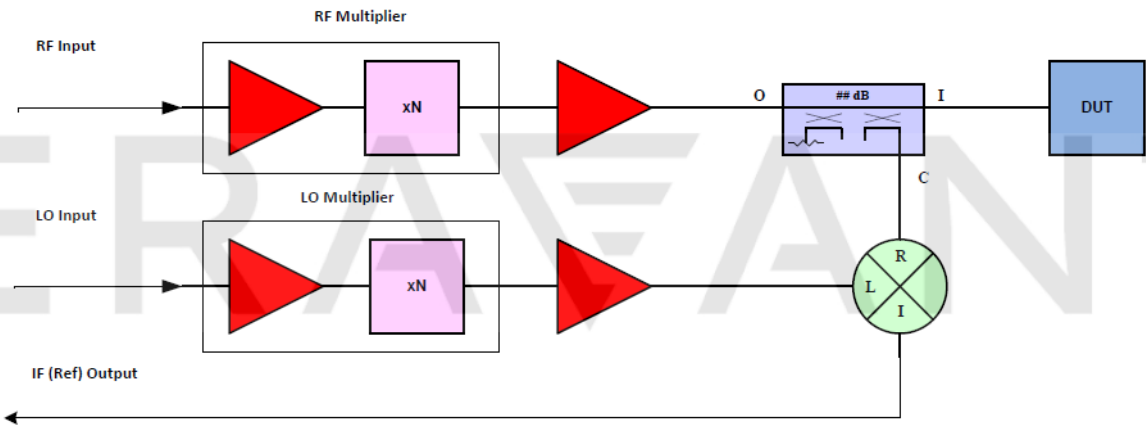
Item	Specification
Test Port	WR-12 Waveguide with UG-387/U Precision Anti-Cocking Flange
RF and LO Source Input Ports	SMA (F)
IF Reference Port	SMA (F)
DC Power Receptacle	LEMO EGG.0B.304.CLL
Finish	Black Anodized
Weight (per Module)	2.1 lbs.
Size (Without Adjustable Feet)	5.00" (L) x 3.75" (W) x 1.90" (H)
Outline	TO-TE-A

Included Components:

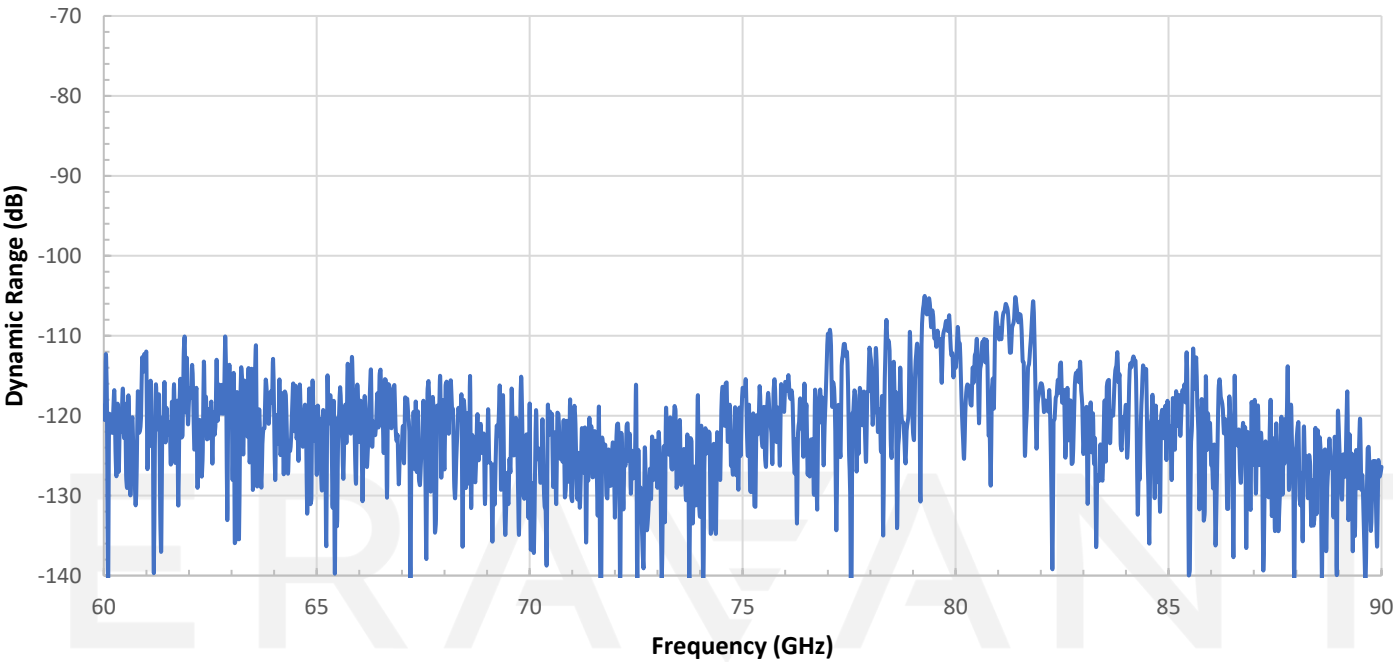
Item	Eravant Model Number	Quantity
Proxi-Flange™ Contactless Flange, 1.0" Long	STQ-WG-12010-FB-CF	1
Proxi-Flange™ Contactless Flange, 2.5" Long	STQ-WG-12025-FB-CF	1
Waveguide Screws, 3/32 Hex Head	SWH-332-SS-10	1 (10 Screws Total)
Waveguide Screwdriver, 3/32 Hex Head	SWH-332-DS	1
SMA Connector Torque Wrench	SCH-08008-S1	1
AC-to-DC Power Adapter	STU-110006005-HF	1

Connecting cables are not included. Eravant coaxial cable, model **SCW-SMSM040-F1-A-PM**, is highly recommended. Three (3) cables are required to connect this module with VNA.

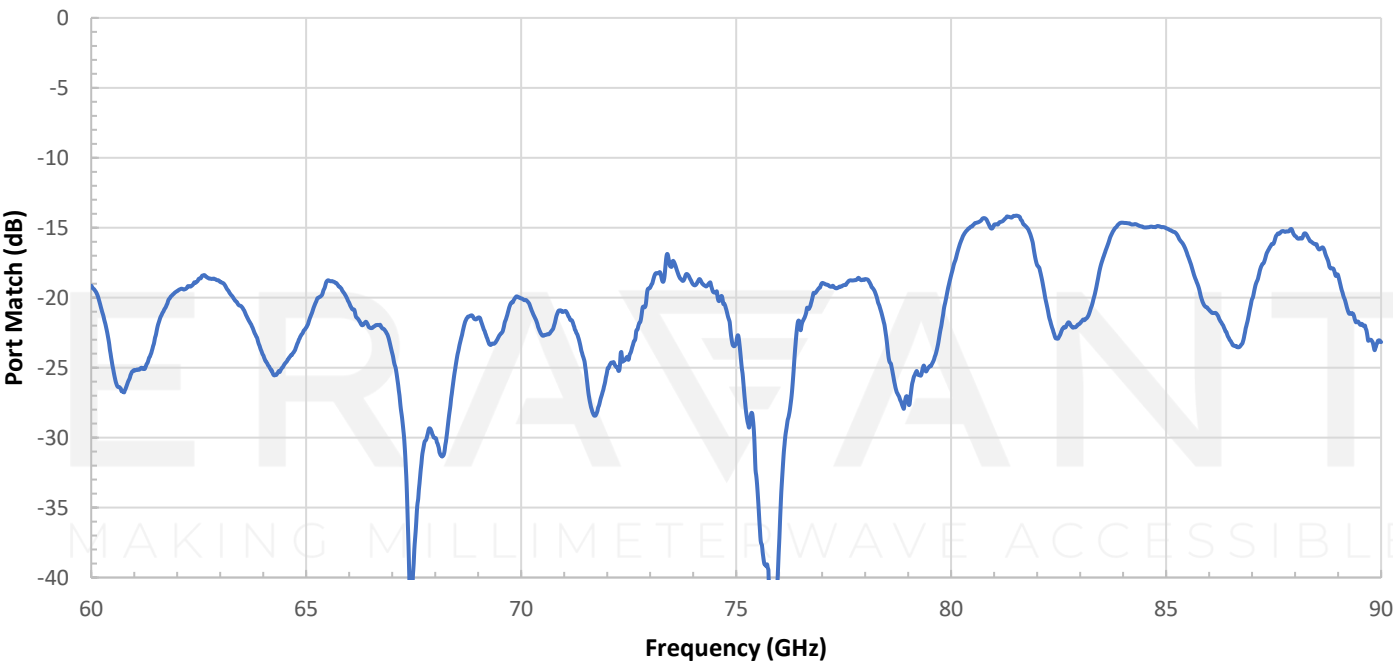
Simplified Block Diagram



Dynamic Range vs. Frequency

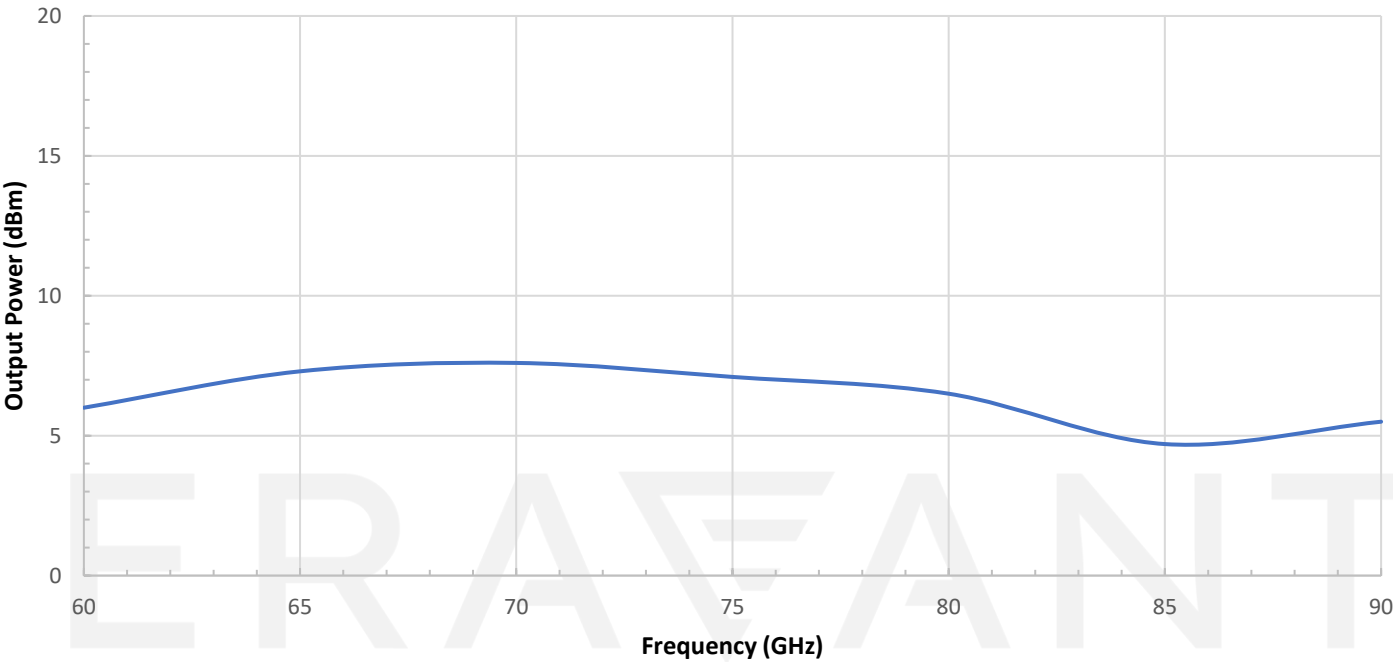


Test Port Match vs. Frequency

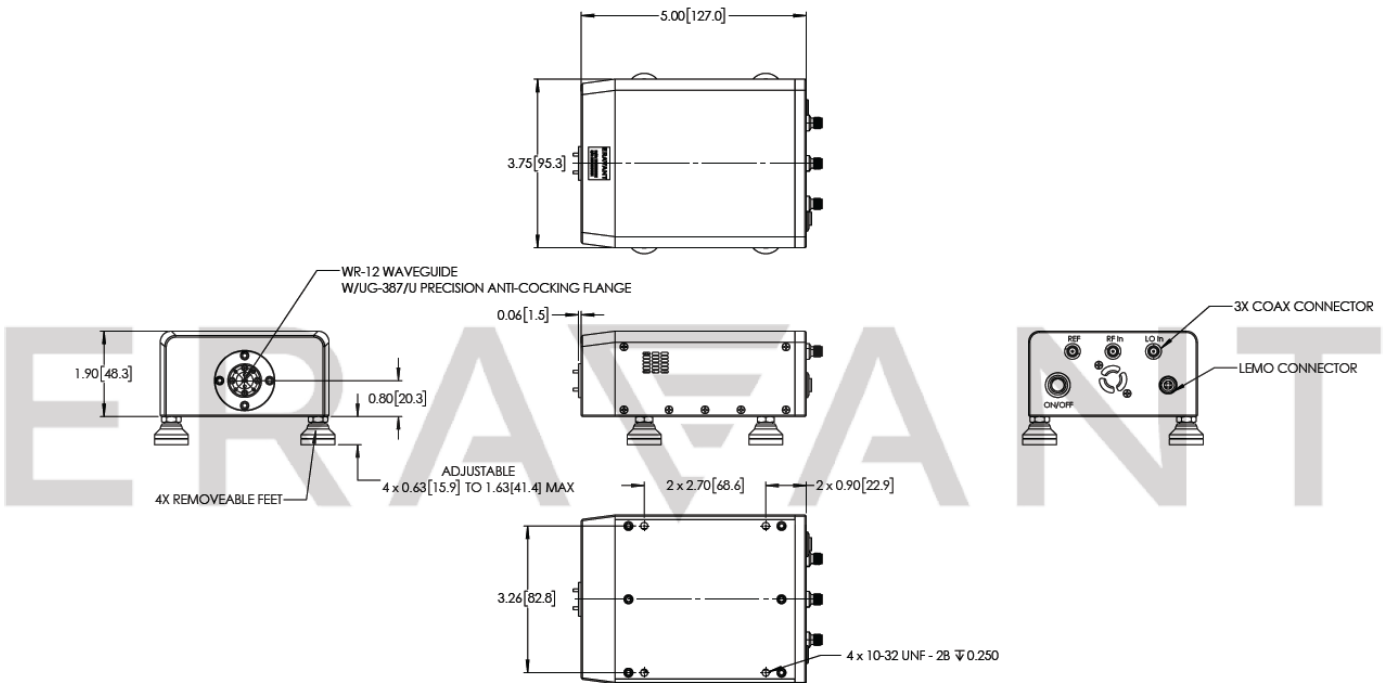


STO-1220305-T-E1

Output Power vs. Frequency



Mechanical Outline: (Unless otherwise specified, all dimensions are in inches [millimeters])



FEET REMOVED TO SHOW MOUNTING LOCATIONS

NOTE:

- To complete a frequency extension set, pair this Rx module with a compatible Tx/Ref or Tx/ Rx module listed in VNA Frequency Extenders page.
- Eravant reserves the right to change the information presented without notice.

CAUTION:

- Exceeding absolute maximum ratings will damage the device.
- Proper torque, 8.0 ± 0.15 inch-pounds (0.90 ± 0.02 Nm), should be applied. **Eravant torque wrench, model SCH-08008-S1, is highly recommended.**
- Any foreign objects in the waveguide will cause performance degradation and may damage the device.

ERAVANT
MAKING MILLIMETERWAVE ACCESSIBLE

ERAVANT
MAKING MILLIMETERWAVE ACCESSIBLE