

STF-10-S1-WP

W-Band Faraday Isolator

STF-10-S1-WP is a full Band Faraday isolator that operates from 75 to 110 GHz. The Faraday isolator is constructed with a longitudinal, magnetized ferrite rod that causes a Faraday rotation of the incoming RF signal. The Faraday isolator offers 28 dB typical isolation and 3.0 dB nominal insertion loss with good flatness. The return loss of the isolator is 15 dB. The input and output ports are WR-10 waveguides with UG-387/U-M flanges.



Electrical Specifications:

Parameter	Minimum	Typical	Maximum
RF Frequency	75 GHz		110 GHz
Insertion Loss		3.0 dB	
Isolation		28 dB	
Return Loss		15 dB	
Power Handling		1.0 W (CW)	1.2 W (CW)
Specification Temperature		+25°C	
Operating Temperature	-40°C		+85°C

Mechanical Specifications:

Item	Specification
RF Input/Output Ports	WR-10 Waveguide with UG-387/U-M Flange
Waveguide Flange Material	Brass
Waveguide Flange Finish	Gold Plated
Cover Material	Aluminum
Cover Finish	Black Anodized
Weight	2.2 Oz
Insertion Length	2.5"
Outline	TF-SW

ECCN

EAR99

FEATURES

- Full Waveguide Band Operation
- Moderate Insertion Loss
- High Isolation
- Instrumentation Grade

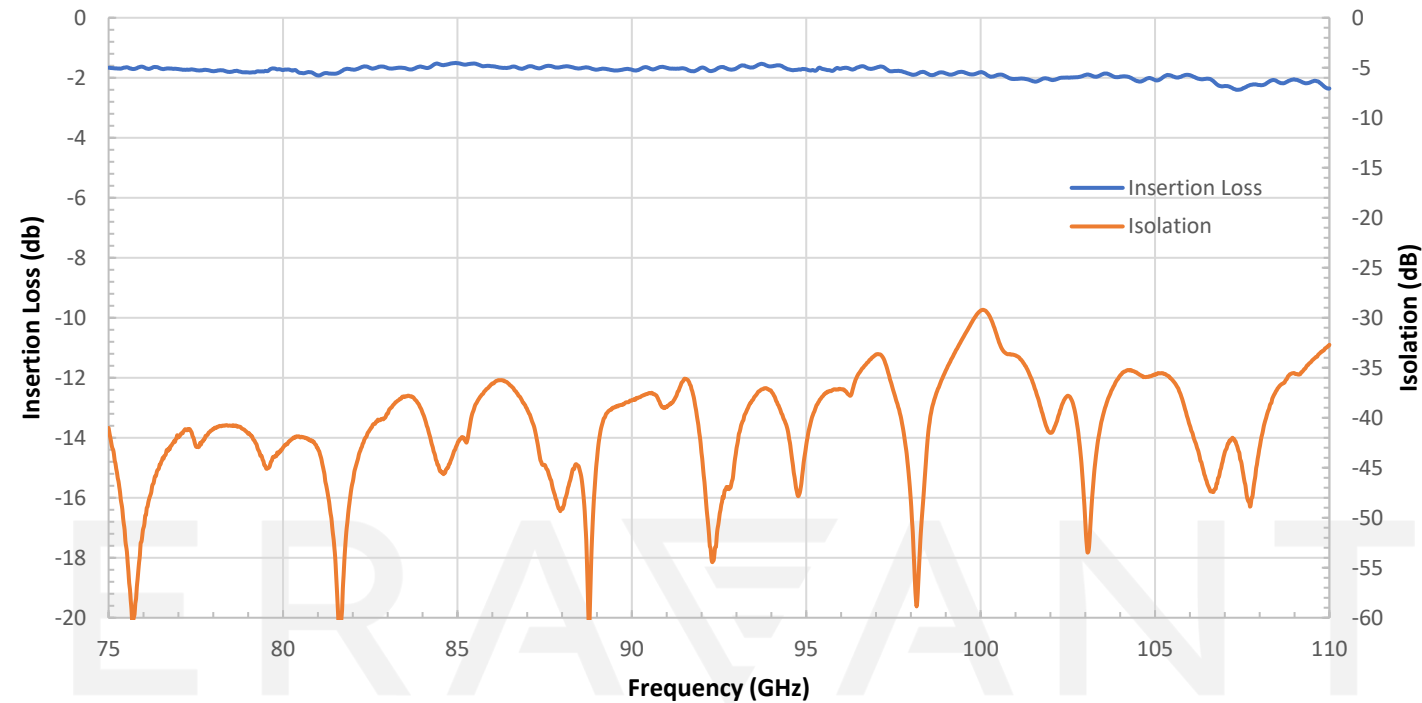
APPLICATIONS

- Test Lab
- Instrumentations
- Sub-assemblies

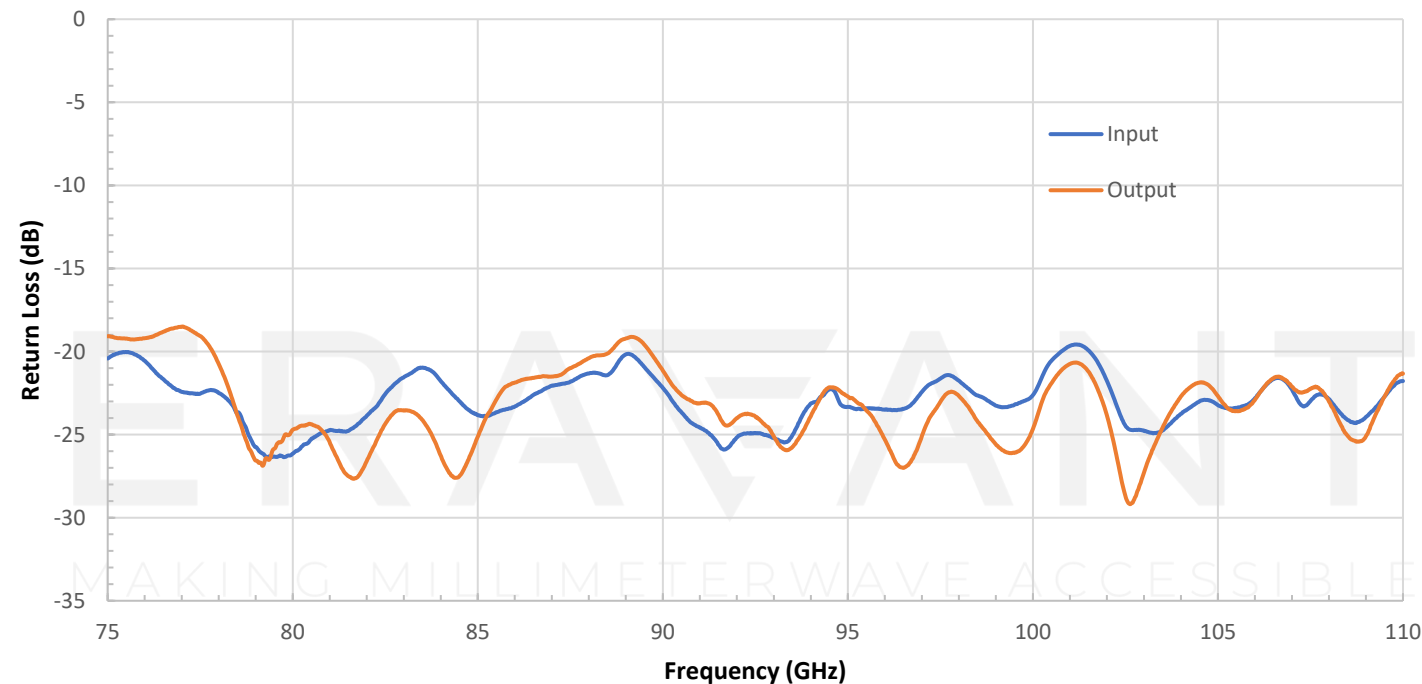
SUPPLEMENTAL DETAILS



Typical Performance vs. Frequency

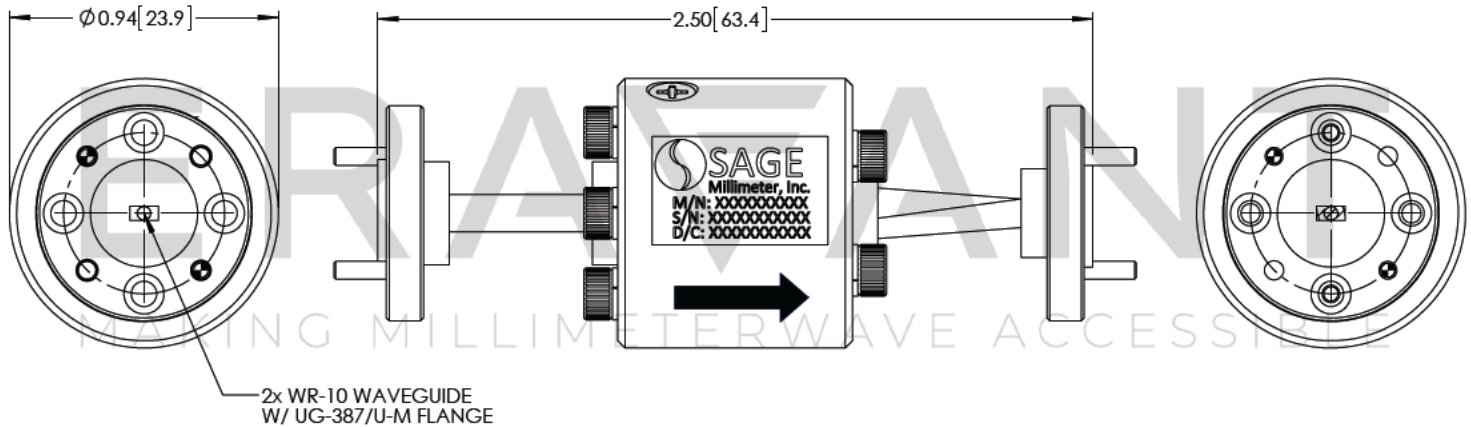


Typical Return Loss vs. Frequency



STF-10-S1-WP

Mechanical Outline: (Unless otherwise specified, all dimensions are in inches [millimeters])



NOTE:

- All data presented is collected from a sample lot. Actual data may vary slightly from unit to unit. All testing is performed under +25 °C room temperature.
- The model with orthogonal input and output ports is offered under model number STF-10-91.
- The compact version is offered under model number STF-10-S1-C.
- Other custom mechanical configurations are available under different model numbers.
- Eravant reserves the right to change the information presented without notice.

CAUTION:

- Exceeding absolute maximum ratings will damage the device.
- The device is sensitive to magnetic fields. Always keep magnetic fields 6 inches away.
- Any foreign objects in the waveguide will cause performance degradation and may damage or destroy the unit.
- For 1 mm connectors proper torque should be applied: 4.0 ± 0.15 inch-pounds (0.45 ± 0.02 Nm). Torque wrench model SCH-06004-S1 is highly recommended.
- For 1.35 mm, 1.85 mm, 2.4 mm, 2.92 mm, and SMA connectors proper torque should be applied: 8.0 ± 0.15 inch-pounds (0.90 ± 0.02 Nm). Torque wrench model SCH-08008-S1 is highly recommended.