



## Compact Benchtop Amplifier, 33 to 50 GHz, 30 dB Gain, +20 dBm P<sub>SAT</sub>

### Description:

**Model STB-3335033018-2222-S1-C** is a compact benchtop amplifier with a typical small signal gain of 30 dB and a nominal P<sub>1dB</sub> of +18 dBm and +20 dBm P<sub>SAT</sub> across the frequency range of 33 to 50 GHz, respectively. The input required to saturate the amplifier is 0 dBm typically. An AC to DC power adapter is provided so that the power supply required is a single phase AC voltage in the range of 100 to 240 V<sub>AC</sub>, which can be supplied by a wall outlet or lab benches. The fan helps to keep the amplifier working around room temperature. The input and output ports are WR-22 waveguides with standard UG-383/U anti-cocking flanges.



### Features:

- Full Waveguide Band Coverage
- High Gain
- High Output Power

### Applications:

- Communication Systems
- Bench Top Power Amplification
- Test Equipment

### Electrical Specifications:

Parameter	Minimum	Typical	Maximum
Frequency	33 GHz		50 GHz
Gain		30 dB	
P <sub>1dB</sub>		+18 dBm	
P <sub>sat</sub>		+20 dBm	
P <sub>in</sub>			+20 dBm
Port Return Loss		10 dB	
Power Supply (AC Adapter Provided)	100 V <sub>AC</sub>		240 V <sub>AC</sub>
Specification Temperature		+25 °C	
Operating Temperature	0 °C		+50 °C

### Mechanical Specifications:

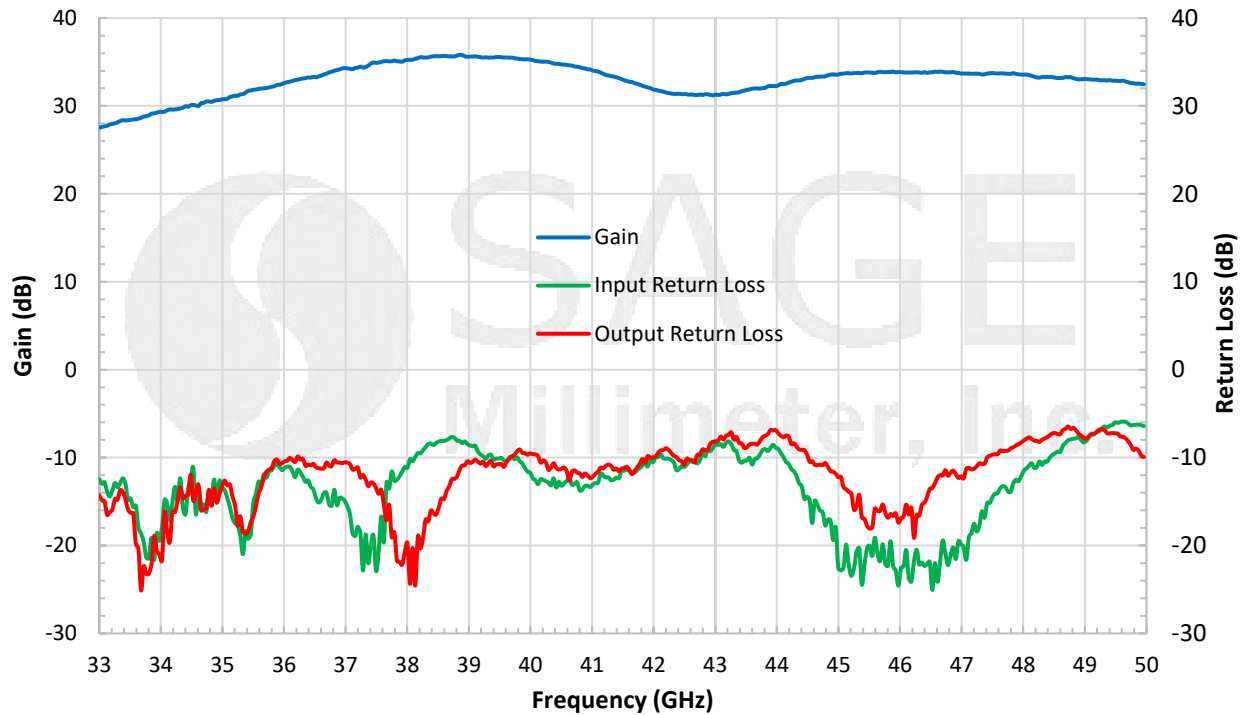
Item	Specification
RF Ports	WR-22 Waveguide with UG-383/U Anti-Cocking Flange
DC Bias	2.5 mm DC Jack (AC-to-DC power converter included)
Enclosure Material	Extruded Aluminum
Finish	Various
Weight	1.5 lbs
Size	2.36" (W) x 2.42" (L) x 3.92" (H)
Outline	TB-SQ-A-C



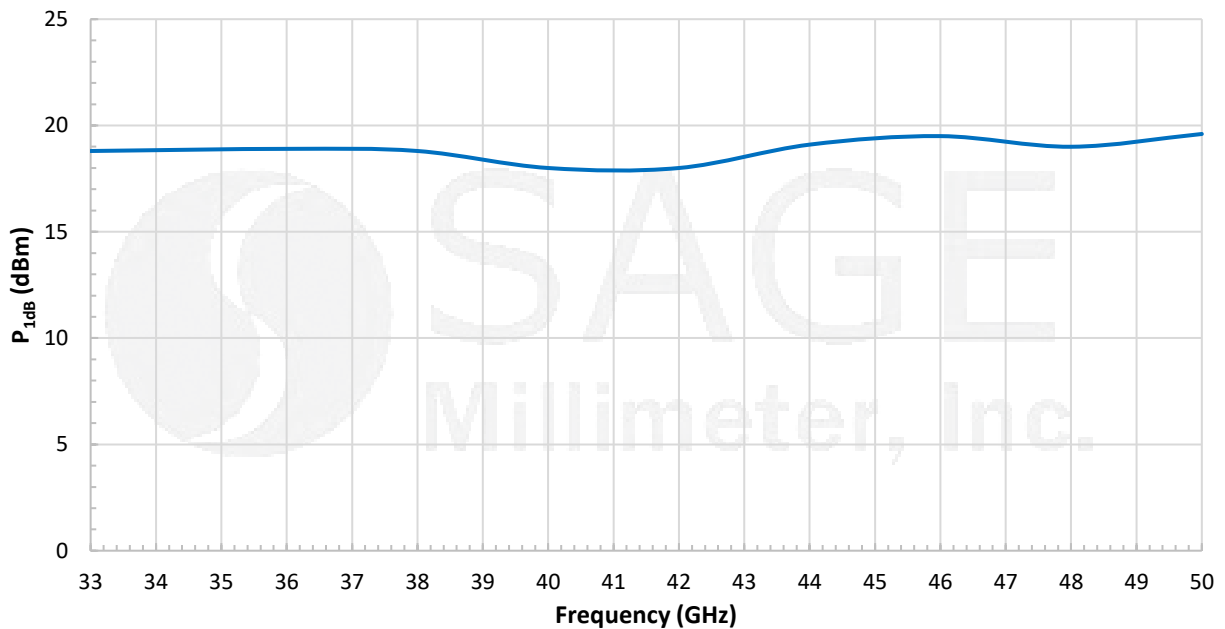


## Compact Benchtop Amplifier, 33 to 50 GHz, 30 dB Gain, +20 dBm P<sub>SAT</sub>

### Typical Gain and Return Loss vs. Frequency

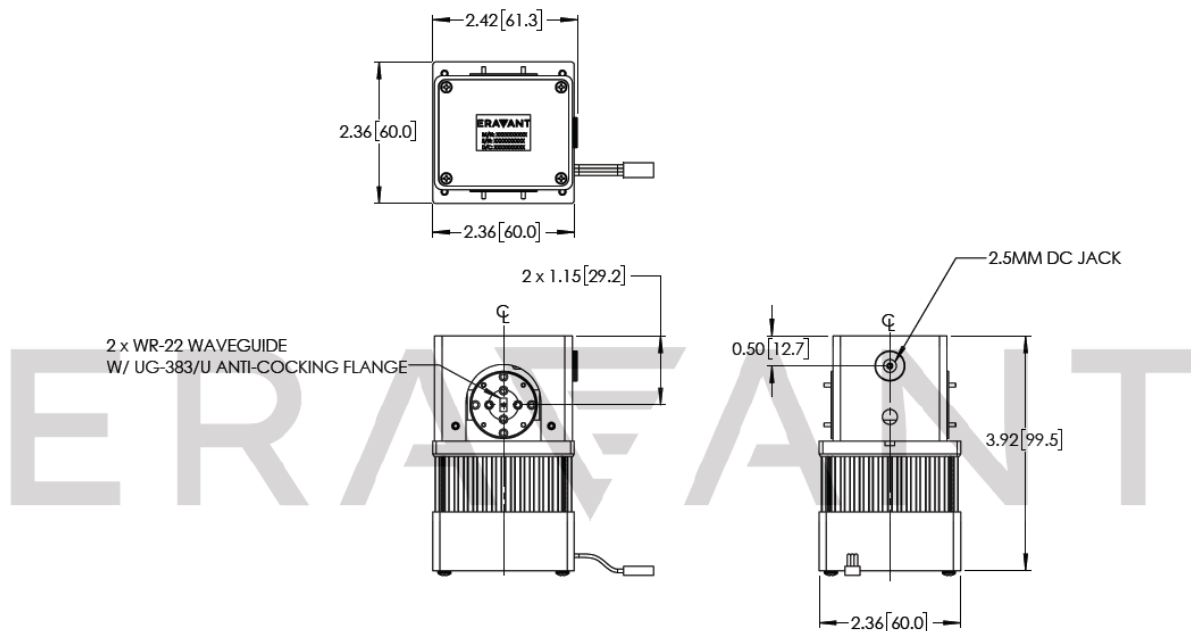


### Typical P<sub>1dB</sub> vs. Frequency



## Compact Benchtop Amplifier, 33 to 50 GHz, 30 dB Gain, +20 dBm P<sub>SAT</sub>

**Mechanical Outline:** (Unless otherwise specified, all dimensions are in inches [millimeters])



**Note:**

- All data presented is collected from a sample lot. Actual data may vary unit to unit.
- All testing was performed under +25 °C case temperature.
- AC-to-DC power adapter with cord is included.
- Other mechanical configurations are available under different model numbers.
- Eravant, Inc. reserves the right to change the information presented without notice.

**Caution:**

- Exceeding absolute maximum ratings shown will damage the device.
- The device is static sensitive. Always follow ESD rules when working with the device.
- The case temperature of the device shall never exceed +50 °C. Use proper heatsink or fan if necessary.

