



Compact Benchtop Amplifier, .01 to 50 GHz, 32 dB Gain, +19 dBm P_{SAT}

Description:

Model STB-0115033218-2F2F-S1-C is a compact benchtop amplifier with a typical small signal gain of 32 dB and a nominal P_{1dB} of +18 dBm and +19 dBm P_{SAT} across the frequency range of .01 to 50 GHz, respectively. The input required to saturate the amplifier is -5 dBm typically. An AC to DC power adapter is provided so that the power supply required is a single phase AC voltage in the range of 100 to 240 V_{AC}, which can be supplied by a wall outlet or lab benches. The fan helps to keep the amplifier working around room temperature. The input and output ports are female 2.4 mm connectors. Other port configurations are available under different model numbers.



Features:

- Broadband Coverage
- High Gain
- High Output Power

Applications:

- Communication Systems
- Bench Top Power Amplification
- Test Equipment

Electrical Specifications:

Parameter	Minimum	Typical	Maximum
Frequency	.01 GHz		50 GHz
Gain		32 dB	
P _{1dB} (.01-30 GHz)		+18 dBm	
P _{sat} (01-45 GHz)		+19 dBm	
Noise Figure		6.0 dB	
P _{in}			0 dBm
Port Return Loss		10 dB	
Power Supply (AC Adapter Provided)	100 V _{AC}		240 V _{AC}
Specification Temperature		+25 °C	
Operating Temperature	0 °C		+50 °C

Mechanical Specifications:

Item	Specification
RF Ports	2.4 mm (F)
DC Bias	2.5 mm DC Jack (AC-to-DC power converter included)
Enclosure Material	Extruded Aluminum
Finish	Various
Weight	1.5 lbs
Size	2.36" (W) x 2.36" (L) x 4.10" (H)
Outline	TB-ZC-C

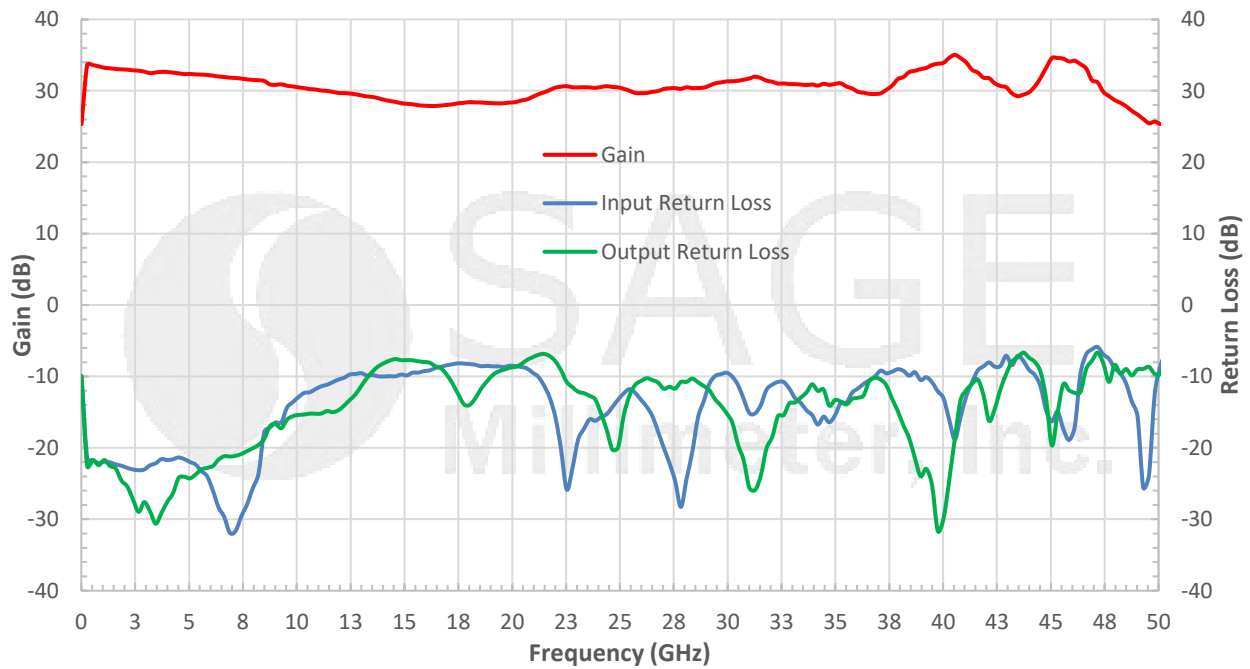


www.eravant.com | 3043 Kashiwa Street, Torrance, CA 90505
 Phone: 424-757-0168 | Fax: 424-757-0188 | Email: sales@eravant.com

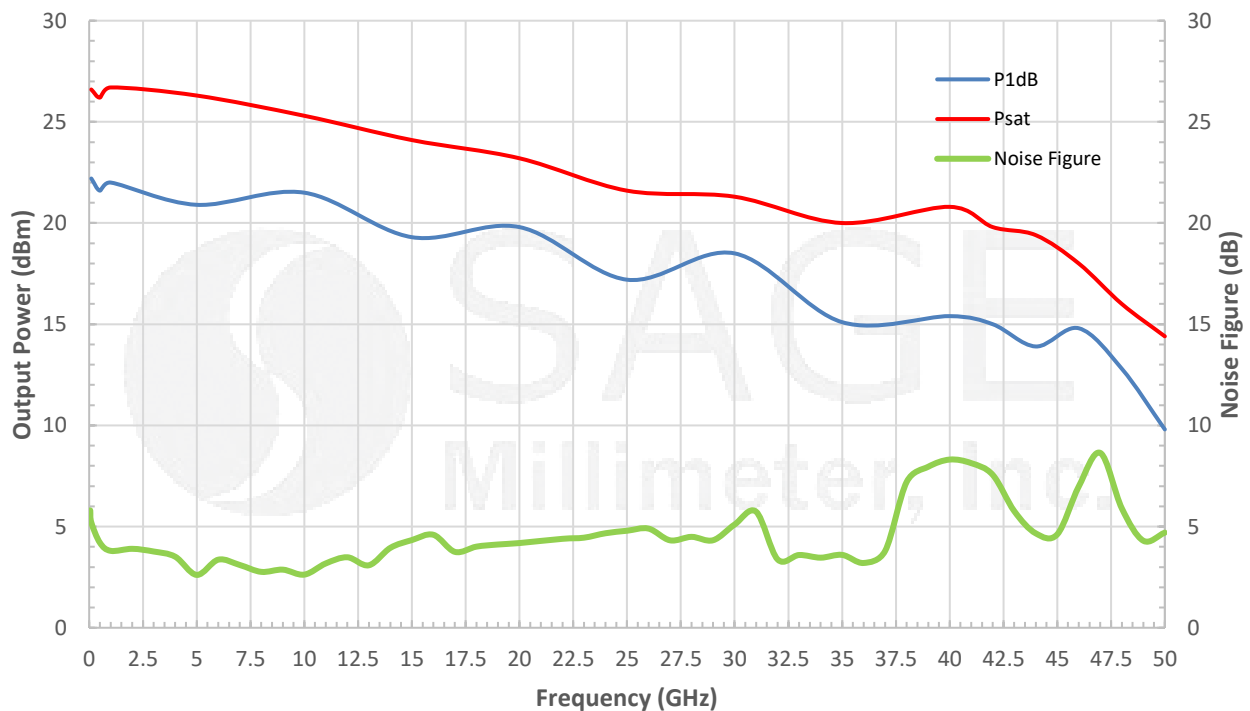


Compact Benchtop Amplifier, .01 to 50 GHz, 32 dB Gain, +19 dBm P_{SAT}

Typical Performance vs. Frequency

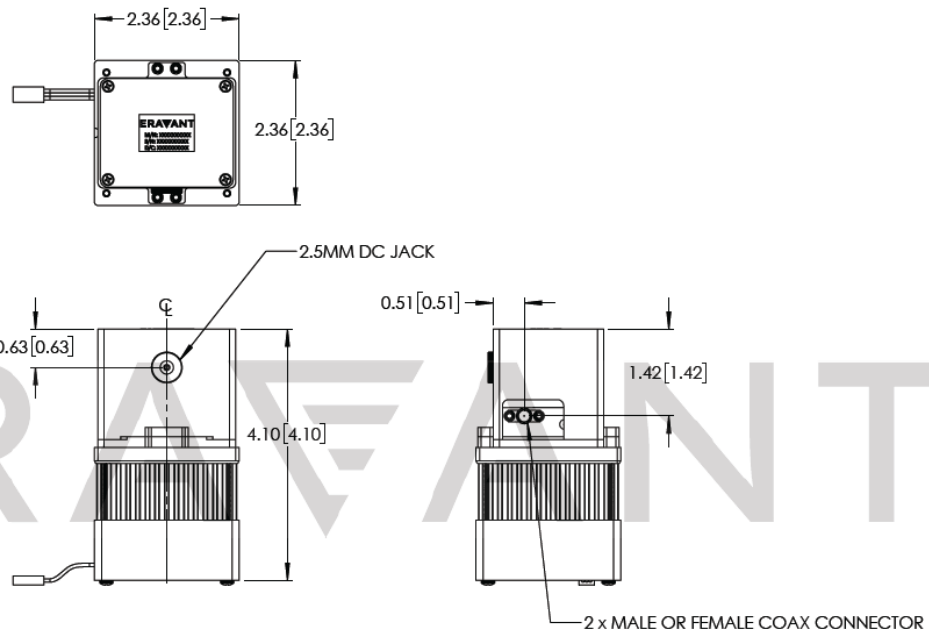


Typical P1dB & Psat and Noise Figure vs Frequency



Compact Benchtop Amplifier, .01 to 50 GHz, 32 dB Gain, +19 dBm P_{SAT}

Mechanical Outline: (Unless otherwise specified, all dimensions are in inches [millimeters])



Note:

- All data presented is collected from a sample lot. Actual data may vary unit to unit.
- All testing was performed under +25 °C case temperature.
- AC-to-DC power adapter with cord is included.
- Other mechanical configurations are available under different model numbers.
- Eravant, Inc. reserves the right to change the information presented without notice.

Caution:

- Exceeding absolute maximum ratings shown will damage the device.
- The device is static sensitive. Always follow ESD rules when working with the device.
- The case temperature of the device shall never exceed +50 °C. Use proper heatsink or fan if necessary.

