


## Q-Band Fixed Attenuator, 30 dB

### Description:

**Model STA-30-22-F2-WPC** is a 30 dB fixed attenuator that is used in millimeterwave systems and operates from 33 to 50 GHz. The attenuator has a fixed attenuation value of 30 dB at center frequency, 41.5 GHz. While the attenuator is designed and fabricated for full waveguide band applications, the attenuation value of this model does show a minor slope within the band due to its distinct mechanical configuration. Various attenuation values are available under different model numbers.



### Features:

- Full Band Coverage
- Low Cost
- Accurate Attenuation Value at Center Frequency

### Applications:

- Test Lab
- Instrumentations
- System Integration

### Electrical Specifications:

Parameter	Minimum	Typical	Maximum
RF Frequency Range	33 GHz		50 GHz
Attenuation @ 41.5 GHz		30.0 dB	
Return Loss		21 dB	
Power Handling		500 mW	750 mW
Specification Temperature		+25°C	
Operating Temperature	-40°C		+85°C

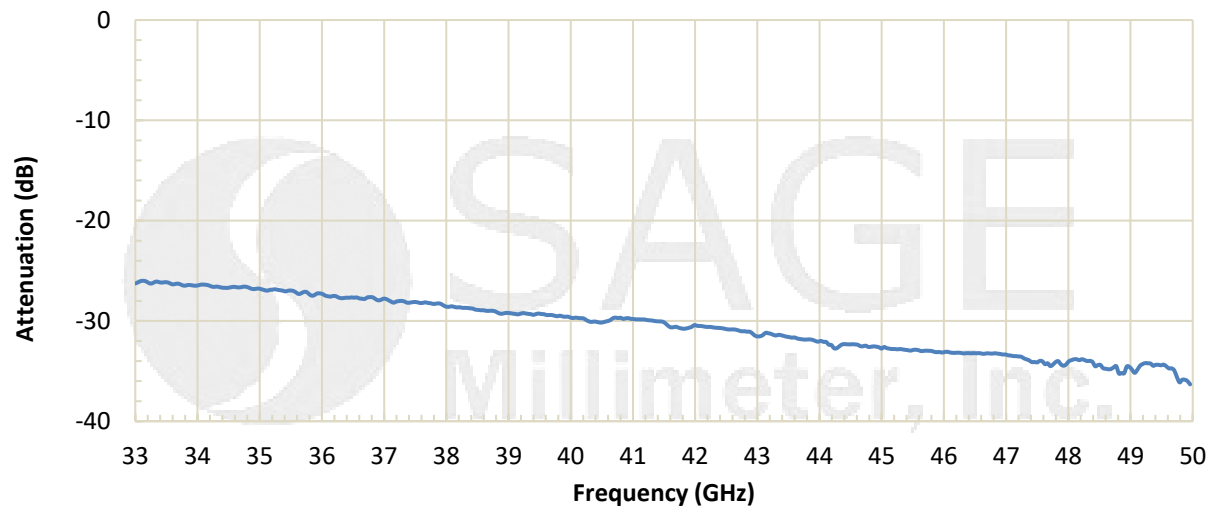
### Mechanical Specifications:

Item	Specification
RF Input	WR-22 Waveguide with UG-383/U Flange
RF Output	WR-22 Waveguide with UG-383/U Flange
Setting	Fixed
Insertion Length	3.50"
Finish	Gold Plated Waveguide Faces; Black Painted Body
Weight	2.5 Oz
Outline	TA-FQ-BX1

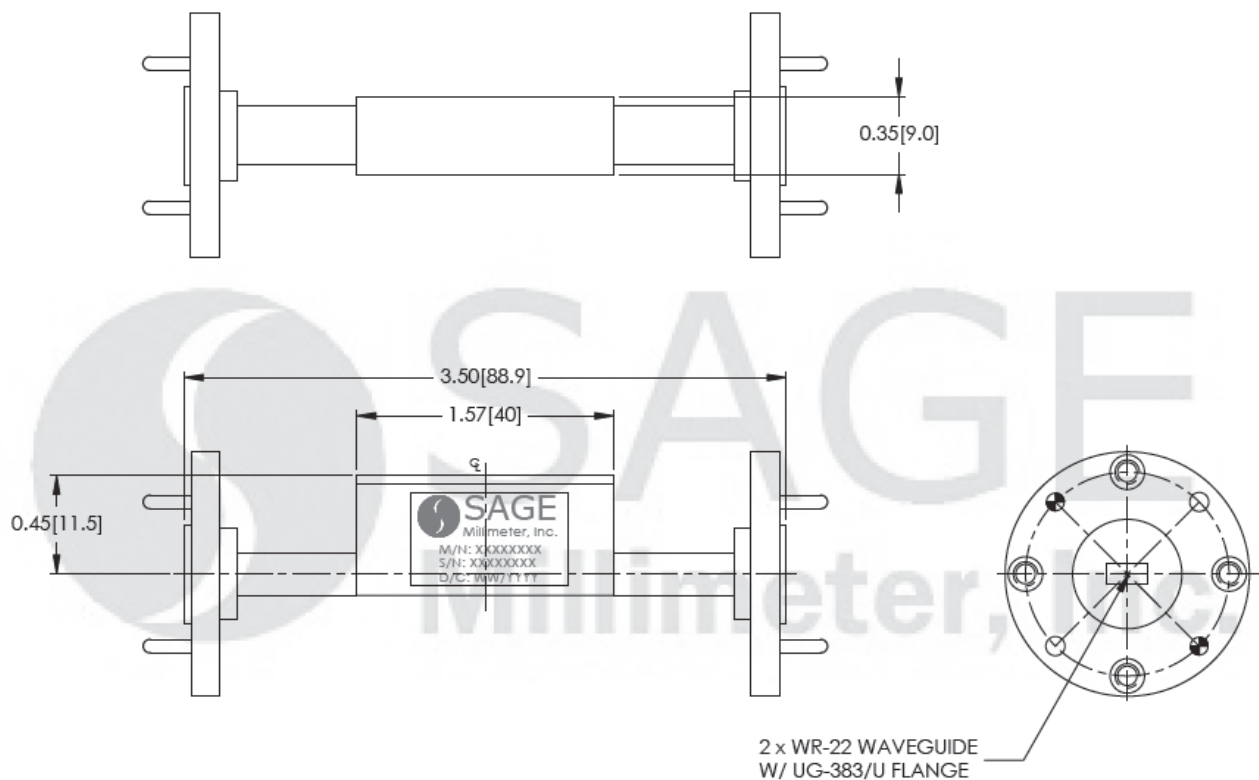


## Q-Band Fixed Attenuator, 30 dB

### Typical Attenuation vs. Frequency



### Mechanical Outline: (Unless otherwise specified, all dimensions are in inches [millimeters])





## Q-Band Fixed Attenuator, 30 dB

### Note:

- All data presented is collected from a sample lot. Actual data may vary unit to unit, slightly.
- All testing was performed under +25°C case temperature.
- Eravant reserves the right to change the information presented without notice.

### Caution:

- RF power should never exceed 750 mW.
- Any foreign objects in the waveguide will cause performance degradation and may damage the device.

