




W-Band Fixed Attenuator, 6 dB, 10 Watts

Description:

Model STA-06-10-FS-40 is a 10 watt fixed attenuator that is used in millimeterwave systems and operates from 75 to 110 GHz. The attenuator has a nominal fixed attenuation value of 6 dB across the entire W band. The attenuator is uniquely designed and fabricated for full waveguide band applications and displays an extremely flat frequency response across the full bandwidth. Various attenuation values are available under different model numbers.



Features:

- Full Band Coverage
- Low Cost

Applications:

- Test Lab
- Instrumentations
- System Integration

Electrical Specifications:

Parameter	Minimum	Typical	Maximum
RF Frequency Range	75 GHz		110 GHz
Attenuation		6.0 dB	
Return Loss		21 dB	
Power Handling		10 W	12 W
Specification Temperature		+25°C	
Operating Temperature	-40°C		+85°C

Mechanical Specifications:

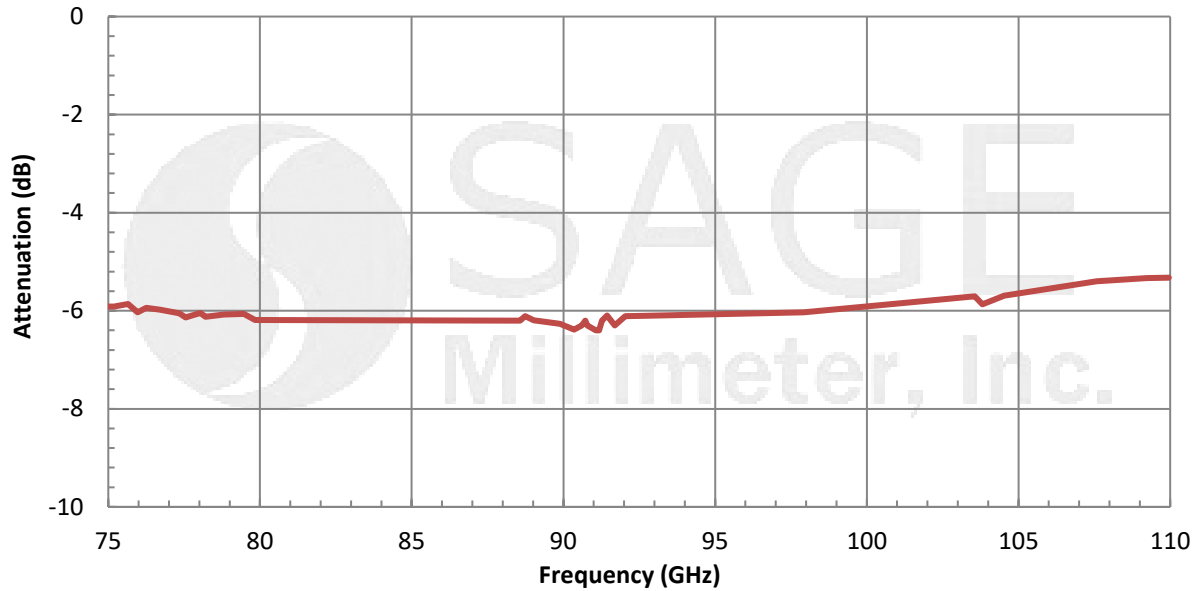
Item	Specification
RF Input	WR-10 Waveguide with UG-387/U-M Anti-Cocking Flange
RF Output	WR-10 Waveguide with UG-387/U-M Anti-Cocking Flange
Setting	Fixed
Insertion Length	3.60"
Finish	Gold Plated
Weight	2.2 Oz
Outline	TA-FW-A-40



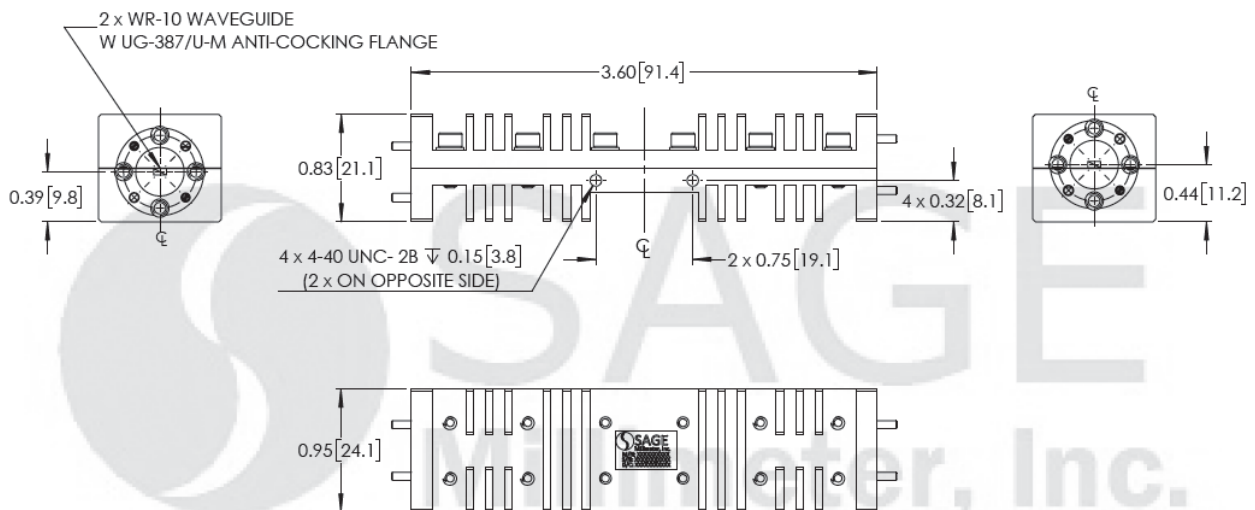


W-Band Fixed Attenuator, 6 dB, 10 Watts

Typical Attenuation vs. Frequency



Mechanical Outline: (Unless otherwise specified, all dimensions are in inches [millimeters])



Note:

- All data presented is collected from a sample lot. Actual data may vary unit to unit, slightly.
- All testing was performed under +25 °C case temperature.
- SAGE Millimeter, Inc. reserves the right to change the information presented without notice.

Caution:

- RF power should never exceed 12 W.
- Any foreign objects in the waveguide will cause performance degradation and may damage the device.

