




## Q-Band Fixed Attenuator, 3 dB, 10 Watts

### Description:

**Model STA-03-22-FS-40** is a 10 watt fixed attenuator that is used in millimeterwave systems and operates from 33 to 50 GHz. The attenuator has a nominal fixed attenuation value of 3 dB across the entire Q band. The attenuator is uniquely designed and fabricated for full waveguide band applications and displays an extremely flat frequency response across the full bandwidth. Various attenuation values are available under different model numbers.



### Features:

- Full Band Coverage
- Low Cost

### Applications:

- Test Lab
- Instrumentations
- System Integration

### Electrical Specifications:

Parameter	Minimum	Typical	Maximum
RF Frequency Range	33 GHz		50 GHz
Attenuation		3.0 dB	
Return Loss			14 dB
Power Handling		10 W (CW)	12 W (CW)
Specification Temperature		+25°C	
Operating Temperature	-40°C		+85°C

### Mechanical Specifications:

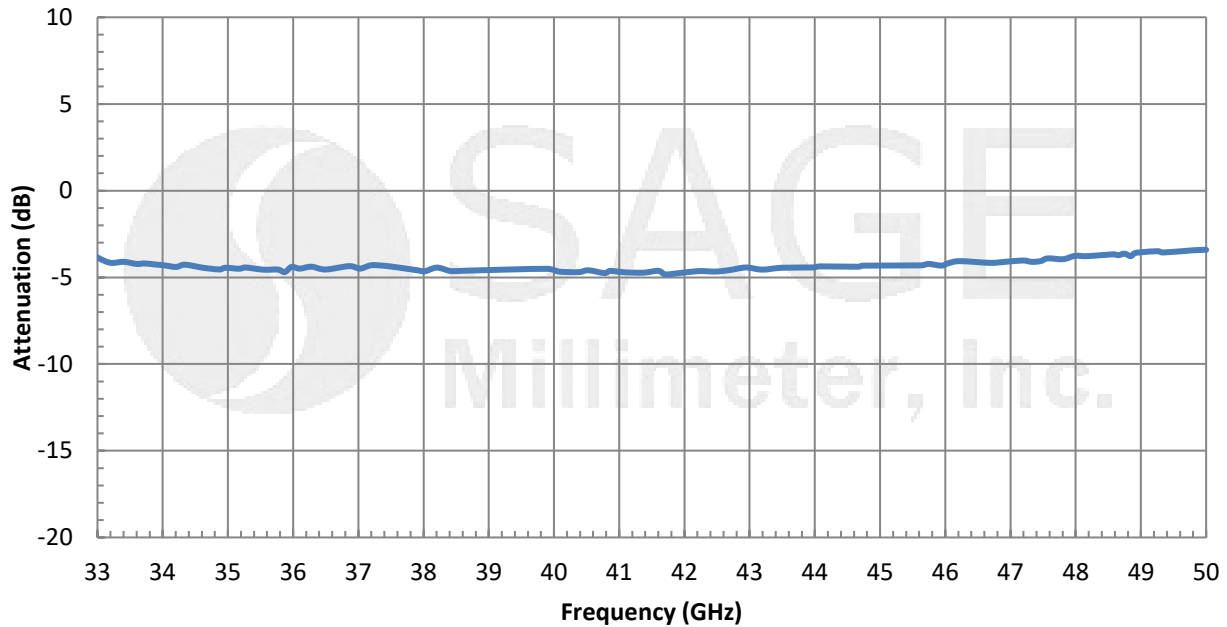
Item	Specification
RF Input	WR-22 Waveguide with UG-383/U Anti-Cocking Flange
RF Output	WR-22 Waveguide with UG-383/U Anti-Cocking Flange
Setting	Fixed
Insertion Length	5.50"
Finish	Gold Plated
Weight	4.5 Oz
Outline	TA-FQ-A-40



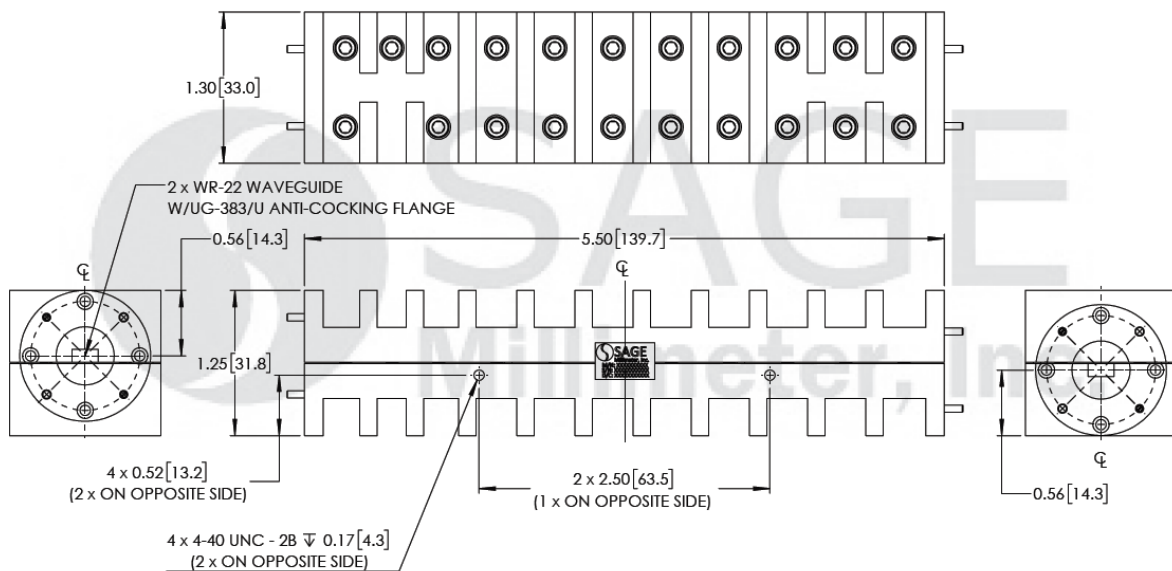


## Q-Band Fixed Attenuator, 3 dB, 10 Watts

### Typical Attenuation vs. Frequency



### Mechanical Outline: (Unless otherwise specified, all dimensions are in inches [millimeters])



### Note:

- All data was presented using a limited sample lot. Actual data may vary unit to unit slightly.
- All testing was performed under +25°C case temperature.
- SAGE Millimeter, Inc. reserves the right to change the information presented without notice.



www.sagemillimeter.com | 3043 Kashiwa Street, Torrance, CA 90505  
 Phone: 424-757-0168 | Fax: 424-757-0188 | Email: sales@sagemillimeter.com

## Q-Band Fixed Attenuator, 3 dB, 10 Watts

### Caution:

- RF power should never exceed 12 W.
- Any foreign objects in the waveguide will cause performance degradation and may damage the device.

