



## W-Band Receiver, 92 to 96 GHz, x8 LO, 4 dB NF, 30 dB Gain

### Description:

**Model SSR-9430434030-10-M1** is a W-Band single channel receiver. The receiver has a typical conversion gain of 30 dB with a typical RF input power of -60 dBm in the frequency range of 92 to 96 GHz and a IF output frequency range of 4 to 8 GHz. The receiver has a build in x8 multiplier, which requires the typical input LO power and frequency of +5 dBm and 11 GHz, respectively. The LO and IF port are both equipped with female SMA connectors and the RF port is a WR-10 waveguide with a UG-387/U-M flange.



### Features:

- Compact Size
- Low Noise Figure
- Fully Integrated Module

### Applications:

- Radar Systems
- Communication Systems
- Passive Camera Systems

### Electrical Specifications:

Parameter	Minimum	Typical	Maximum
RF Input Frequency	92 GHz		96 GHz
RF Input Power		-60 dBm	-24 dBm
Noise Figure		4 dB	
IF Output Frequency	4 GHz		8 GHz
RF to IF Conversion Gain		30 dB	
LO Frequency		11 GHz	
LO Input Power	0 dBm	+5 dBm	+10 dBm
DC Voltage Supply	+6 V <sub>DC</sub>	+8 V <sub>DC</sub>	+12 V <sub>DC</sub>
Current Supply		400 mA	
Specification Temperature		+ 25 °C	
Operating Temperature	0 °C		+ 50 °C

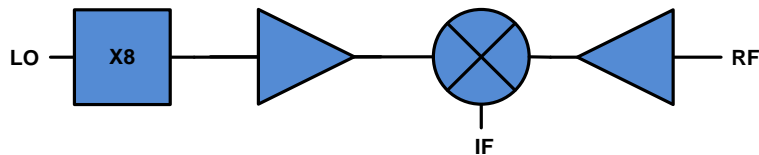
### Mechanical Specifications:

Item	Specification
RF Port	WR-10 Waveguide with UG-387/U-M Flange
RX IF Port	SMA (F)
LO Port	SMA (F)
Bias	Solder Pin
Housing	Aluminum
Weight	2 Oz
Finishing	Gold Plated
Size	1.1" (W) X 1.8" (L) X 0.5" (H)
Outline	ST-SW



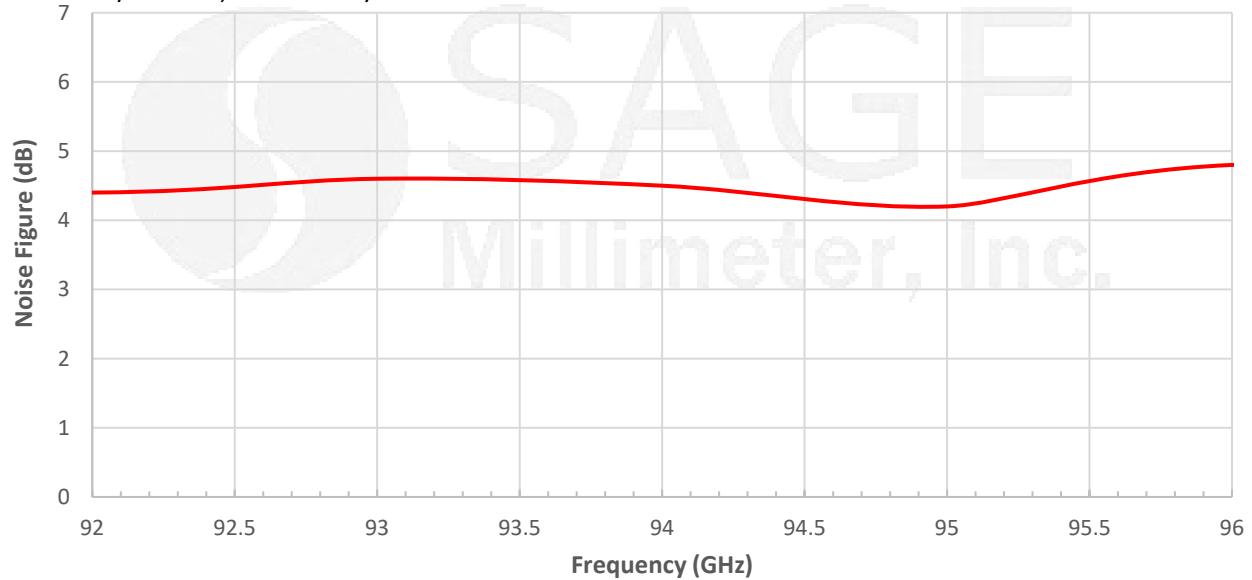
## W-Band Receiver, 92 to 96 GHz, x8 LO, 4 dB NF, 30 dB Gain

### Block Diagram:



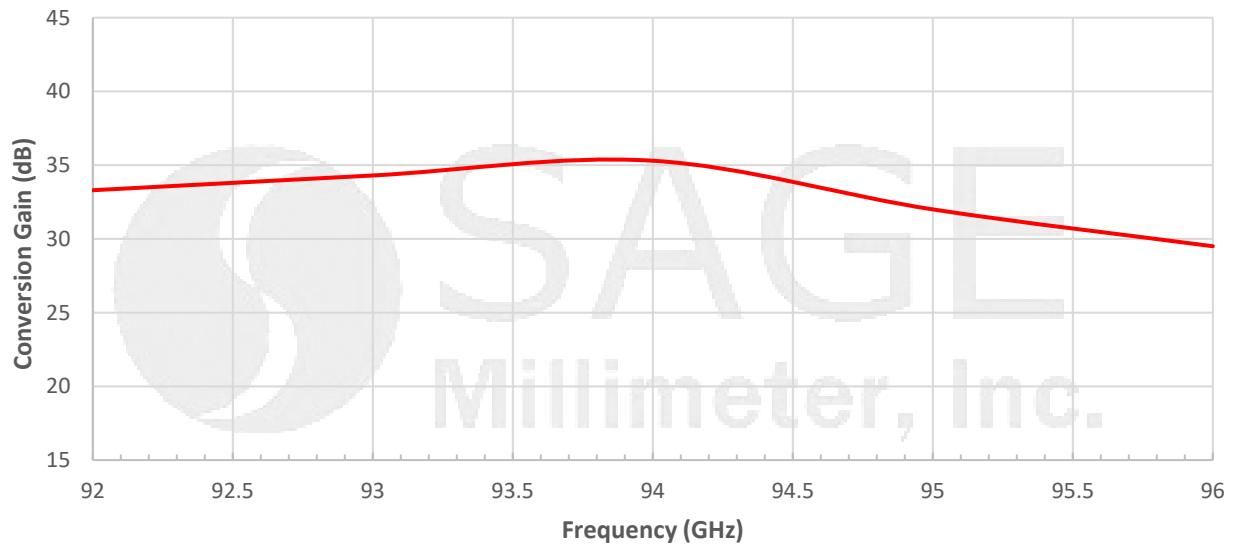
### Typical Noise Figure vs. Frequency

Bias: +8V/400 mA, LO: 11 GHz/+ 5dBm



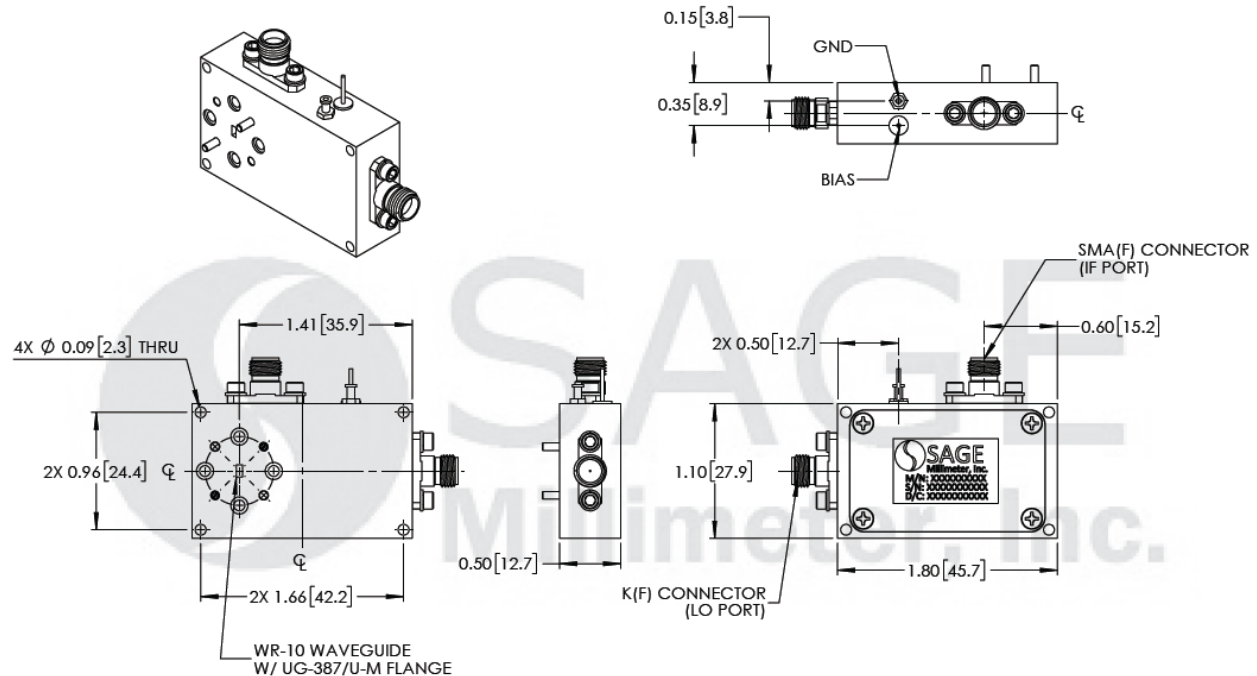
### Typical Conversion Gain vs. Frequency

Bias: +8V/400 mA, LO: 11 GHz/+ 5dBm



## W-Band Receiver, 92 to 96 GHz, x8 LO, 4 dB NF, 30 dB Gain

**Mechanical Outline:** (Unless otherwise specified, all dimensions are in inches [millimeters])



**Note:**

- All data presented is collected from a sample lot. Actual data may vary unit to unit.
- All testing was performed under +25 °C case temperature.
- SAGE Millimeter, Inc. reserves the right to change the information presented without notice.
- Other mechanical configurations are available under different model numbers.

**Caution:**

- Exceeding absolute maximum ratings shown will damage the device.
- The device is static sensitive. Always follow ESD rules when working with the device.
- The case temperature of the device shall never exceed +50 °C. Use proper heatsink or fan if necessary.