



E Band Ranging Sensor Module, Dual Channel, 76.5 GHz, ± 250 MHz

Description:

Model SSP-77316-D1 is an E band ranging sensor module that is designed and manufactured for medium range measurements of a moving target's speed, travel direction and distance. The sensor module has an operating frequency range of 76.25 to 76.75 GHz and takes a nominal bias of +8.0 V_{DC}/950 mA. The sensor module is configured with a varactor tuned oscillator, an isolator, an amplifier, a directional coupler, a circulator, and a balanced I/Q mixer. The directional coupler is used to sample the LO power to pump the mixer, and the circulator is used as a TX/RX diplexer. The varactor has tuning voltage range of DC to +25 V_{DC} and provides ± 250 MHz tuning bandwidth. Various antennas can be integrated with the module to form sensor heads for many system applications.



Features:

- 76.50 GHz Operation
- Low FM/AM Noise and High Sensitivity
- Low Harmonic Emission
- Common Tx/Rx Port

Applications:

- True Ranging Radar Systems
- Moving Target Direction Detection
- High Resolution Target Detection Systems
- Automotive Radar Systems

Electrical Specifications:

Parameter	Minimum	Typical	Maximum
Tx Frequency Range	76.25 GHz	76.50 GHz	76.75 GHz
Tx Frequency Tuning Bandwidth		± 250 MHz	
Tx Output Power		+16 dBm	
Rx Frequency Range	76.25 GHz	76.50 GHz	76.75 GHz
Rx IF Frequency Range	DC		1 GHz
I/Q Phase Unbalance		$\pm 15^\circ$	
Rx Conversion Loss		12 dB	
Frequency Stability		-6.0 MHz/ $^\circ$ C	
Power Stability		-0.05 dB/ $^\circ$ C	
Varactor Tuning Voltage		0 to +25 V _{DC}	
Varactor Tuning Speed		1 μ S	
Gunn Bias Voltage*		+4.5 V _{DC}	+5.5 V _{DC}
Gunn Bias Current		350 mA	
Amplifier Bias Voltage		+8 V _{DC}	+15 V _{DC}
Amplifier Bias Current		600 mA	
Specification Temperature		+25 $^\circ$ C	
Operating Temperature	0 $^\circ$ C		+50 $^\circ$ C

*Note: If the SOR-R3 regulator is used, the required DC bias voltage to regulator input is +8 V_{DC}.





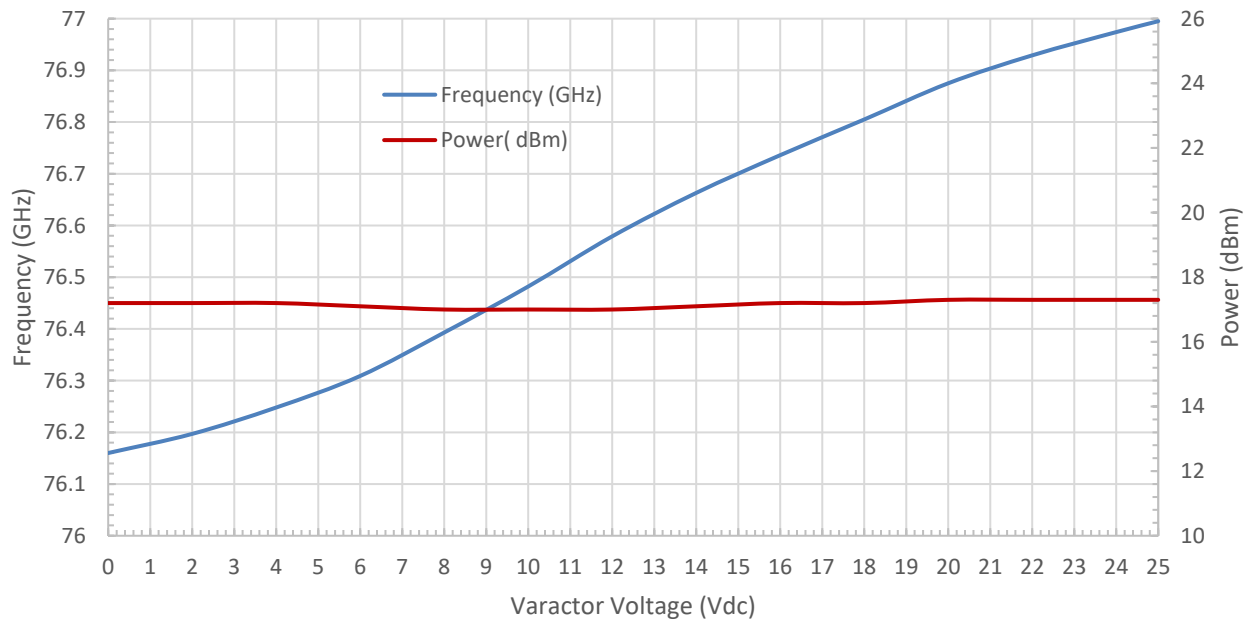
E Band Ranging Sensor Module, Dual Channel, 76.5 GHz, ±250 MHz

Mechanical Specifications:

Item	Specification
Tx/Rx Port	WR-12 Waveguide with UG-387/U Anti-Cocking Flange
IF Ports	SMA (F), SMA (F)
DC Bias Port (Vg)	Solder Pins
Varactor Bias Port (Vv)	SMA (F)
Material	Aluminum and Brass
Finish	Gold Plated
Weight	5 Oz
Size	8.0" (L) X 4.0" (W) X 1.96" (H)
Outline	SP-NWEV-D2-A

Typical Frequency and Power Output vs. Varactor Voltage

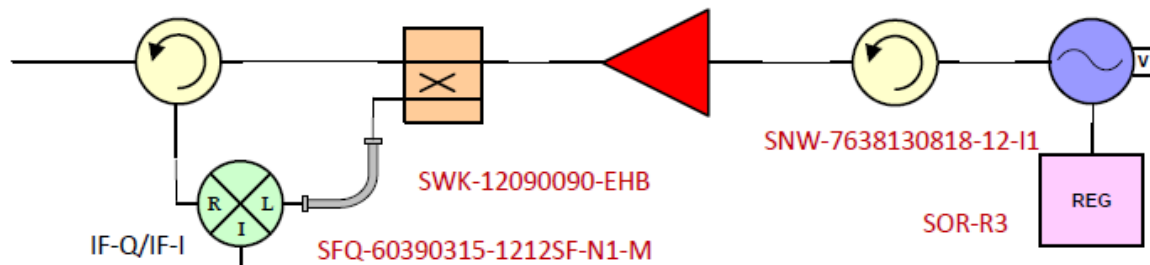
Bias: +4.5 Vdc/950 mA



Block Diagram:

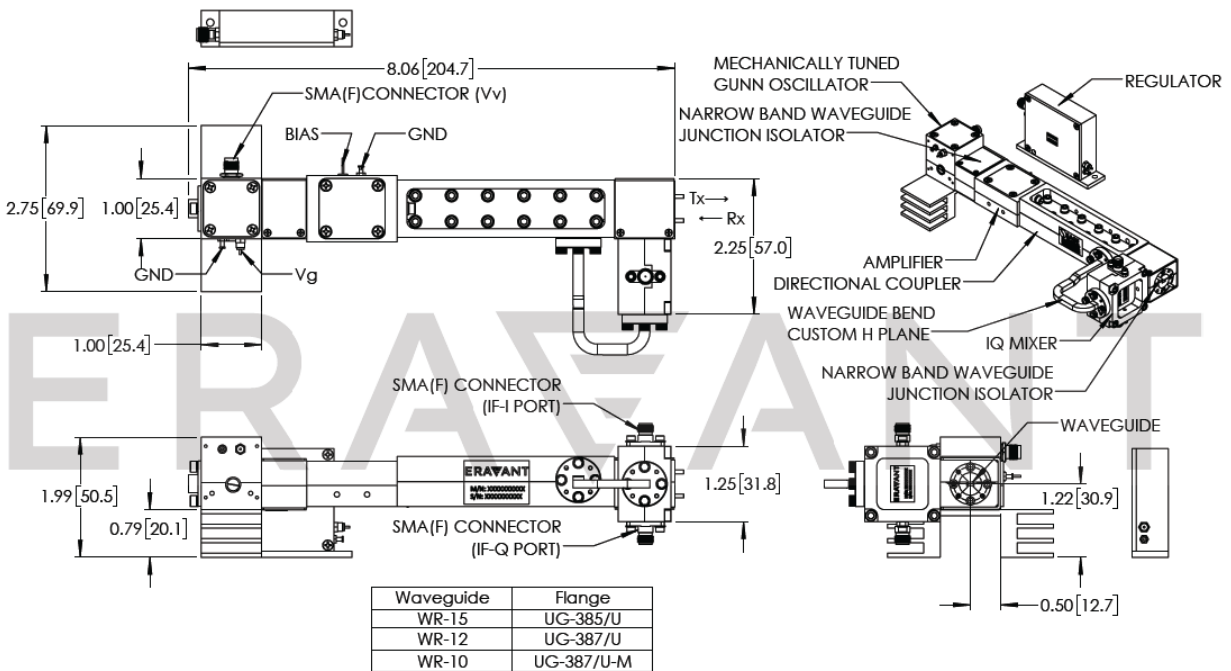
Mechanical Outline: (Unless otherwise specified, all dimensions are in inches [millimeters])

SNW-7638130818-12-C1 SWD-0340H-12-SB SBP-6039032516-1212-E1 SOV-77305210-12-G1



E Band Ranging Sensor Module, Dual Channel, 76.5 GHz, ±250 MHz

Mechanical Outline: (Unless otherwise specified, all dimensions are in inches [millimeters])



Note:

- All data presented is collected from a sample lot. Actual data may vary unit to unit slightly.
- All testing as performed under +25°C case temperature.
- Other mechanical configurations are available under different model numbers.
- Eravant reserves the right to change the information presented without notice.

Caution:

- Exceeding absolute maximum ratings shown will damage the device.
- The device is static sensitive. Always follow ESD rules when working with the device.
- Any foreign objects in the waveguide will cause performance degradation and possibly damage the device.
- The case temperature of the device shall never exceed +50°C. Use a proper heatsink or fan if necessary.
- Proper torque, 8.0 ± 0.15 inch-pounds (0.90 ± 0.02 Nm), should be applied. **Eravant torque wrench, model SCH-08008-S1, is highly recommended.**



E Band Ranging Sensor Module, Dual Channel, 76.5 GHz, ± 250 MHz

The Outline of the Gunn Oscillator Regulator Model [SOR-R3](#). (Unless otherwise specified, all dimensions are in inches.)

