



## E Band Waveguide Three-Junction Circulator, 76 to 78 GHz

### Description:

**Model SNW-7637831535-12-CM** is an E band waveguide three-junction circulator that covers the frequency range of 76 to 78 GHz. The three-junction waveguide circulator is designed and manufactured to provide a low insertion loss of 1.5 dB and a high port isolation of 35 dB between designated ports. The three-junction circulator is offered for high port isolation duplexing between the transmitter and receiver. Unlike single junction circulator, the three-junction circulator offer inherent high port insertion loss from port 3 to port 1 and slightly lower isolation from port 1 to port 3 due to its unique mechanical configuration. The RF ports of the circulator are WR-12 waveguides with UG-387/U flanges.



### Features:

- Low Insertion Loss
- High Isolation
- Compact Configuration
- 3 Junctions

### Applications:

- TX/RX Duplexing
- Automotive Radar System
- Module Integration
- Port Isolation

### Electrical Specifications:

Parameter	Minimum	Typical	Maximum
Frequency	76 GHz		78 GHz
Insertion Loss* (Port 1 to Port 2 & Port 2 to Port 3)		1.5 dB	
Isolation* (Port 2 to Port 1 & Port 3 to Port 2)		35 dB	
Insertion Loss (Port 3 to Port 1)*	30 dB	35 dB	
Isolation (Port 1 to Port 3)*		25 dB	
Return Loss		18	
Forward Power Handling			3 W (CW)
Reverse Power Handling			3 W (CW)
Specification Temperature		+25 °C	
Operation Temperature	-40 °C		+85 °C

\*The values are obtained when the spare port is terminated with high performance load.

### Mechanical Specifications:

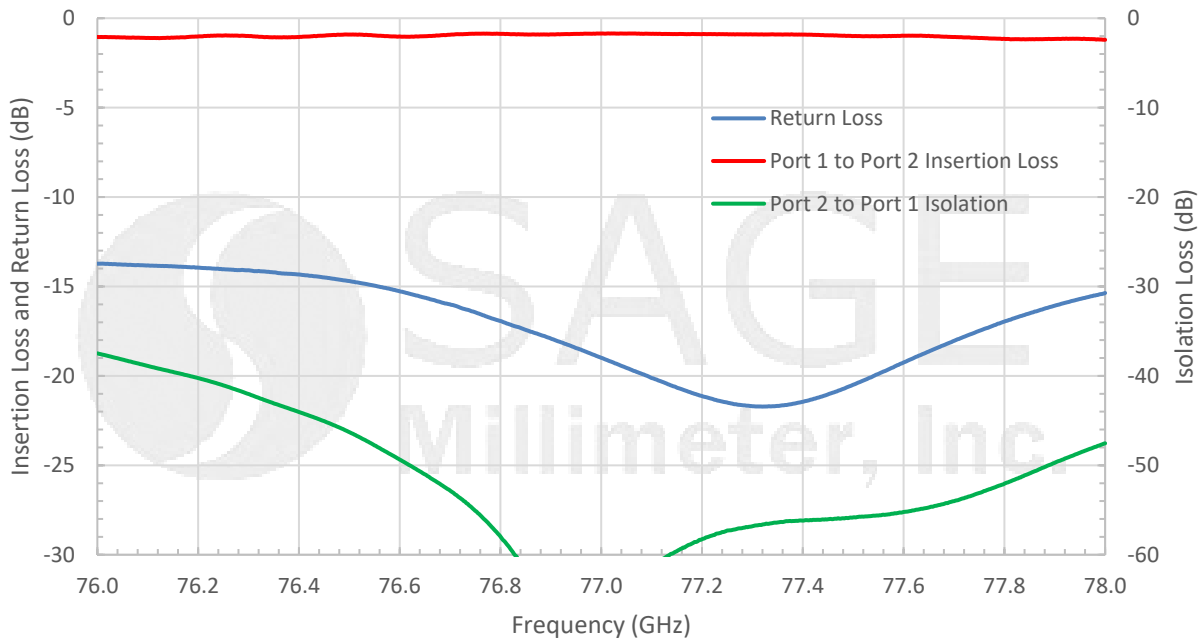
Item	Specification
RF Ports	WR-12 Waveguide with UG-387/U Flange
Body Material	Aluminum
Body Finish	Gold Plated
Cover Finish	Black Anodized
Weight	0.8 Oz
Size	1.10" (L) X 1.14" (W) X 0.98" (H)
Outline	NW-CE-3



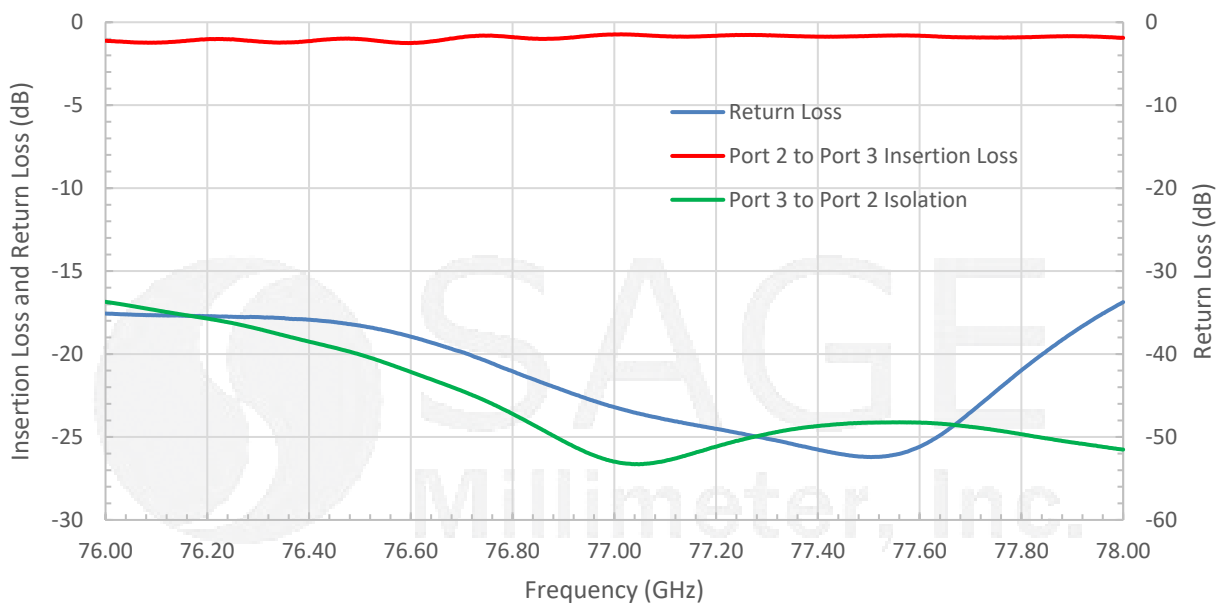


## E Band Waveguide Three-Junction Circulator, 76 to 78 GHz

### Typical Performance vs. Frequency (Port 1 to Port 2)



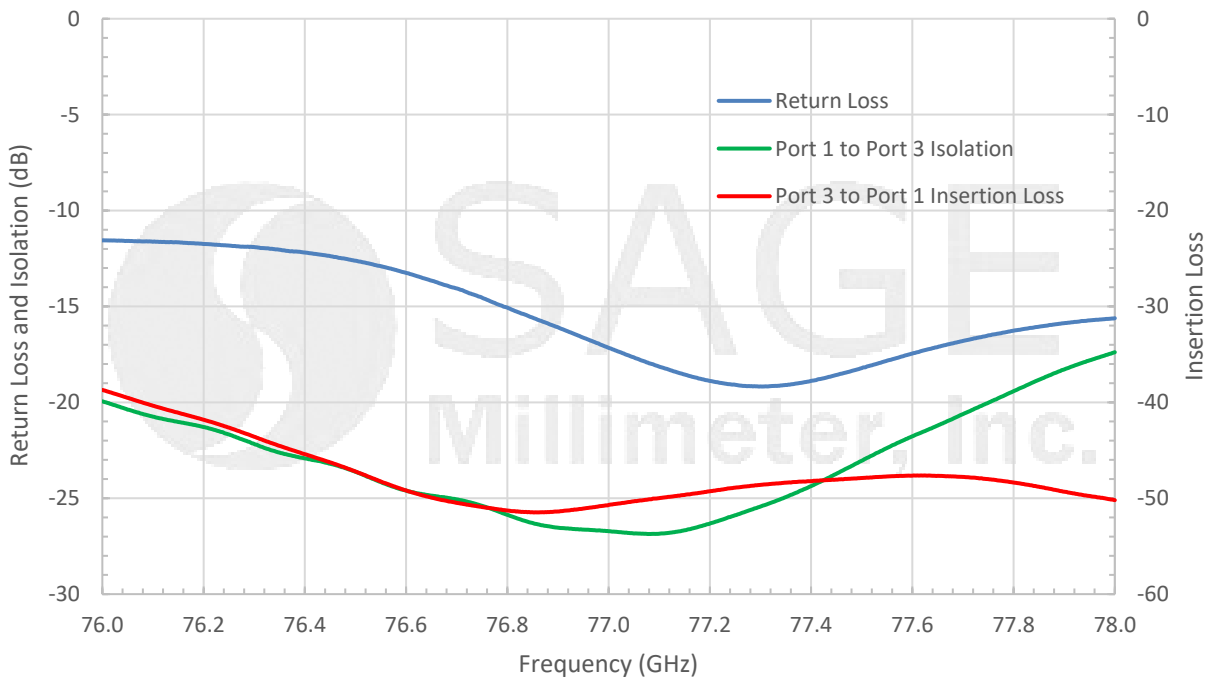
### Typical Performance vs. Frequency (Port 2 to Port 3)



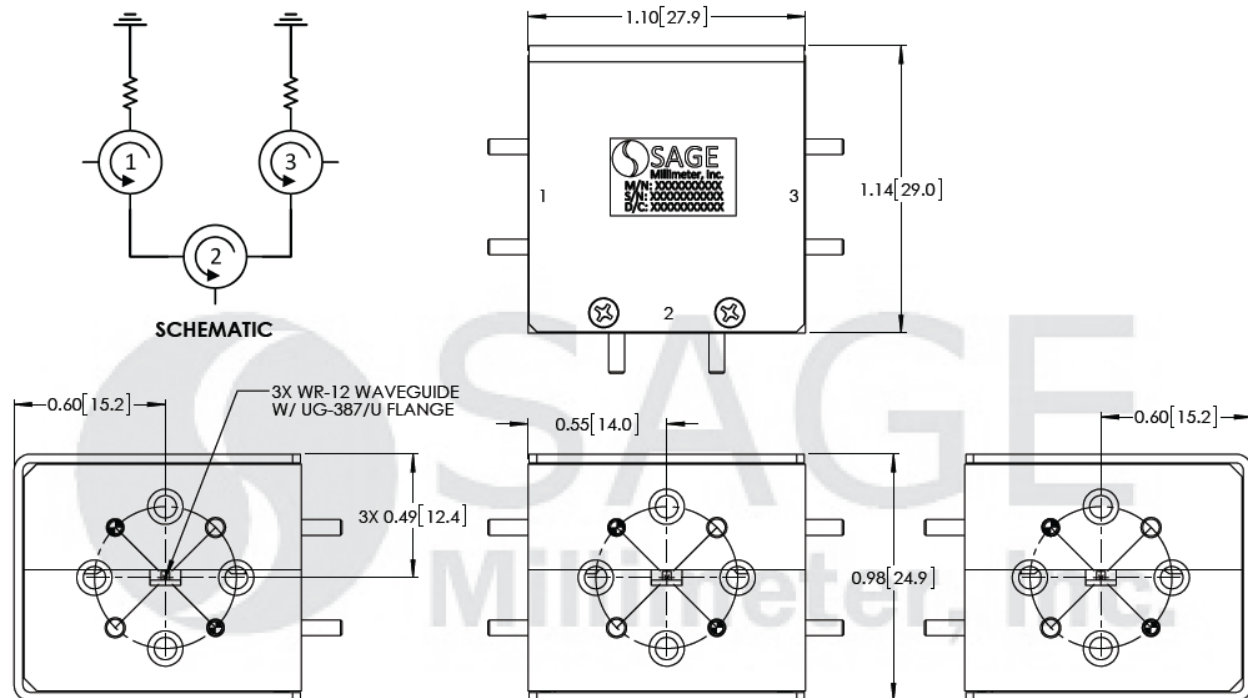


## E Band Waveguide Three-Junction Circulator, 76 to 78 GHz

### Typical Performance vs. Frequency (Port 3 to Port 1)



### Mechanical Outline: (Unless otherwise specified, all dimensions are in inches [millimeters])



www.eravant.com | 501 Amapola Avenue, Torrance, CA 90501  
 Phone: 424-757-0168 | Fax: 424-757-0188 | Email: support@eravant.com



## E Band Waveguide Three-Junction Circulator, 76 to 78 GHz

### Note:

- All data presented is collected from a sample lot. Actual data may vary unit to unit slightly.
- All testing was performed under +25 °C case temperature.
- Eravant reserves the right to change the information presented without notice.

### Caution:

- Exceeding absolute maximum ratings will damage the device.
- This device is magnetic sensitive. Keep the device at least 6" away from magnetic fields.
- Any foreign objects in the waveguide will degrade the performance and/or damage the device.

