

SFD-144224-103-05SF-N1

G-Band Amplitude Detector, Small Signal, Negative

SFD-144224-103-05SF-N1 is a G Band amplitude detector that can be used for full or narrow band applications. The detector is zero biased and intended for small signal detection purposes. With a distinct circuitry design and careful diode selection, the detector exhibits high sensitivity and extremely flat output characteristics across the full waveguide operating bandwidth. The detector is designed to have a 10 MHz video bandwidth and a 1 MΩ video output impedance.



Electrical Specifications:

Parameter	Minimum	Typical	Maximum
Frequency	140 GHz		220 GHz
Sensitivity*		200 mV/mW	
Sensitivity Flatness		±2.0 dB	
RF Input Power		-20 dBm	
RF Power Handling			+17 dBm
Video Bandwidth**		10 MHz	
Detection Speed, Rise Time (50 Ohm Load)		10 ns	
Output Voltage Polarity		Negative	
Specification Temperature		+25 °C	
Operating Temperature	-40 °C		+85 °C

*Note: The sensitivity is for the input signal level -20 dBm or below.

** Note: The video bandwidth can extend up to 10 GHz.

Mechanical Specifications:

Item	Specification
RF Port	WR-05 Waveguide with UG-387/U-M Anti-Cocking Flange
DC Port	SMA (F)
Case Material	Aluminum
Finish	Gold Plated
Weight	0.6 Oz
Outline	FD-G1-103-A

ECCN

EAR99

FEATURES

- Full Waveguide Band Operation
- High Sensitivity Without Tuning
- High Sensitivity Stability Over Broad Temperature Range

APPLICATIONS

- Radar Systems
- Communication Systems
- Test Instrumentations

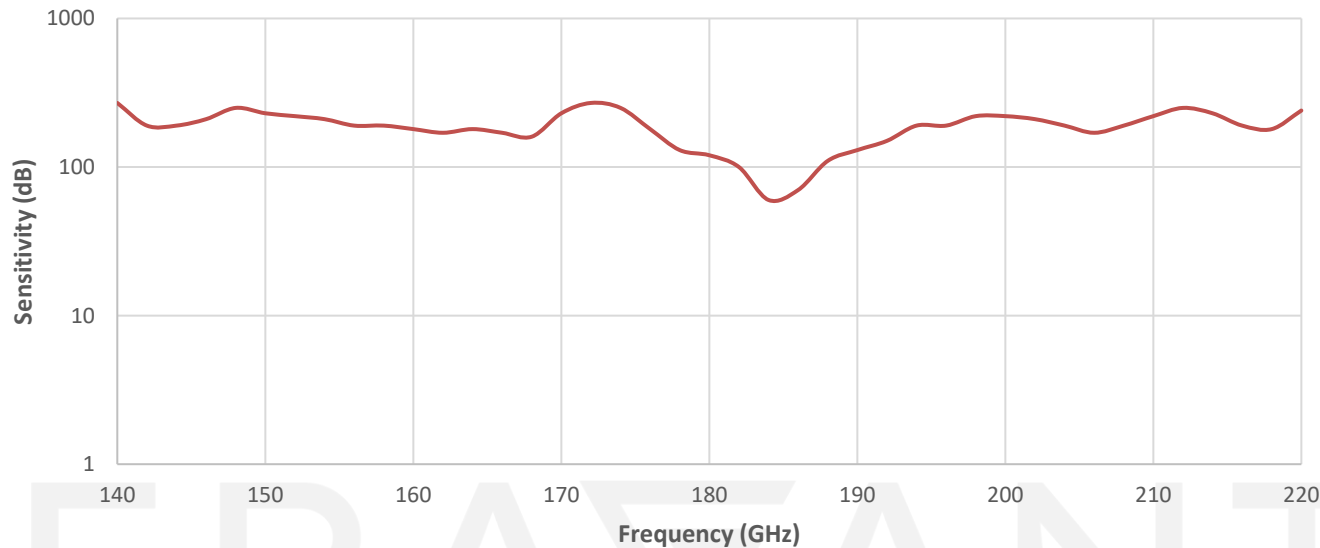
SUPPLEMENTAL DETAILS



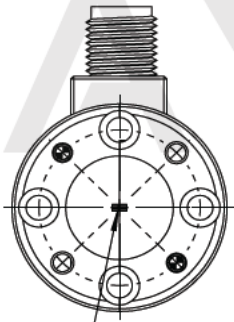
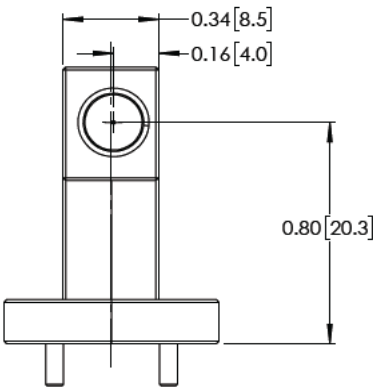
SFD-144224-103-05SF-N1

Typical Sensitivity vs. Frequency

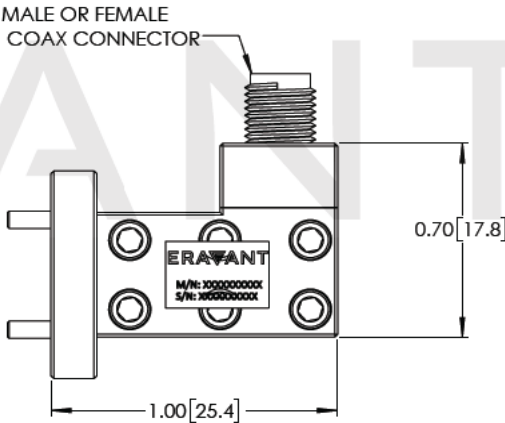
$P_{in} = -20 \text{ dBm}$



Mechanical Outline: (Unless otherwise specified, all dimensions are in inches [millimeters])



WR-05 WAVEGUIDE
W/ UG-387/U-M ANTI-COCKING FLANGE



NOTE:

- All data presented is collected from a sample lot. Actual data may vary unit to unit.
- All testing was performed under +25°C case temperature.
- The positive output voltage polarity is offered under the model number SFD-144224-103-05SF-P1.
- The amplitude detector is a small signal detector. The sensitivity shown is for RF signal -20 dBm or lower.
- Eravant reserves the right to change the information presented without notice.

CAUTION:

- Exceeding absolute maximum ratings will damage the device.
- The device is static sensitive. Always follow ESD rules when working with the device.
- Any foreign objects in the waveguide will cause performance degradation and can possibly damage the device.
- For 1.35 mm, 1.85 mm, 2.4 mm, 2.92 mm, and SMA connectors proper torque should be applied: 8.0 ± 0.15 inch-pounds (0.90 ± 0.02 Nm). Torque wrench model SCH-08008-S1 is highly recommended

ERAVANT
MAKING MILLIMETERWAVE ACCESSIBLE

ERAVANT
MAKING MILLIMETERWAVE ACCESSIBLE