



## 4-Way Coaxial Power Splitter, 5 to 26.5 GHz

### Description:

Model SCS-0532732815-SFSF-42 is a coaxial 4-way power splitter with a typical insertion loss of 2.8 dB at each output port and a typical isolation of 15 dB across the frequency range of 5 to 26.5 GHz. The power splitter has a nominal power handling of 20 W (CW) and a typical amplitude unbalance of  $\pm 0.6$  dB. The return loss for all ports is 10 dB typical. The RF connectors of the power splitter are female SMA connectors.



### Features:

- Low Insertion Loss
- High Isolation
- Compact Package

### Applications:

- Test Lab
- Sub-assemblies
- Test Instrumentation

### Electrical Specifications:

Parameter	Minimum	Typical	Maximum
Frequency Range	5 GHz		26.5 GHz
Insertion Loss*		2.8 dB	
Amplitude Unbalance		$\pm 0.6$ dB	
Phase Unbalance		$\pm 8.0^\circ$	
Port Isolation		15 dB	
Return Loss		10 dB	
Forward Power Handling			20 W (CW)
Impedance		50 Ohms	
Specification Temperature		+25 °C	
Operating Temperature	-35 °C		+80 °C

\*Note: The insertion loss is circuit loss, which does not include the power dividing loss.

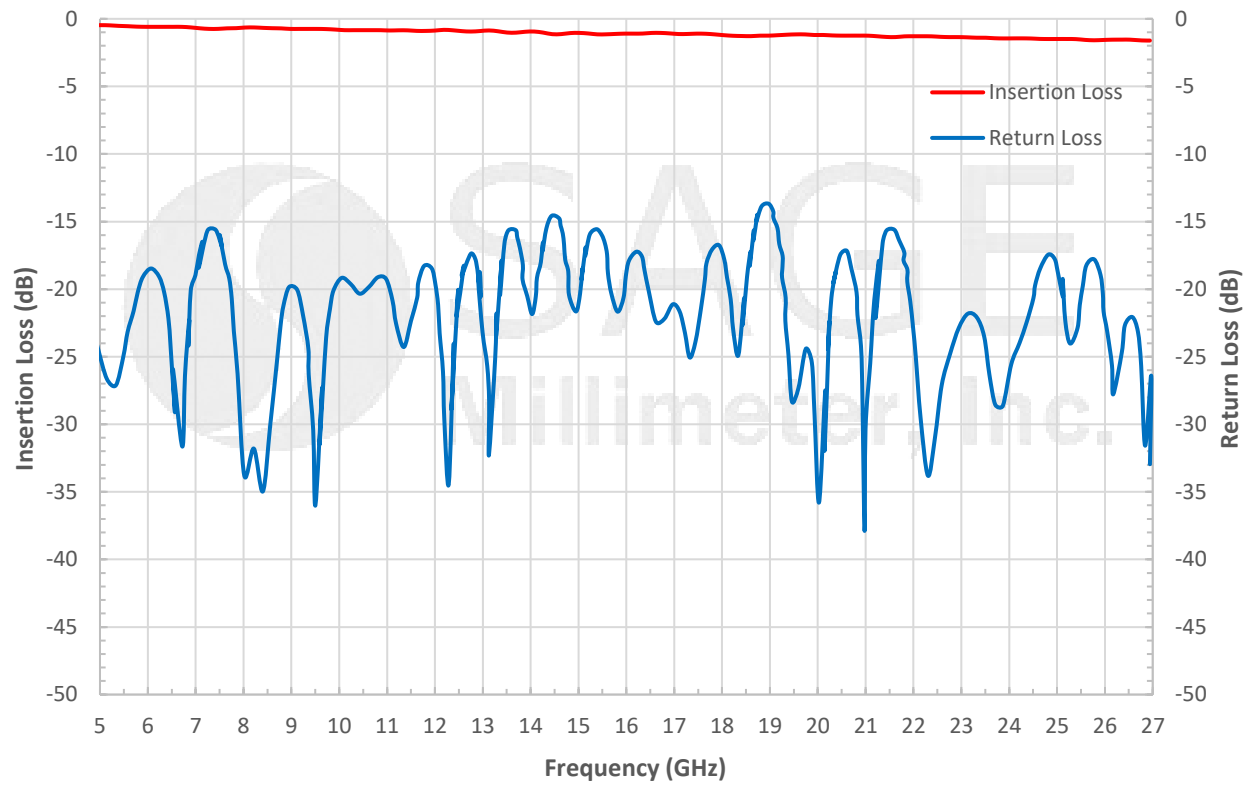
### Mechanical Specifications:

Item	Parameter
RF Connectors	SMA (F)
Case Material	Aluminum
Finish	Black Paint
Size	2.87" (L) x 2.32" (W) x 0.39" (H)
Outline	CS-K4-SR1

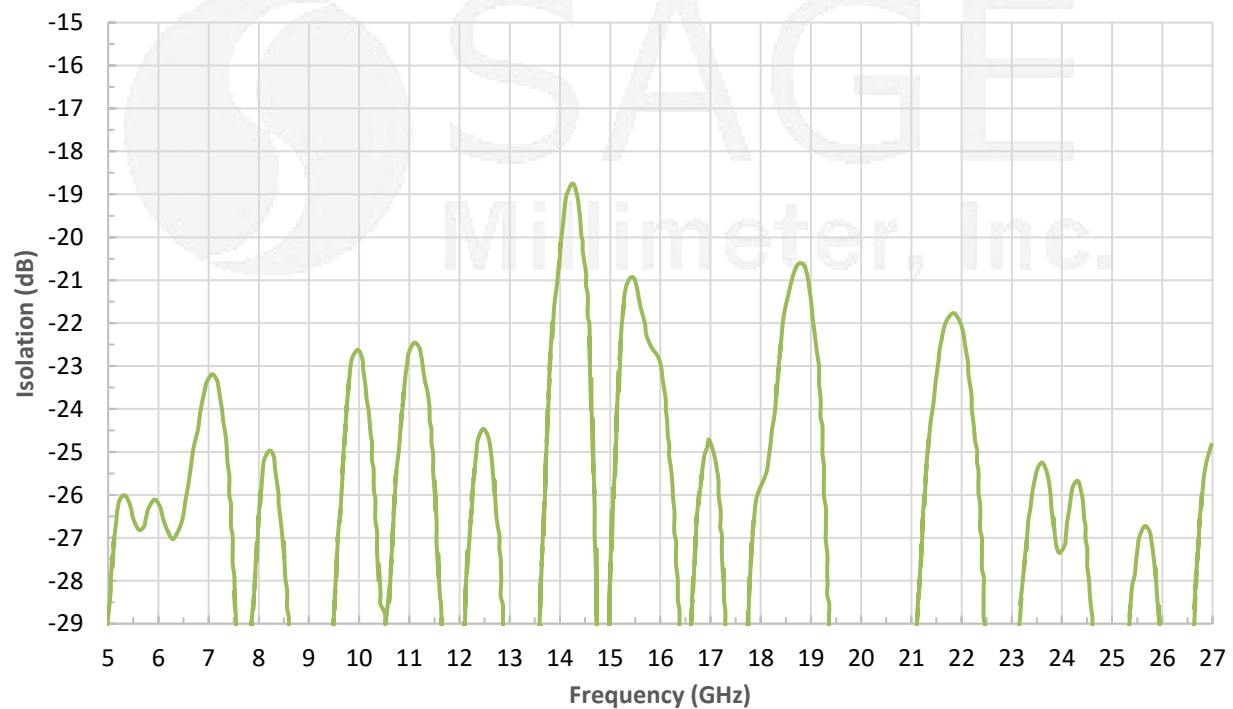


## 4-Way Coaxial Power Splitter, 5 to 26.5 GHz

### Typical Performance vs. Frequency



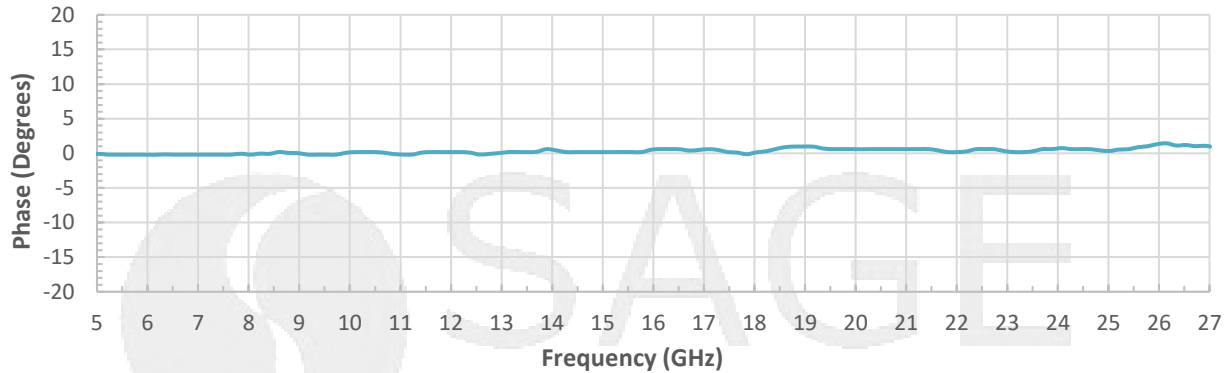
### Typical Isolation vs. Frequency



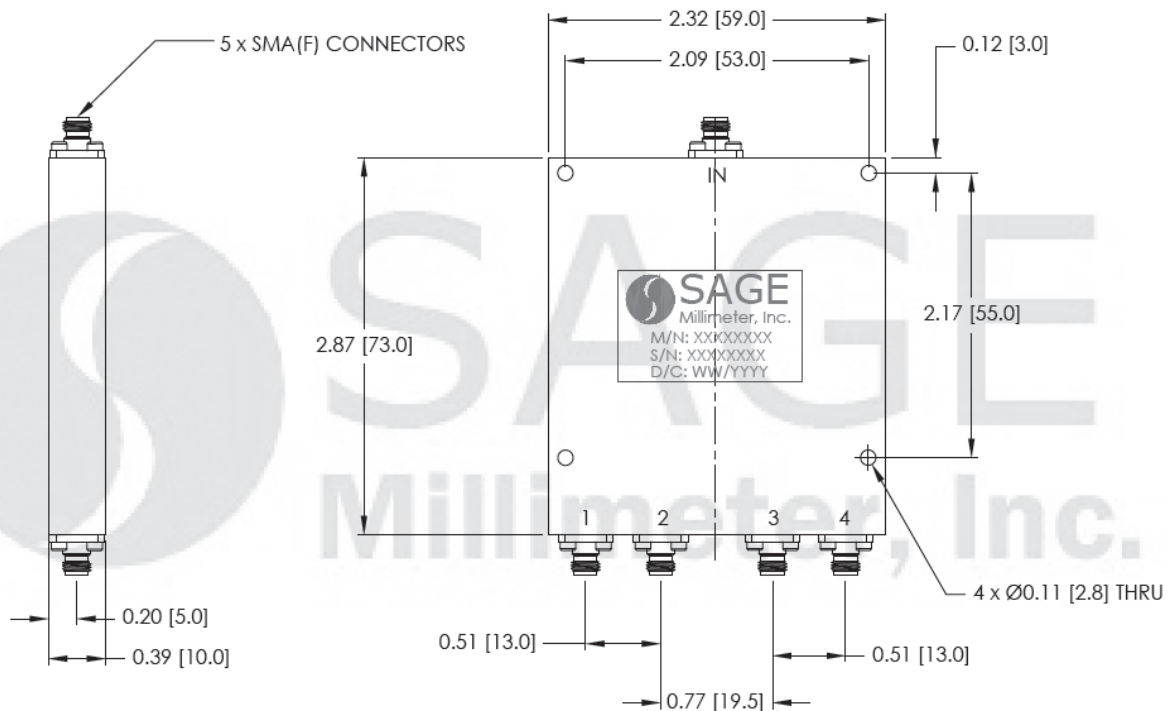
www.sagemillimeter.com | 3043 Kashiwa Street, Torrance, CA 90505  
Phone: 424-757-0168 | Fax: 424-757-0188 | Email: sales@sagemillimeter.com

## 4-Way Coaxial Power Splitter, 5 to 26.5 GHz

### Typical Phase Unbalance vs. Frequency



**Mechanical Outline:** (Unless otherwise specified, all dimensions are in inches [millimeters])



**Note:**

- All data presented is collected from a sample lot. Actual data may vary unit to unit, slightly.
- All testing was performed under +25 °C case temperature.
- SAGE Millimeter, Inc. reserves the right to change the information presented without notice.

**Caution:**

- Exceeding absolute maximum ratings of the switch will damage the device.
- Proper torque, 8.0 ± 0.15 inch-pounds (0.90 ± 0.02 Nm), should be applied. **SAGE Millimeter torque wrench, model SCH-08008-S1, is highly recommended.**

www.sagemillimeter.com | 3043 Kashiwa Street, Torrance, CA 90505  
 Phone: 424-757-0168 | Fax: 424-757-0188 | Email: sales@sagemillimeter.com