



## 2-Way Coaxial Power Splitter, 1 to 27 GHz

### Description:

**Model SCS-0132732616-SFSF-22** is a coaxial 2-way power splitter with a typical insertion loss of 2.6 dB at each output port and a typical isolation of 16 dB across the frequency range of 1 to 27 GHz. The power splitter has a nominal power handling of 20 W (CW) and a typical amplitude unbalance of  $\pm 0.4$  dB. The return loss for all ports is 12 dB typical. The RF connectors of the power splitter are female SMA connectors.



### Features:

- Low Insertion Loss
- High Isolation
- Compact Package

### Applications:

- Test Lab
- Sub-assemblies
- Test Instrumentation

### Electrical Specifications:

Parameter	Minimum	Typical	Maximum
Frequency Range	1 GHz		27 GHz
Insertion Loss*		2.6 dB	
Amplitude Unbalance		$\pm 0.4$ dB	
Phase Unbalance		$\pm 5.0^\circ$	
Port Isolation		16 dB	
Return Loss		12 dB	
Forward Power Handling			20 W (CW)
Impedance		50 Ohms	
Specification Temperature		+25 °C	
Operating Temperature	-35 °C		+80 °C

\*Note: The insertion loss is circuit loss, which does not include the power dividing loss.

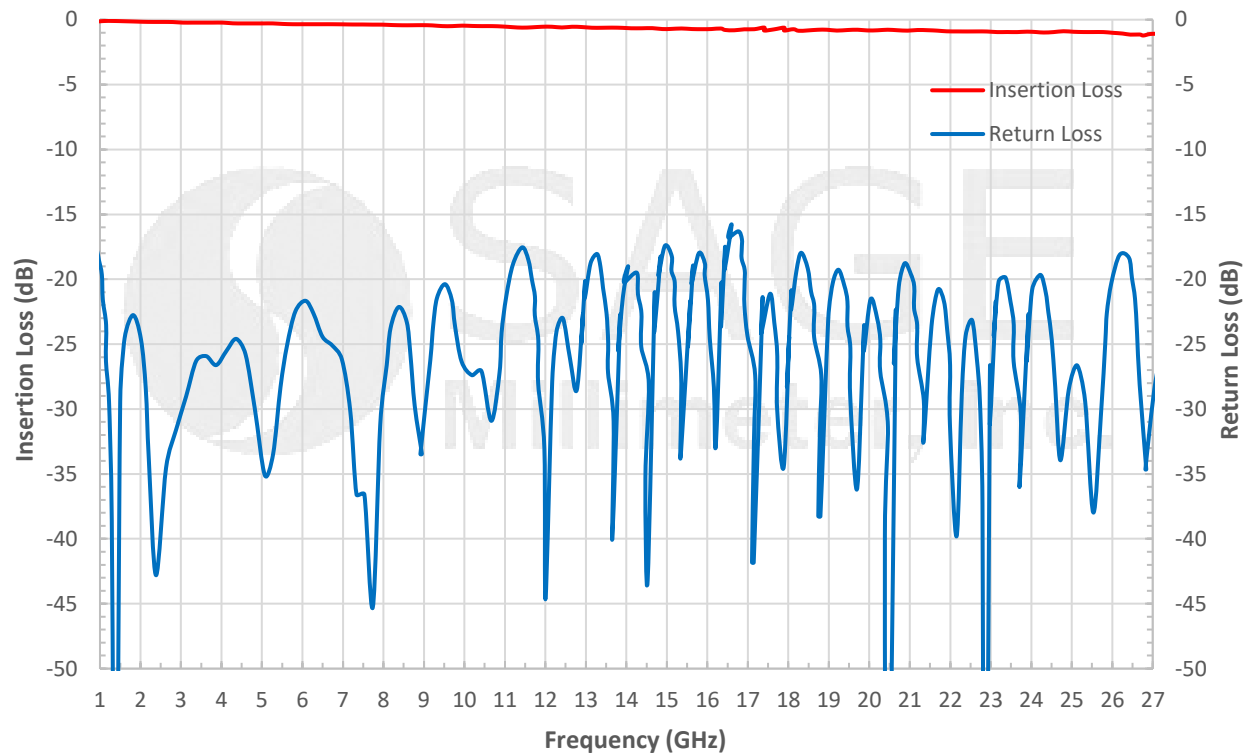
### Mechanical Specifications:

Item	Parameter
RF Connectors	SMA (F)
Case Material	Aluminum
Finish	Black Paint
Size	5.88" (L) x 1.04" (W) x 0.50" (H)
Outline	CS-K2-SR1

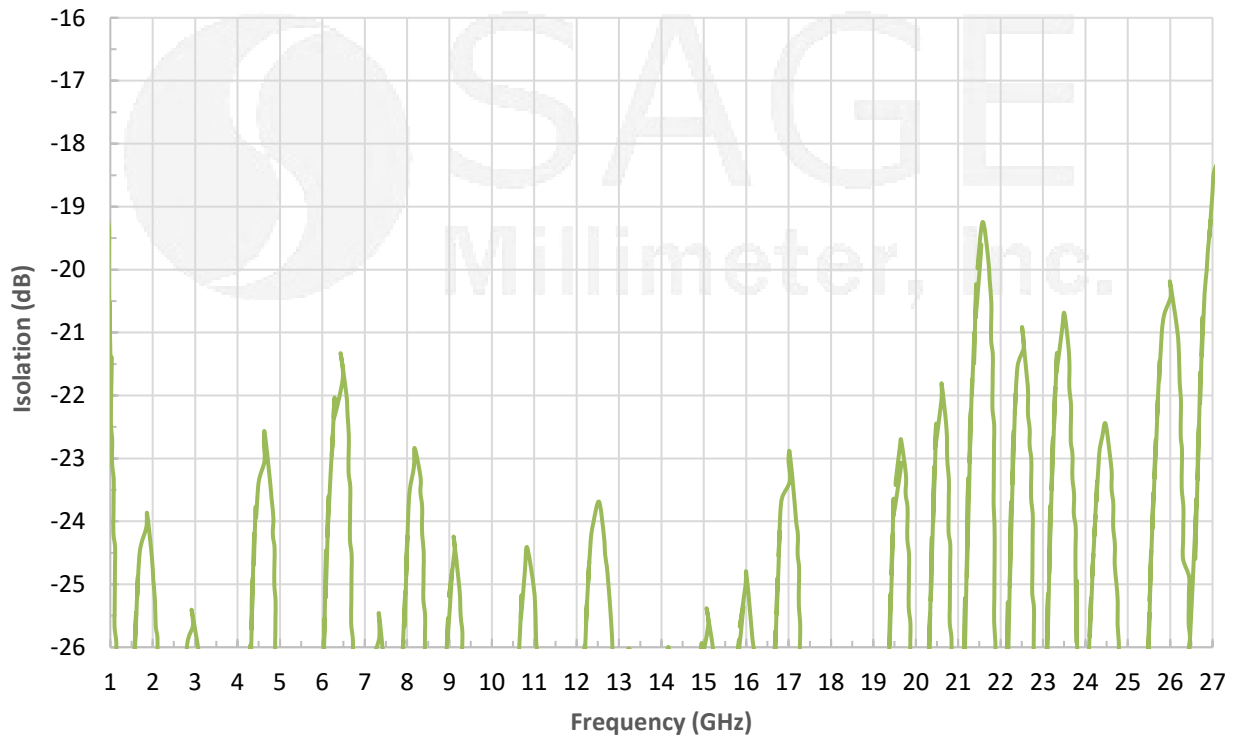


## 2-Way Coaxial Power Splitter, 1 to 27 GHz

### Typical Performance vs. Frequency



### Typical Isolation vs. Frequency

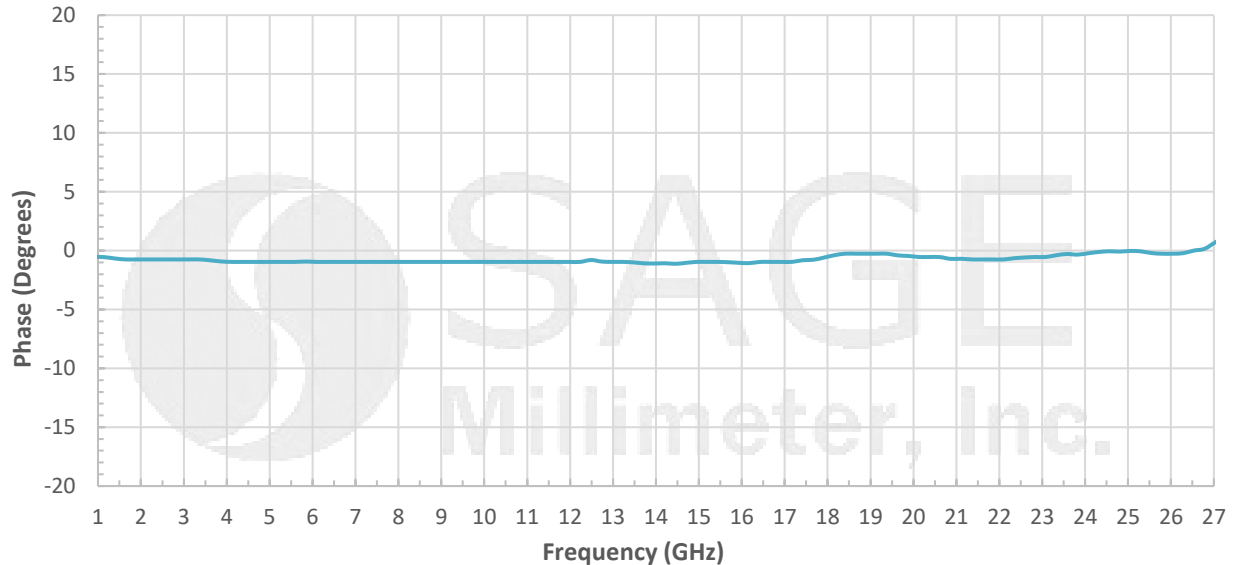


www.sagemillimeter.com | 3043 Kashiwa Street, Torrance, CA 90505  
Phone: 424-757-0168 | Fax: 424-757-0188 | Email: sales@sagemillimeter.com

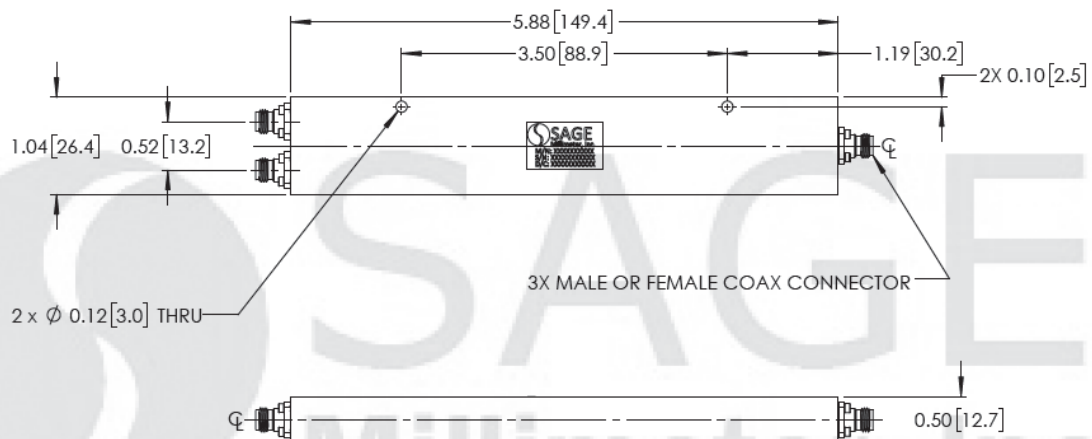


## 2-Way Coaxial Power Splitter, 1 to 27 GHz

### Typical Phase Unbalance vs. Frequency



### Mechanical Outline: (Unless otherwise specified, all dimensions are in inches [millimeters])



### Note:

- All data presented is collected from a sample lot. Actual data may vary unit to unit, slightly.
- All testing was performed under +25 °C case temperature.
- SAGE Millimeter, Inc. reserves the right to change the information presented without notice.

### Caution:

- Exceeding absolute maximum ratings of the switch will damage the device.
- Proper torque,  $8.0 \pm 0.15$  inch-pounds ( $0.90 \pm 0.02$  Nm), should be applied. **SAGE Millimeter torque wrench, model SCH-08008-S1, is highly recommended.**

www.sagemillimeter.com | 3043 Kashiwa Street, Torrance, CA 90505  
 Phone: 424-757-0168 | Fax: 424-757-0188 | Email: sales@sagemillimeter.com