

SBP-7531145027-1010-EP

W-Band Power Amplifier, 75 to 110 GHz, 50 dB Gain, +27 dBm P_{sat}

SBP-7531145027-1010-EP is a W-band GaN power amplifier with a typical small signal gain of 50 dB and a typical P_{sat} of +27 dBm across the frequency range of 75 to 110 GHz. The DC power requirement for the amplifier is +15 V_{DC}/1.2 A. The mechanical configurations is an inline structure with WR-10 waveguides and UG-387/U-M anti-cocking flanges. Power amplifier module comes with heatsink and fan assembled with the unit.



Electrical Specifications:

Parameter	Minimum	Typical	Maximum
Frequency	75 GHz		110 GHz
Small Signal Gain		50 dB	
Power Gain		35 dB	
P _{sat}		+27 dBm	
P _{in}			+5 dBm
Input Return Loss		7 dB	
Output Return Loss without Damage		5 dB	
DC Supply Voltage (VDD)	+14 V _{DC}	+15 V _{DC}	+20 V _{DC}
DC Supply Current		1.2 A	
Supply Voltage to Fan		+12 V _{DC} /0.6 A	
Specification Temperature		+25 °C	
Operating Temperature	0 °C		+50 °C

Mechanical Specifications:

Item	Specification
Input	WR-10 Waveguide with UG-387/U-M Anti-Coking Flange
Output	WR-10 Waveguide with UG-387/U-M Anti-Coking Flange
Power Supply	Solder Pin
Case Material	Aluminum
Finish	Gold Plated
Size	3.15" (L) X 2.99" (W) X 3.69" (H)
Outline	BP-HW-H1

ECCN

3A001.b.4

FEATURES

- Class AB GaN Technique
- Broadband Performance
- High Gain
- High Output Power
- Forced Air Cooling
- In-line Port Configuration

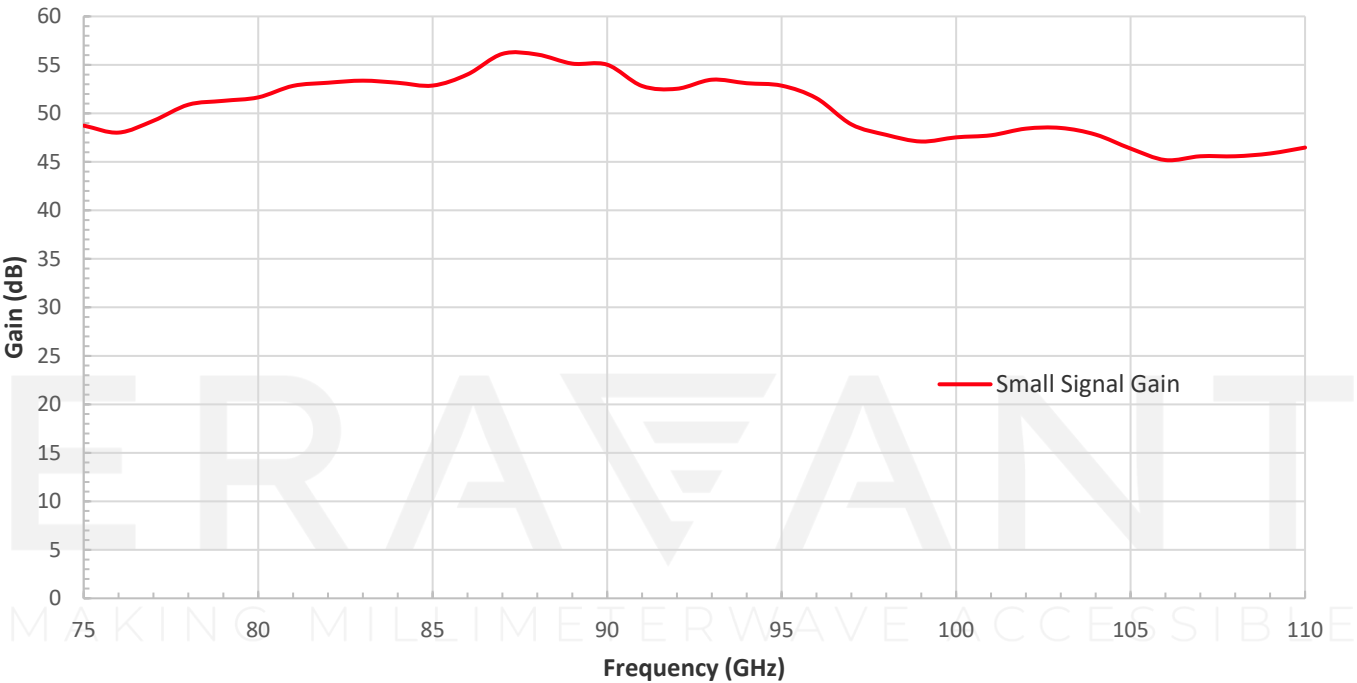
APPLICATIONS

- Radar Systems
- Communication Systems
- Test Equipment

SUPPLEMENTAL DETAILS

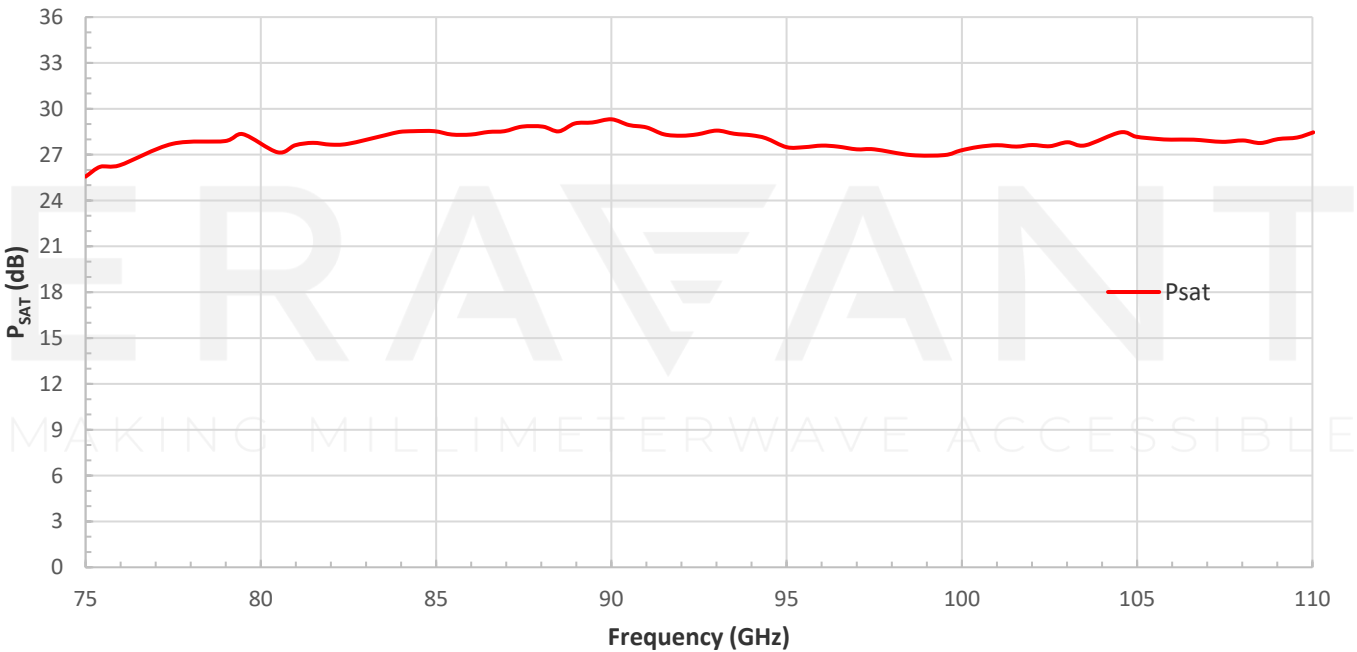


Typical Gain vs. Frequency



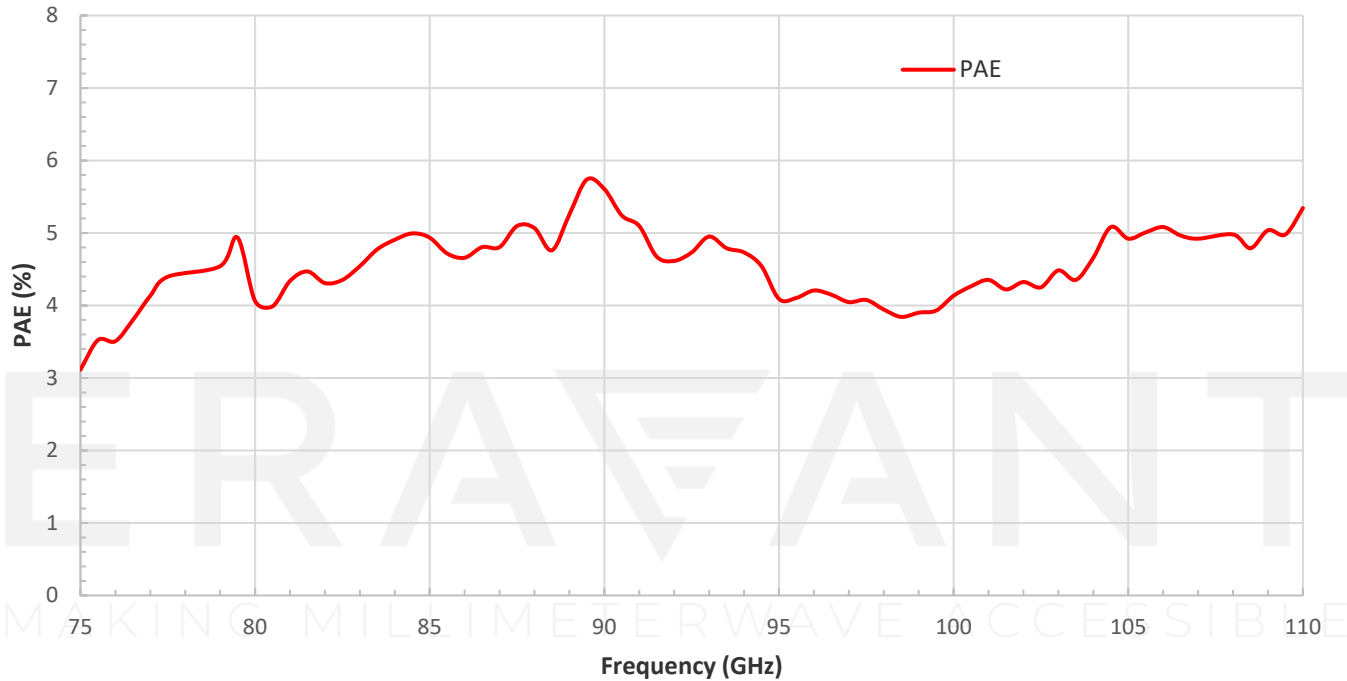
Typical P_{SAT} vs. Frequency

Bias: +15 V_{DC}/ 1200 mA

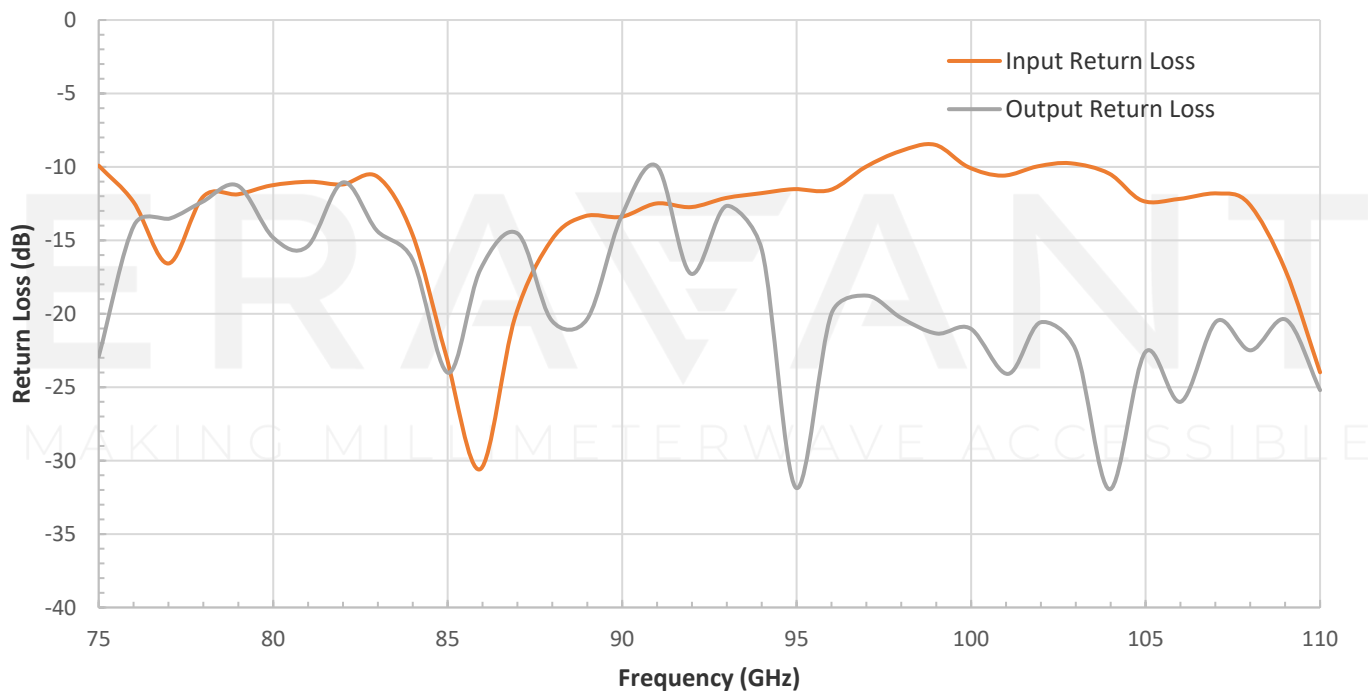


Typical PAE vs. Frequency

Bias: +15 V_{DC}/ 1200 mA

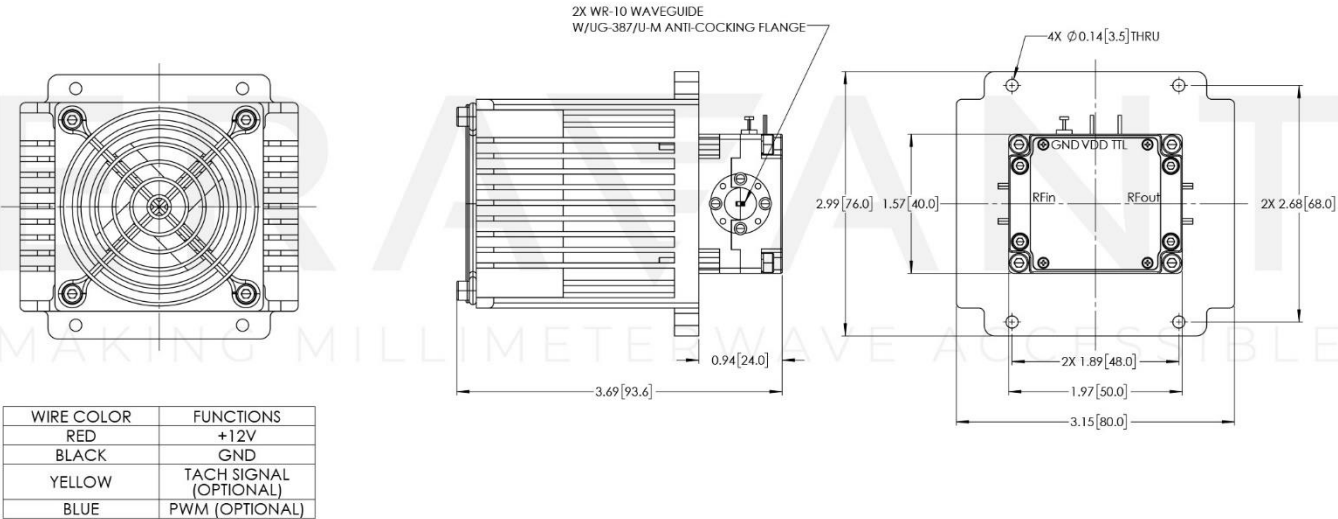


Typical Return Loss vs. Frequency



SBP-7531145027-1010-EP

Mechanical Outline: (Unless otherwise specified, all dimensions are in inches [millimeters])



NOTE:

- All data presented is collected from a sample lot. Actual data may vary unit to unit.
- All testing was performed under +25 °C case temperature.
- Other mechanical configurations are available under different model numbers.
- Eravant reserves the right to change the information presented without notice.

CAUTION:

- Exceeding absolute maximum ratings shown will damage the device.
- Do not block the air inlets and outlets.
- The device is static sensitive. Always follow ESD rules when working with the device.
- Do not plug or unplug any connectors when amplifier is activated. All connectors must be connected/disconnected when amplifier is off.
- The case temperature of the device shall never exceed +50 °C. Use proper heatsink or fan if necessary
- Any foreign objects in the waveguide will degrade performance and/or damage the device.