

SBP-5836233128-VFVF-H1-HR

58 to 62 GHz, Power Amplifier, 31 dB Gain, +29 dBm P_{sat}

SBP-5836233128-VFVF-H1-HR is a power amplifier with a typical small signal gain of 31 dB and a nominal P_{sat} of +29 dBm across the frequency range of 58 to 62 GHz. The DC power requirement for the amplifier is +8 V_{DC}/ 6.5 A. The mechanical configuration offers an in-line structure with V female connectors. Other port configurations, such as WR-19 UniGuide™ for either the input or output port, are also available under different model numbers. A heat sink is included for cooling.



Electrical Specifications:

Parameter	Minimum	Typical	Maximum
Frequency Range	58 GHz		62 GHz
Small Signal Gain		31 dB	
P _{1dB}		+28 dBm	
P _{Sat}		+29 dBm	
P _{In} (Damage)			+22 dBm
Input Return Loss		10 dB	
Output Return Loss		8 dB	
DC Voltage		+8 V _{DC}	+12 V _{DC}
DC Supply Current (Saturated)		6.5 A	
Fan DC Voltage		+12 V _{DC}	
Specification Temperature		+25°C	
Operating Temperature	0°C		+50°C

Mechanical Specifications:

Item	Specification
Input/Output Ports	1.85 mm (F)
Bias	Solder Pin
Case Material	Aluminum
Finish	Gold Plated, Black Anodize
Fan Connector	2 wire leads
Degree of Protection	IP40
Outline	BP-SC-2-SR-H95

ECCN

3A001.b.4

FEATURES

- Forced Air Cooling
- In-line Port Configuration
- High Output Power

APPLICATIONS

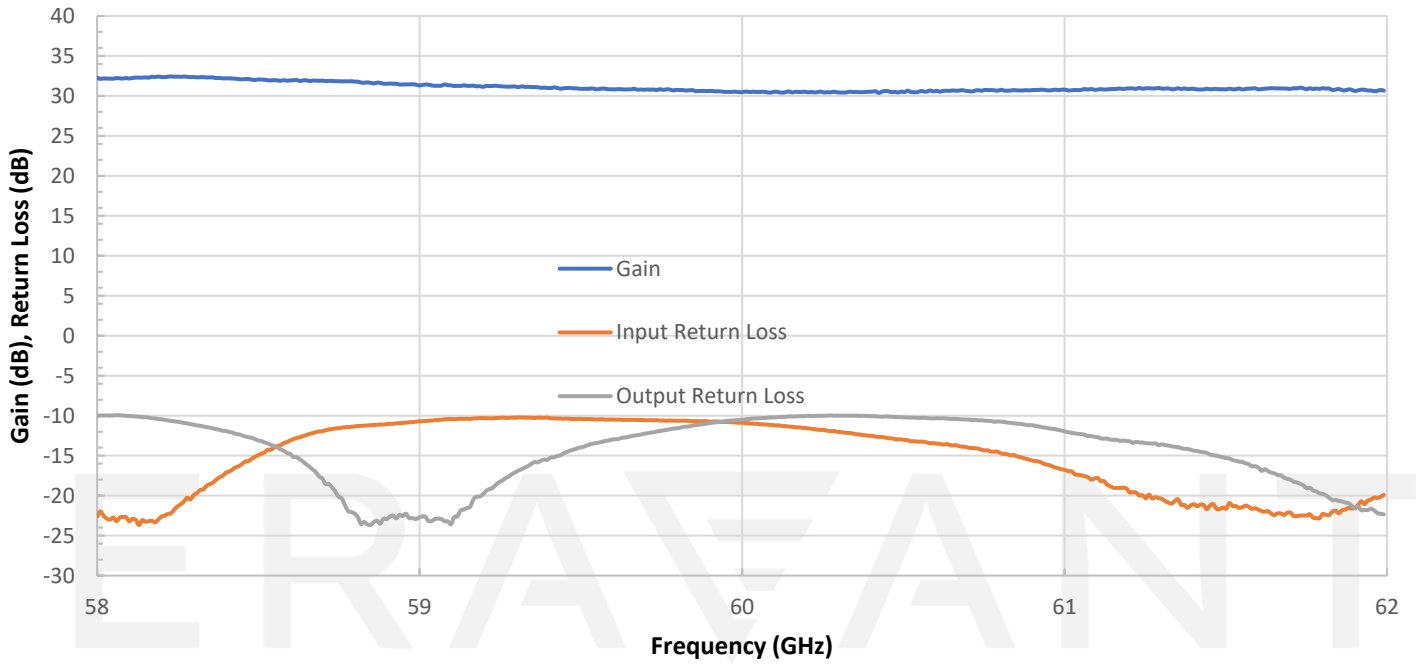
- Communications Systems
- Test Equipment
- Radar Systems
- SATCOM

SUPPLEMENTAL DETAILS

SBP-5836233128-VFVF-H1-HR

Gain and Return Loss vs. Frequency

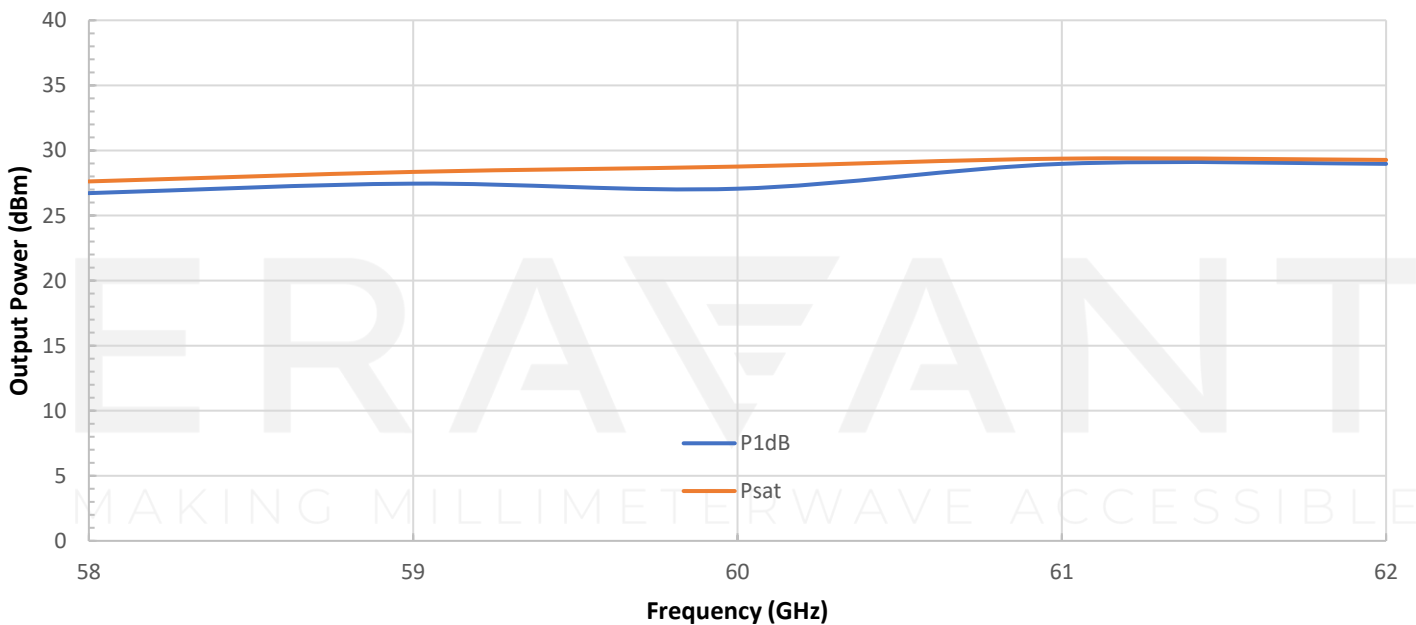
Bias: +8 V_{DC}/2,735 mA



Output Power vs. Frequency

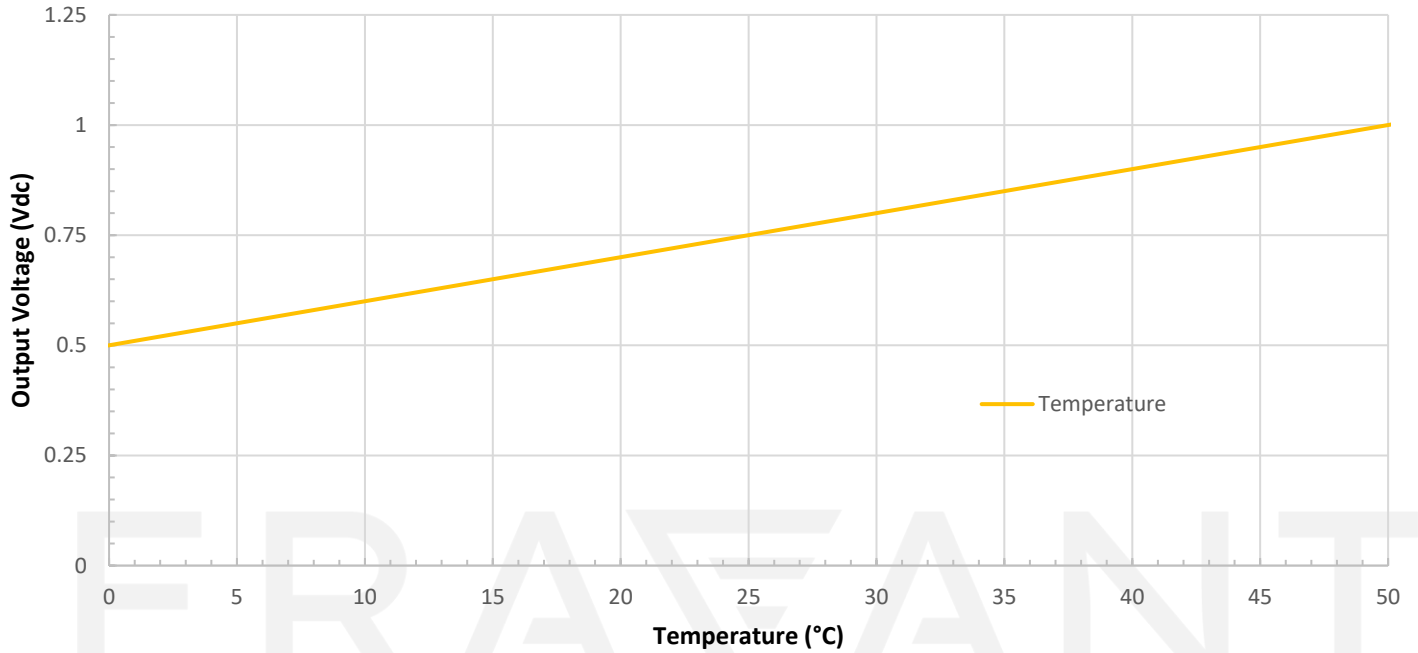
Bias: +8 V_{DC}/2,860 mA

RFsat: +8 Vdc/ 6,500 mA



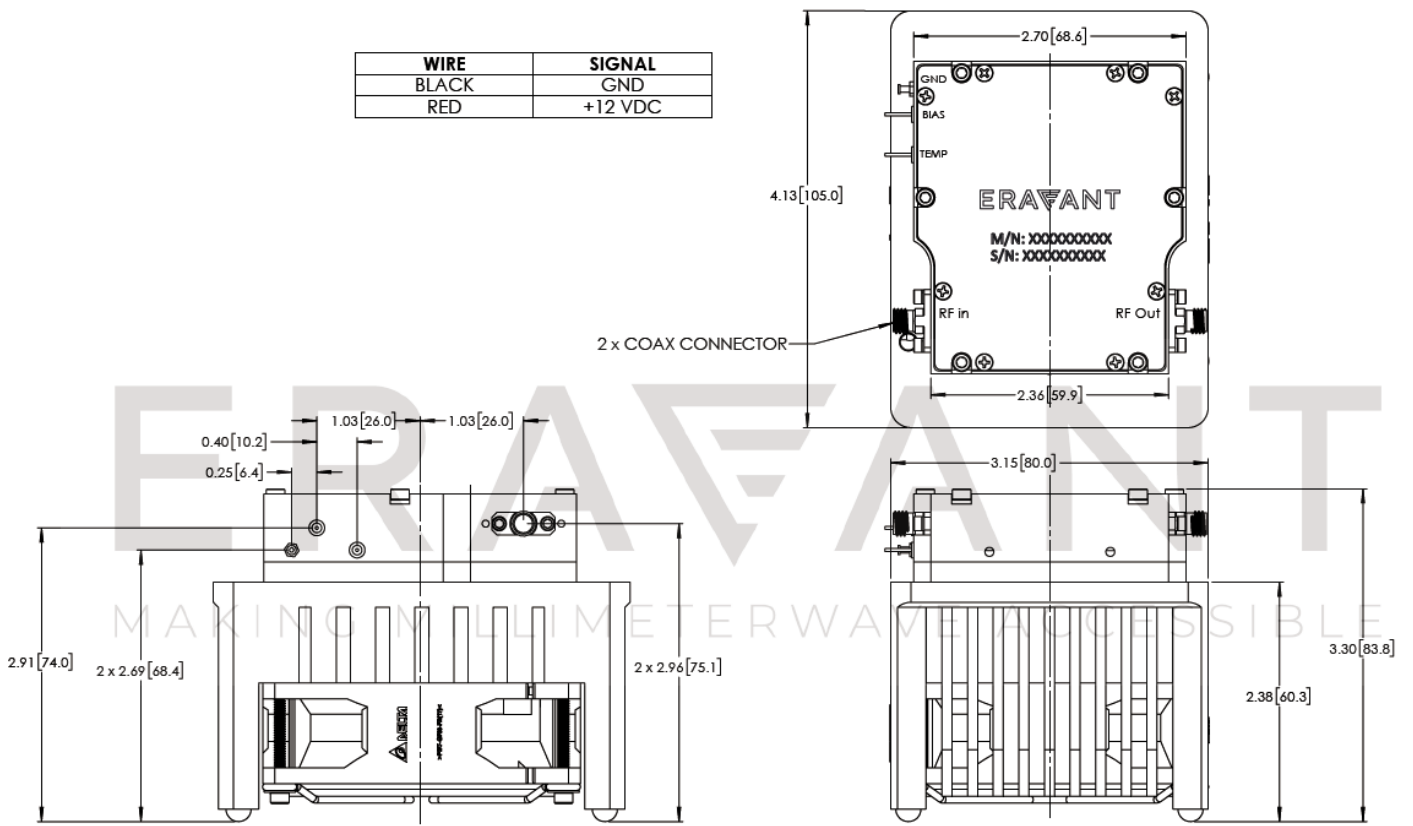
SBP-5836233128-VFVF-H1-HR

Temperature vs Temp Sensor Output Voltage



Mechanical Outline: (Unless otherwise specified, all dimensions are in inches [millimeters])

WIRE	SIGNAL
BLACK	GND
RED	+12 VDC



NOTE:

- All data presented is collected from a sample lot. Actual data may vary unit to unit.
- Other mechanical configurations with other frequency bands are available under different model numbers.
- Eravant reserves the right to change the information presented without notice.

CAUTION:

- Exceeding absolute maximum ratings shown will damage the device.
- The device is static sensitive. Always follow ESD rules when working with the device.
- The case temperature of the device shall never exceed +50°C.
- Any foreign objects in the waveguide will cause performance degradation and possible device damage.

ERAVANT
MAKING MILLIMETERWAVE ACCESSIBLE

ERAVANT
MAKING MILLIMETERWAVE ACCESSIBLE