



E-Band Power Amplifier, 55 to 90 GHz, 25 dB Gain, +16 dBm P_{1dB}

Description:

Model SBP-5539032516-1212-E1 is an ultra broadband power amplifier with a typical small signal gain of 25 dB and P_{1dB} of +16 dBm in the frequency range of 55 to 90 GHz. The saturated output power of the amplifier is +20 dBm. The DC power requirement for the amplifier is +8 V_{DC}/600 mA. The mechanical configuration offers an inline structure with WR-12 waveguides and UG-387/U anti-cocking flanges. Other port configurations, such as with 1 mm connectors or the right angle structure with WR-12 waveguides, are also available under different model numbers.



Features:

- Broadband Performance
- Moderate Noise Figure
- Moderate Output Power

Applications:

- Radar Systems
- Communication Systems
- Test Equipment

Electrical Specifications:

Parameter	Minimum	Typical	Maximum
Frequency	55 GHz		90 GHz
Gain		25 dB	
P _{1dB}		+16 dBm	
P _{sat}		+20 dBm	
P _{in}			+10 dBm
Input Return Loss		10 dB	
Output Return Loss		10 dB	
DC Voltage	+6 V _{DC}	+8 V _{DC}	+15 V _{DC}
DC Supply Current		600 mA	
Specification Temperature		+25 °C	
Operating Temperature	0 °C		+50 °C

Mechanical Specifications:

Item	Specification
Input Port	WR-12 Waveguide with UG-387/U Anti-Cocking Flange
Output Port	WR-12 Waveguide with UG-387/U Anti-Cocking Flange
Bias	Solder Pin
Case Material	Aluminum
Finish	Gold Plated
Weight	1.6 Oz
Size	1.10" (W) X 1.50" (L) X 0.75" (H)
Outline	BG-SE-2-A

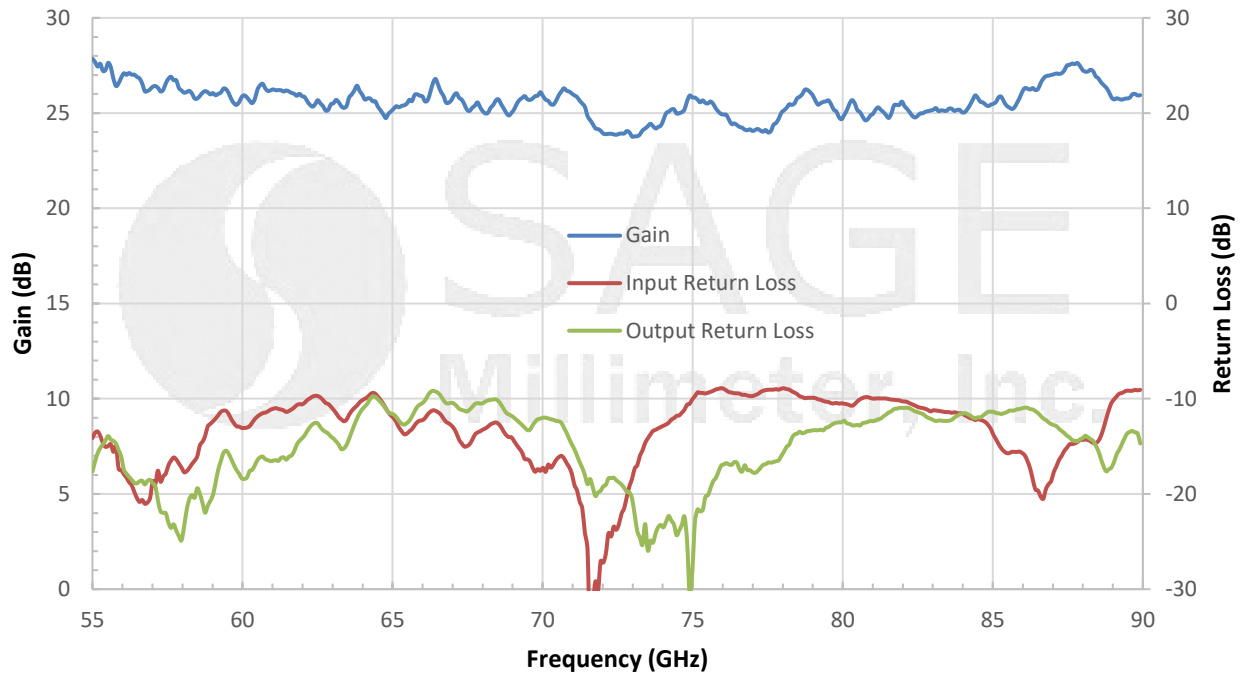




E-Band Power Amplifier, 55 to 90 GHz, 25 dB Gain, +16 dBm P_{1dB}

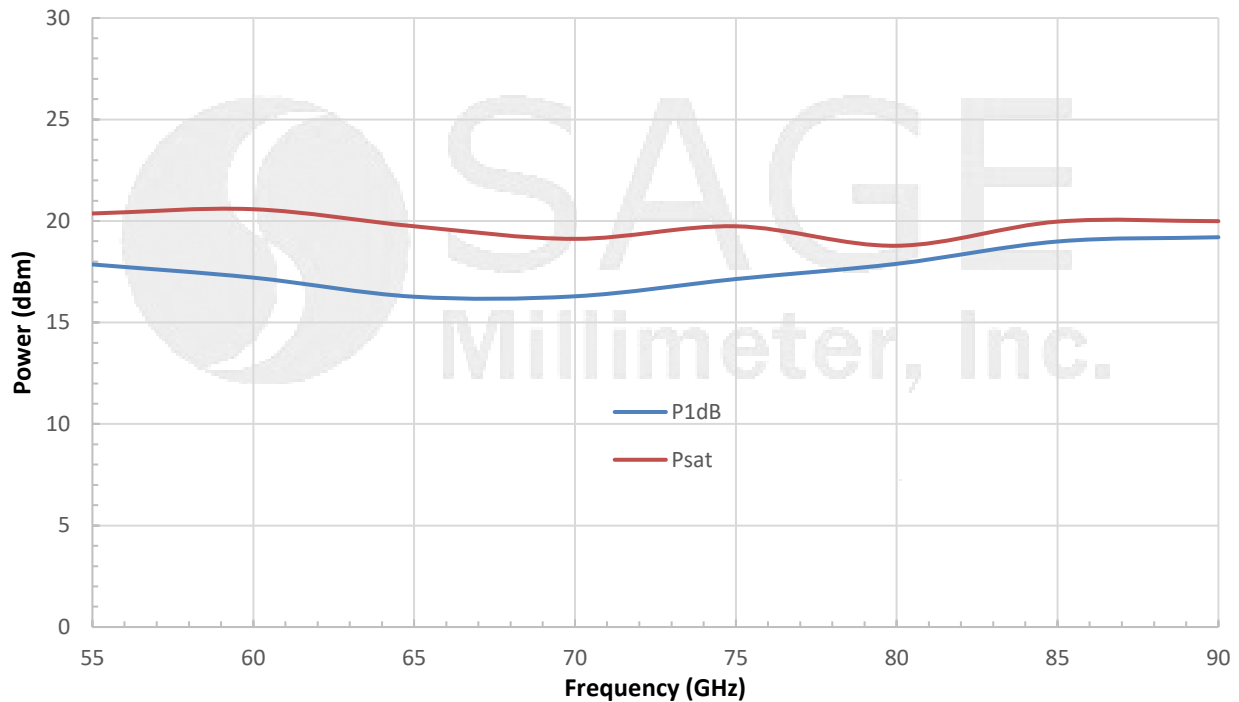
Typical Gain and Return Loss vs. Frequency

Bias: +8 V_{DC}/603 mA



Typical Power vs. Frequency

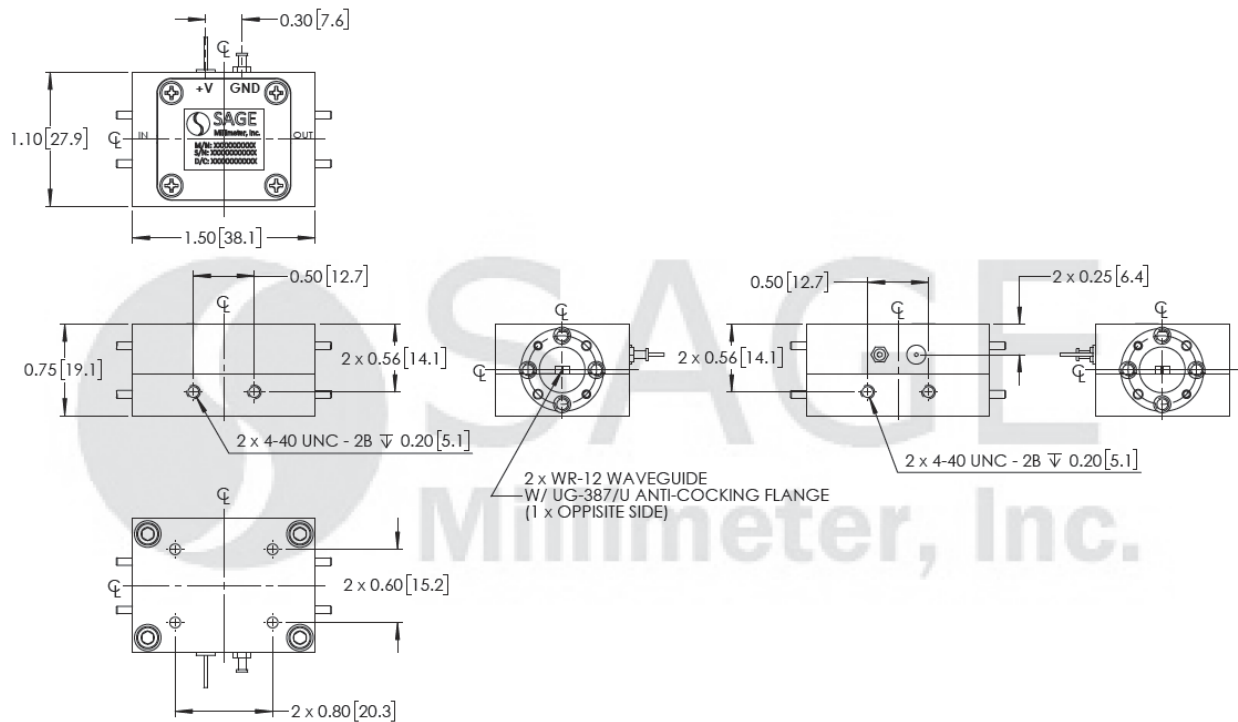
Bias: +8 V_{DC}/750 mA





E-Band Power Amplifier, 55 to 90 GHz, 25 dB Gain, +16 dBm P_{1dB}

Mechanical Outline: (Unless otherwise specified, all dimensions are in inches [millimeters])



Note:

- All data presented is collected from a sample lot. Actual data may vary unit to unit slightly.
- All testing was performed under +25 °C case temperature.
- SAGE Millimeter, Inc. reserves the right to change the information presented without notice.
- Other mechanical configurations are available under different model numbers.

Caution:

- Exceeding absolute maximum ratings shown will damage the device.
- The device is static sensitive. Always follow ESD rules when working with the device.
- The case temperature of the device shall never exceed +50 °C. Use proper heatsink or fan if necessary.
- Any foreign objects in the waveguide will cause performance degradation and may damage the device.

