



## V-Band Power Amplifier, 50 to 70 GHz, 35 dB Gain, +18 dBm P<sub>1dB</sub>

### Description:

**Model SBP-5037033518-VFVF-S1** is a power amplifier with a typical small signal gain of 35 dB and a nominal P<sub>1dB</sub> of +18 dBm across the frequency range of 50 to 70 GHz. The DC power requirement for the amplifier is +8 V<sub>DC</sub>/650 mA. The input and output ports are both female V connectors. Other port configurations, such as inline and right-angle waveguides, are also available under different model numbers.



### Features:

- Broadband Performance
- High Output Power
- High Gain

### Applications:

- IEEE 802.11.ad WiGig
- Radar Systems
- Communication Systems
- Test Equipment

### Electrical Specifications:

Parameter	Minimum	Typical	Maximum
Frequency	50 GHz		70 GHz
Gain		35 dB	
P <sub>1dB</sub>		+18 dBm	
P <sub>sat</sub>		+20 dBm	
P <sub>in</sub>			+23 dBm
Input Return Loss		10 dB	
Output Return Loss		10 dB	
DC Voltage	+6 V <sub>DC</sub>	+8 V <sub>DC</sub>	+15 V <sub>DC</sub>
DC Supply Current		650 mA	
Specification Temperature		+25 °C	
Operating Temperature	0 °C		+50 °C

### Mechanical Specifications:

Item	Specification
Input Port	V(F)
Output Port	V(F)
Bias	Solder Pin
Case Material	Aluminum
Finish	Gold Plated
Weight	1.3 Oz
Size	1.20" (W) 1.20" (L) X 0.50" (H)
Outline	BG-SC-1

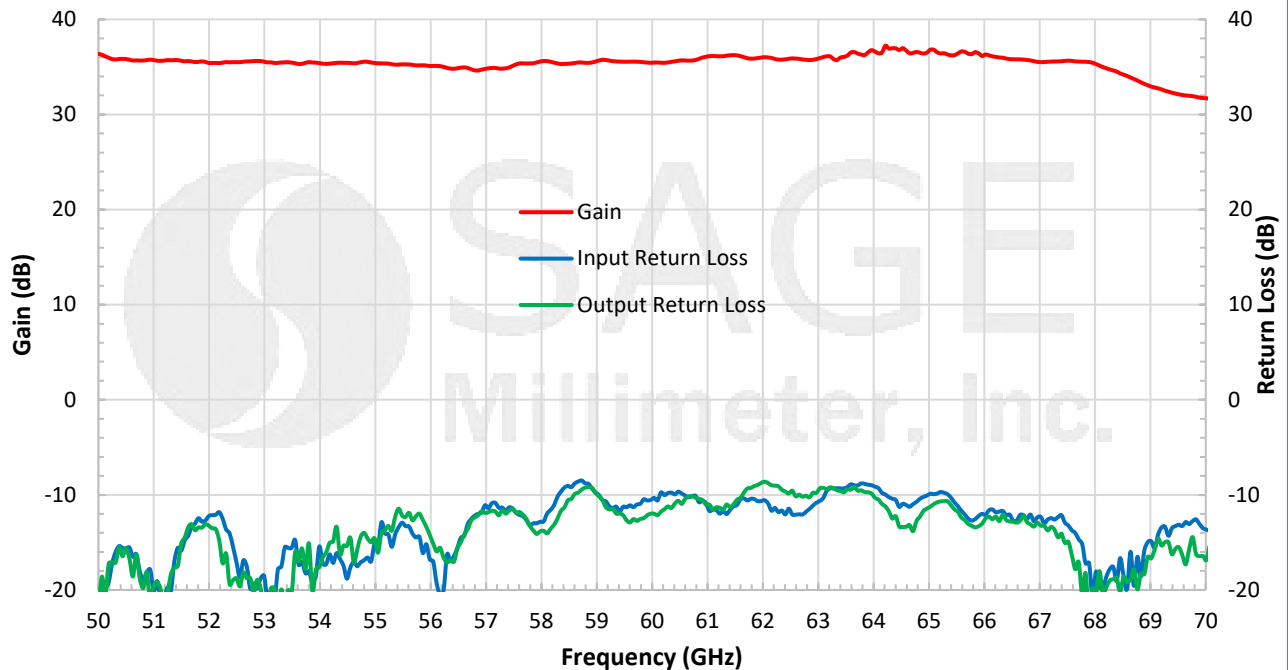




## V-Band Power Amplifier, 50 to 70 GHz, 35 dB Gain, +18 dBm P<sub>1dB</sub>

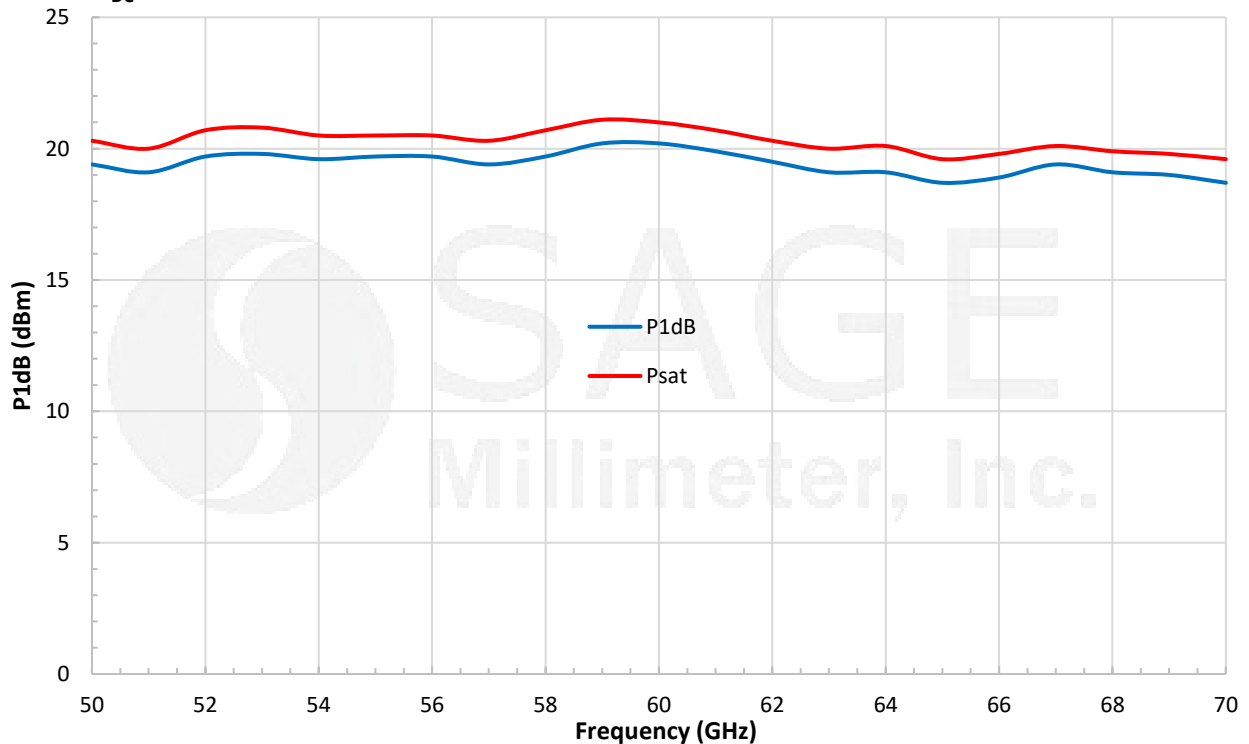
### Typical Gain and Return Loss vs. Frequency

Bias: +8 V<sub>DC</sub>/650 mA



### Typical Output Power vs. Frequency

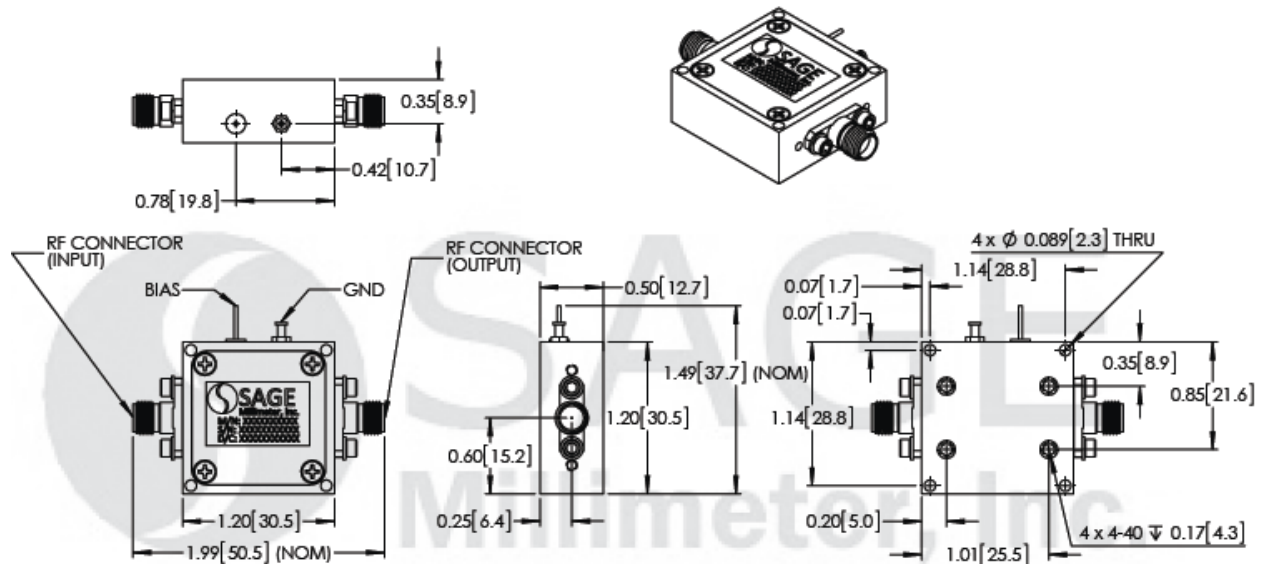
Bias: +8 V<sub>DC</sub>/650 mA





## V-Band Power Amplifier, 50 to 70 GHz, 35 dB Gain, +18 dBm P<sub>1dB</sub>

**Mechanical Outline:** (Unless otherwise specified, all dimensions are in inches [millimeters])



**Note:**

- All data presented is collected from a sample lot. Actual data may vary unit to unit.
- All testing was performed under +25 °C case temperature.
- SAGE Millimeter, Inc. reserves the right to change the information presented without notice.
- Other mechanical configurations are available under different model numbers.

**Caution:**

- Exceeding absolute maximum ratings shown will damage the device.
- The device is static sensitive. Always follow ESD rules when working with the device.
- The case temperature of the device shall never exceed +50 °C. Use proper heatsink or fan if necessary.
- Proper torque, 8.0 ± 0.4 inch-pounds (0.90 ± 0.02 Nm), should be applied. **SAGE Millimeter torque wrench, model SCH-08008-S1, is highly recommended.**

