



## V-Band Power Amplifier, 50 to 70 GHz, 28 dB Gain, +15 dBm P<sub>1dB</sub>

### Description:

**Model SBP-5037032815-1515-S1** is a power amplifier with a typical small signal gain of 28 dB and a nominal P<sub>1dB</sub> of +15 dBm across the frequency range of 50 to 70 GHz. The DC power requirement for the amplifier is +8 V<sub>DC</sub>/420 mA. The mechanical configuration offers a right angle structure with WR-15 waveguides and UG-385/U flanges. Other port configurations, such as an inline structure with WR-15 waveguides or 1 mm connectors, are also available under different model numbers.



### Features:

- High Output Power
- High Gain

### Applications:

- IEEE 802.11ab WiGig
- Radar Systems
- Communication Systems
- Test Equipment

### Electrical Specifications:

Parameter	Minimum	Typical	Maximum
Frequency	50 GHz		70 GHz
Gain		28 dB	
P <sub>1dB</sub>		+15 dBm	
P <sub>SAT</sub>		+20 dBm	
P <sub>in</sub>			+15 dBm
Input Return Loss		10 dB	
Output Return Loss		10 dB	
DC Voltage	+6 V <sub>DC</sub>	+8 V <sub>DC</sub>	+12 V <sub>DC</sub>
DC Supply Current		420 mA	
Specification Temperature		+25 °C	
Operating Temperature	0 °C		+50 °C

### Mechanical Specifications:

Item	Specification
Input Port	WR-15 Waveguide with UG-385/U Flange
Output Port	WR-15 Waveguide with UG-385/U Flange
Bias	Solder Pin
Case Material	Aluminum
Finishing	Gold Plated
Weight	1.6 Oz
Size	1.10" (W) X 1.70" (L) X 0.50" (H)
Outline	BG-SV-1

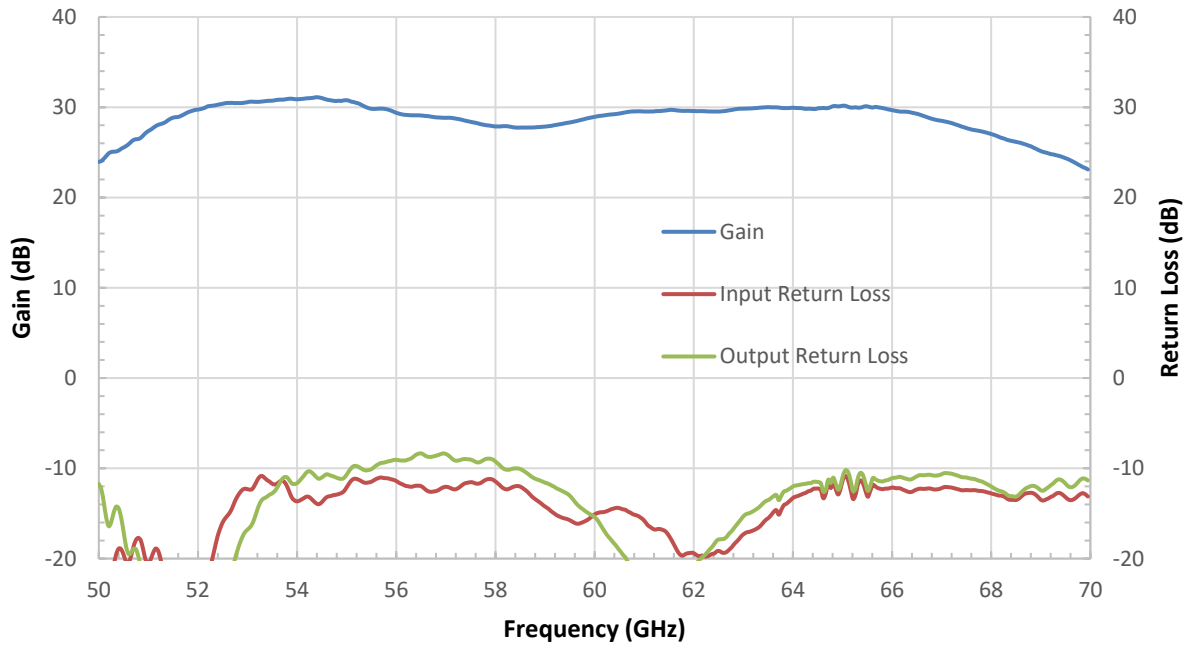




## V-Band Power Amplifier, 50 to 70 GHz, 28 dB Gain, +15 dBm P<sub>1db</sub>

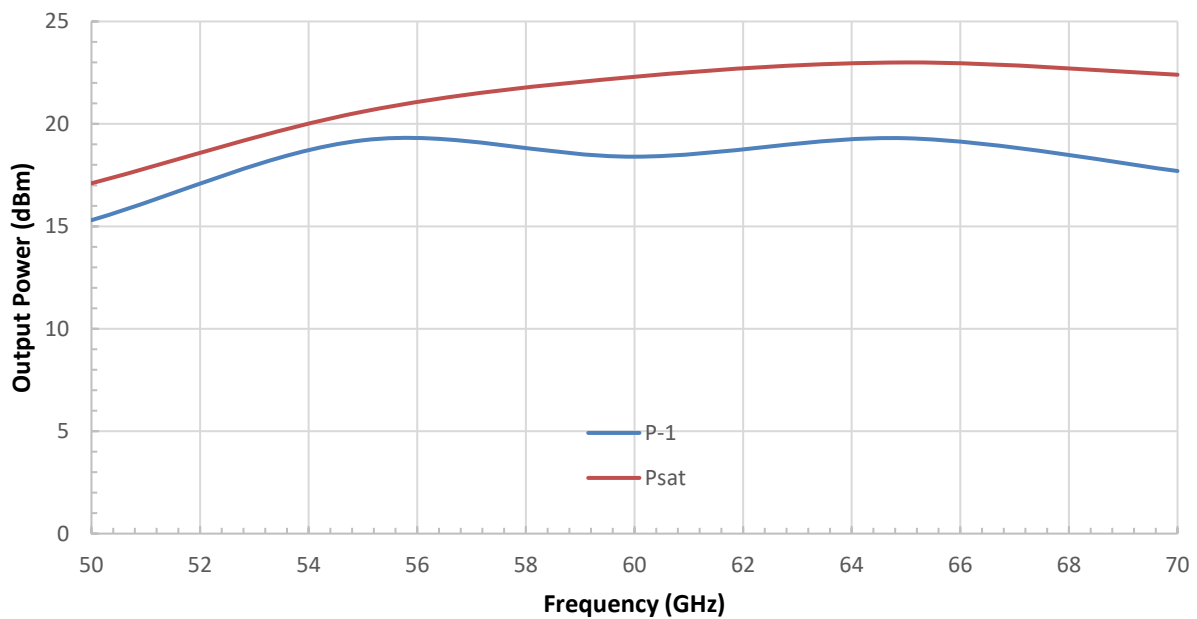
### Gain and Return Loss vs. Frequency

Bias: +8 V<sub>DC</sub>/412 mA



### Output Power vs. Frequency

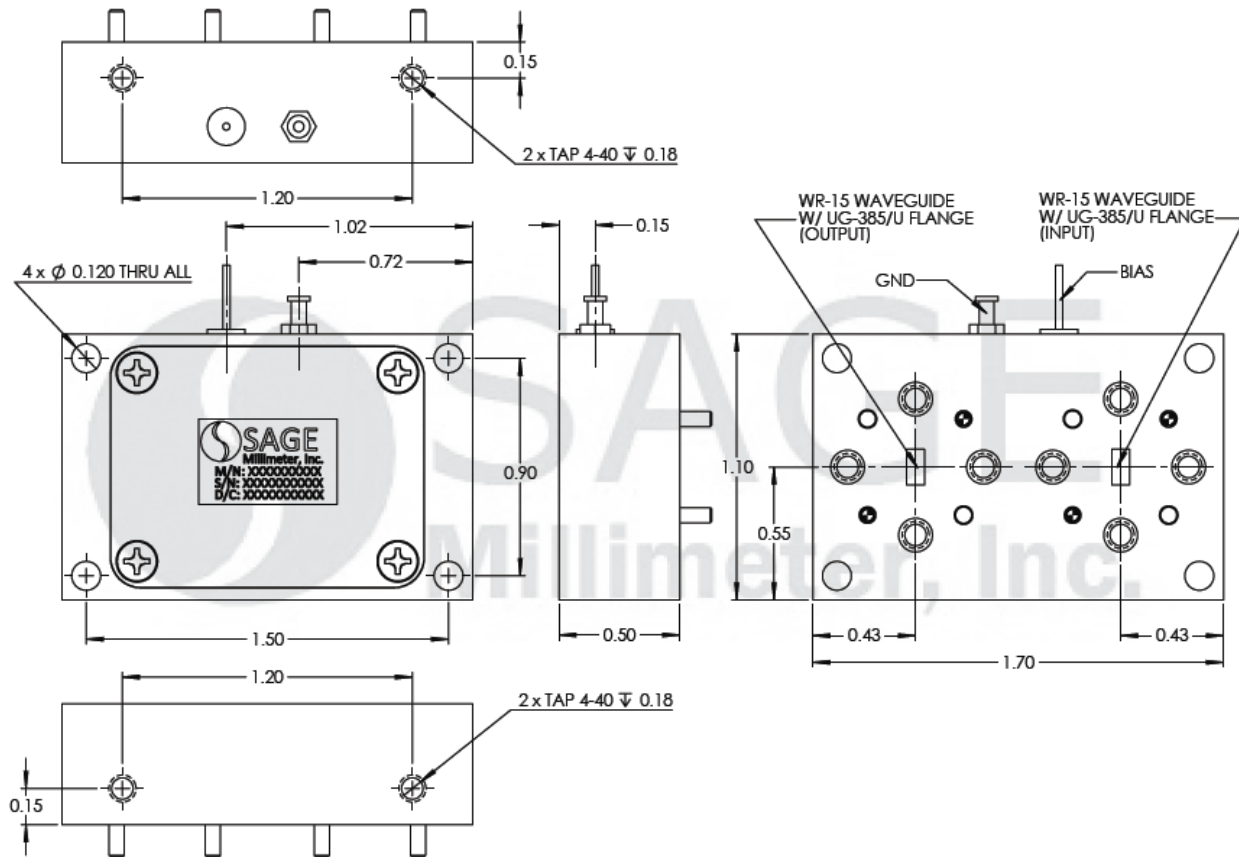
Bias: +8 V<sub>DC</sub>/412 mA





## V-Band Power Amplifier, 50 to 70 GHz, 28 dB Gain, +15 dBm P<sub>1db</sub>

**Mechanical Outline:** (Unless otherwise specified, all dimensions are in inches)



**Note:**

- All data presented is collected from a sample lot. Actual data may vary unit to unit.
- All testing was performed under +25 °C case temperature.
- Eravant reserves the right to change the information presented without notice.
- Other mechanical configurations are available under different model numbers.

**Caution:**

- Exceeding absolute maximum ratings shown will damage the device.
- The device is static sensitive. Always follow ESD rules when working with the device.
- The case temperature of the device shall never exceed +50 °C. Use proper heatsink or fan if necessary.
- Any foreign objects in the waveguide will cause performance degradation and may damage the device.

