



U-Band Power Amplifier, 40 to 60 GHz, 35 dB Gain, +19 dBm P_{1dB}

Description:

Model **SBP-4036033519-VFVF-S1** is a power amplifier with a typical small signal gain of 35 dB and a nominal P_{1dB} of +19 dBm in the frequency range of 40 to 60 GHz. The DC power requirement for the amplifier is +8 V_{DC}/650 mA. The input and output ports are both female V connectors. Other port configurations, such as inline and right-angle waveguides, are also available under different model numbers.



Features:

- Broadband Performance
- High Output Power
- High Gain

Applications:

- Radar Systems
- Communication Systems
- Test Equipment

Electrical Specifications:

Parameter	Minimum	Typical	Maximum
Frequency	40 GHz		60 GHz
Gain		35 dB	
P _{1dB}		+19 dBm	
P _{SAT}		+20 dBm	
P _{in}			+3 dBm
Input Return Loss		10 dB	
Output Return Loss		10 dB	
DC Voltage	+6 V _{DC}	+8 V _{DC}	+15 V _{DC}
DC Supply Current		650 mA	
Specification Temperature		+25 °C	
Operating Temperature	0 °C		+50 °C

Mechanical Specifications:

Item	Specification
Input Port	V(F)
Output Port	V(F)
Bias	Solder Pin
Case Material	Aluminum
Finish	Gold Plated
Weight	1.3 Oz
Size	1.20" (W) 1.20" (L) X 0.50" (H)
Outline	BG-SC-1

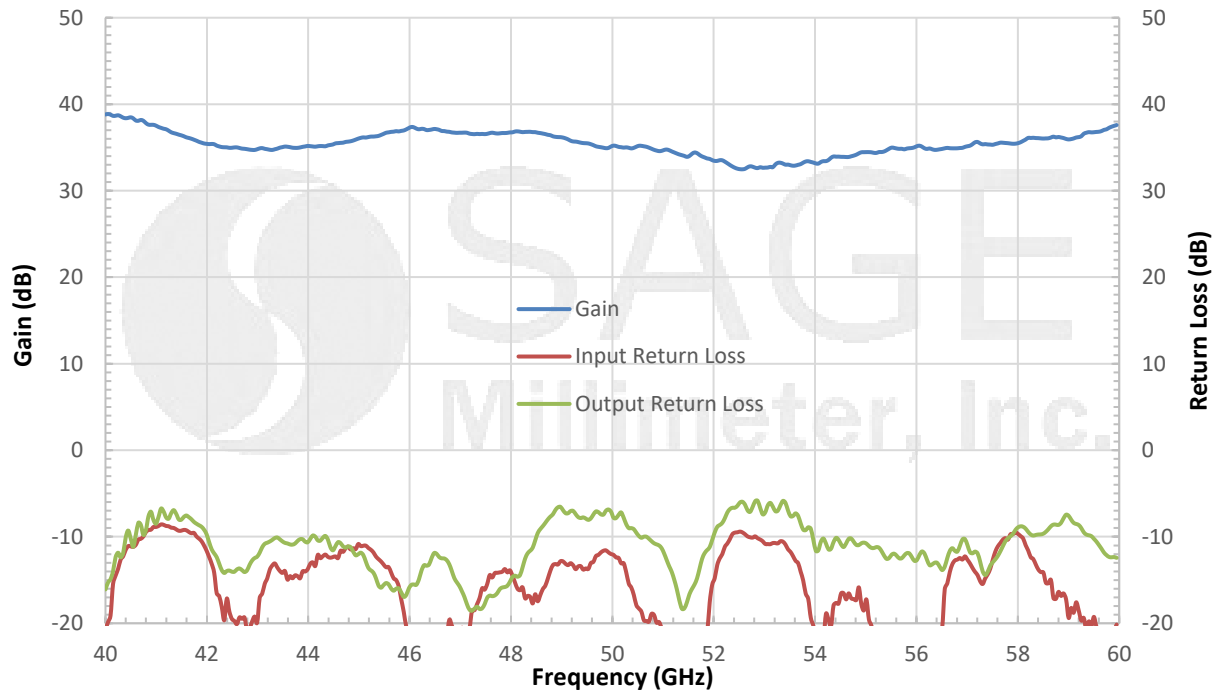




U-Band Power Amplifier, 40 to 60 GHz, 35 dB Gain, +19 dBm P_{1dB}

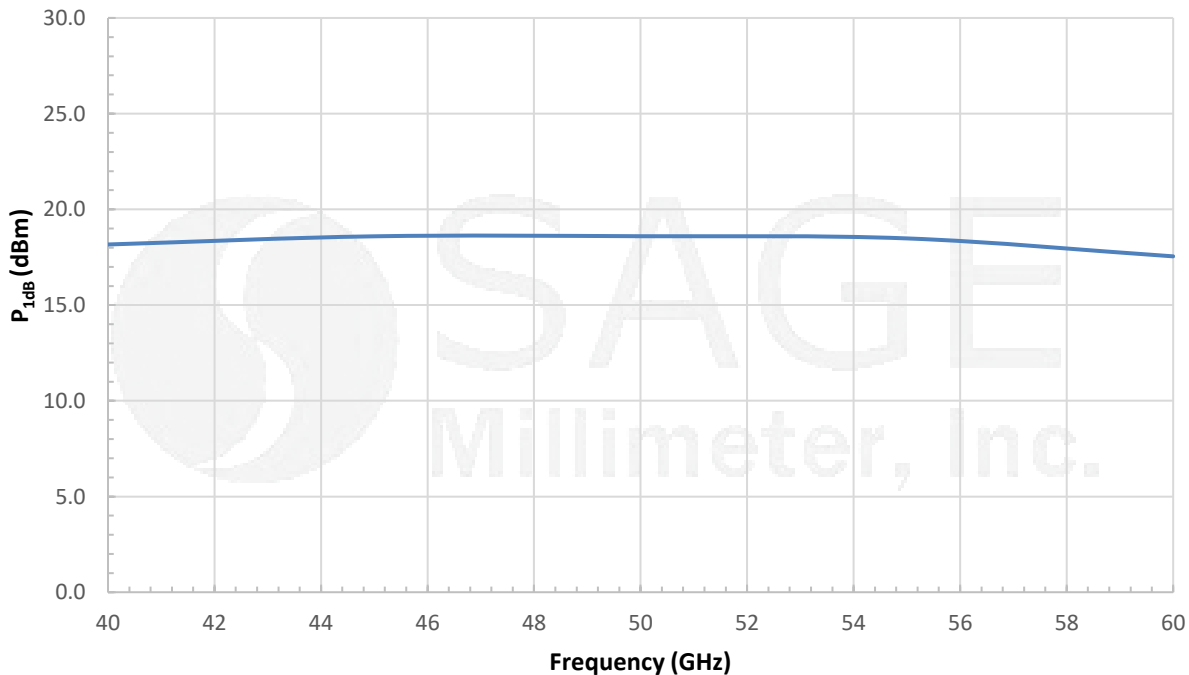
Typical Gain and Return Loss

Bias: +8 V_{DC}/700 mA



Typical Output Power vs. Frequency

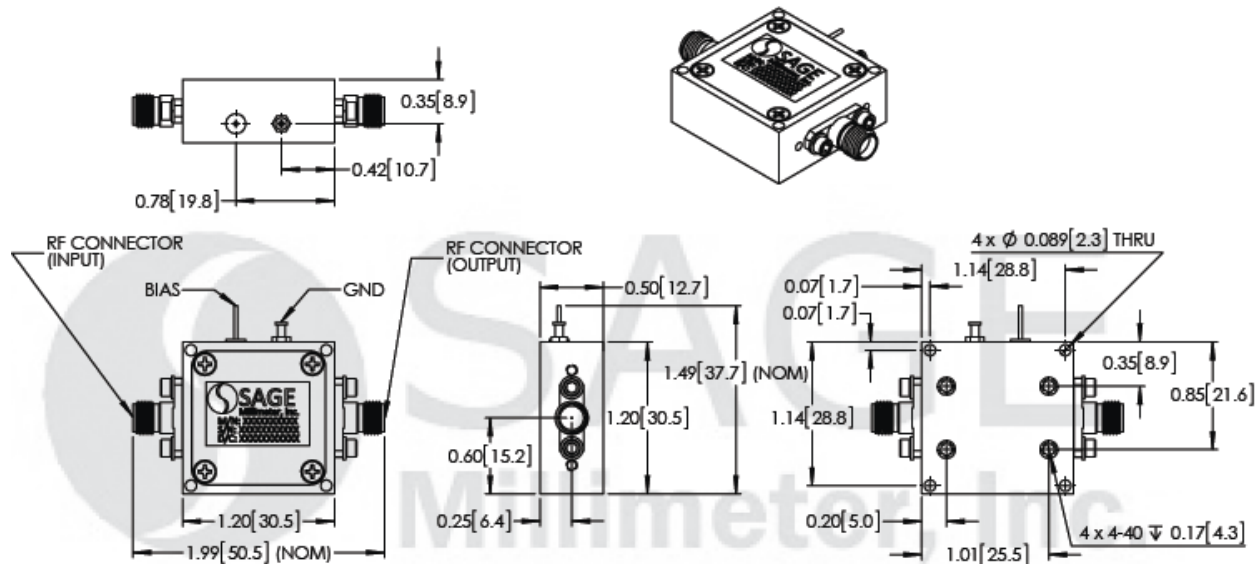
Bias: +8 V_{DC}/700 mA





U-Band Power Amplifier, 40 to 60 GHz, 35 dB Gain, +19 dBm P_{1db}

Mechanical Outline: (Unless otherwise specified, all dimensions are in inches [millimeters])



Note:

- All data presented is collected from a sample lot. Actual data may vary unit to unit.
- All testing was performed under +25°C case temperature.
- SAGE Millimeter, Inc. reserves the right to change the information presented without notice.
- Other mechanical configurations are available under different model numbers.

Caution:

- Exceeding absolute maximum ratings shown will damage the device.
- The device is static sensitive. Always follow ESD rules when working with the device.
- The case temperature of the device shall never exceed +50°C. Use proper heatsink or fan if necessary.
- Proper torque, 8.0 ± 0.15 inch-pounds (0.90 ± 0.02 Nm), should be applied. **SAGE Millimeter torque wrench, model SCH-08008-S1, is highly recommended.**

