



## 37 to 40 GHz Power Amplifier, 30 dB Gain, +27 dBm P<sub>1dB</sub>

### Description:

**Model SBP-3734033027-2828-E1** is a power amplifier with a typical small signal gain of 30 dB and a nominal P<sub>1dB</sub> of +27 dBm across the frequency range of 37 to 40 GHz. The DC power requirement for the amplifier is +8 V<sub>DC</sub>/1,800 mA. The mechanical configuration is an inline structure with WR-28 Uni-Guide™ waveguides. Other port configurations, such as K connectors and WR-28 waveguides for either the input or output port, are also available under different model numbers.



### Features:

- High Gain
- High Output Power

### Applications:

- 5G System
- Radar Systems
- Communication Systems
- Test Equipment

### Electrical Specifications:

Parameter	Minimum	Typical	Maximum
Frequency	37 GHz		40 GHz
Gain		30 dB	
P <sub>1dB</sub>		+27 dBm	
P <sub>sat</sub>		+29 dBm	
P <sub>in</sub>			-5 dBm
Input Return Loss		5 dB	
Output Return Loss		10 dB	
DC Voltage		+8 V <sub>DC</sub>	+15 V <sub>DC</sub>
DC Supply Current		1,800 mA	
Specification Temperature		+25 °C	
Operating Temperature	0 °C		+50 °C

### Mechanical Specifications:

Item	Specification
Input	WR-28 Uni-Guide™ Waveguide with UG-599/U Compatible Flange
Output	WR-28 Uni-Guide™ Waveguide with UG-599/U Compatible Flange
Bias	Solder Pin
Case Material	Aluminum
Finish	Gold Plated
Weight	2.0 Oz
Size	2.05" (L) x 1.20" (W) x 0.75" (H)
Outline	BG-SA-2

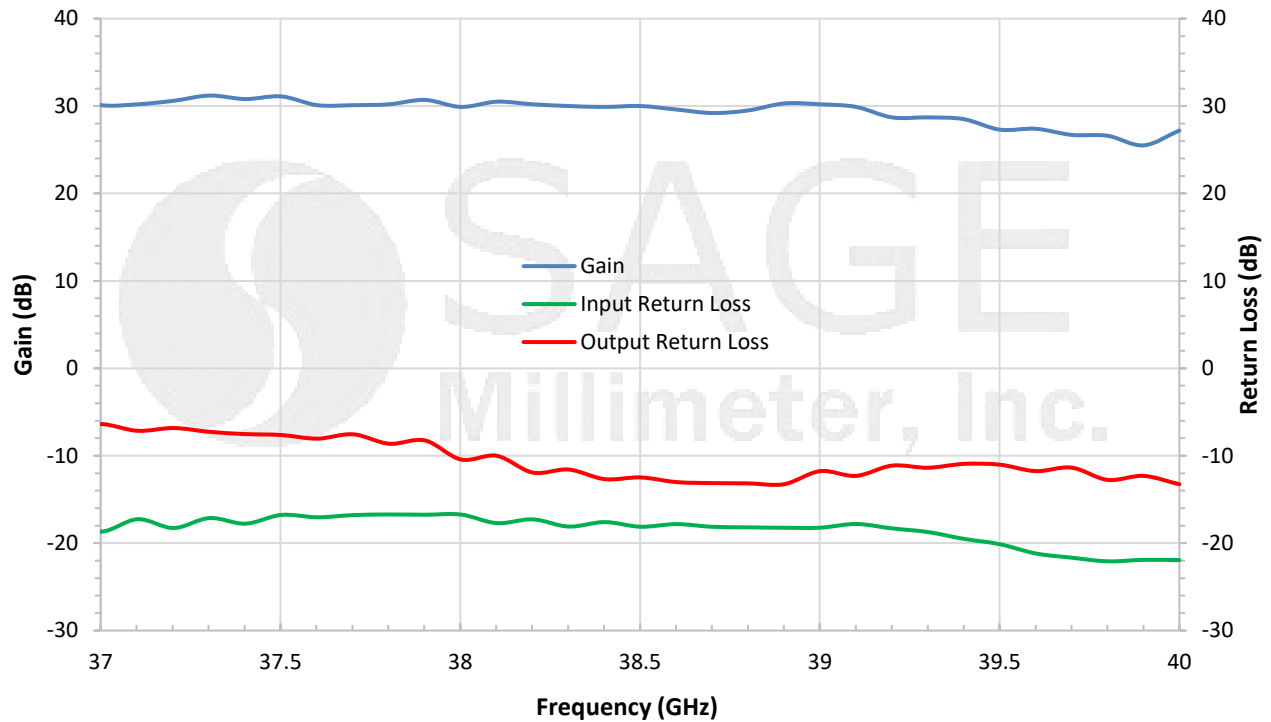




## 37 to 40 GHz Power Amplifier, 30 dB Gain, +27 dBm P<sub>1dB</sub>

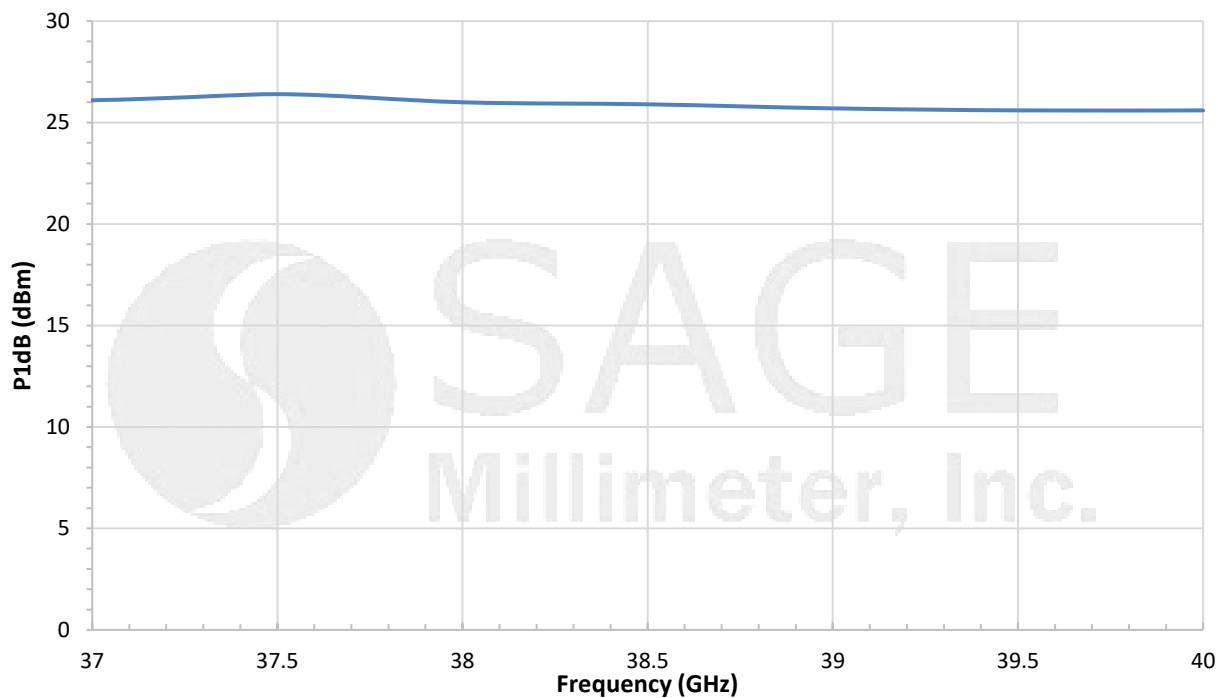
### Typical Gain and Return Loss vs. Frequency

Bias = + 8 V<sub>DC</sub>/1,800 mA



### Typical P<sub>1dB</sub> vs. Frequency

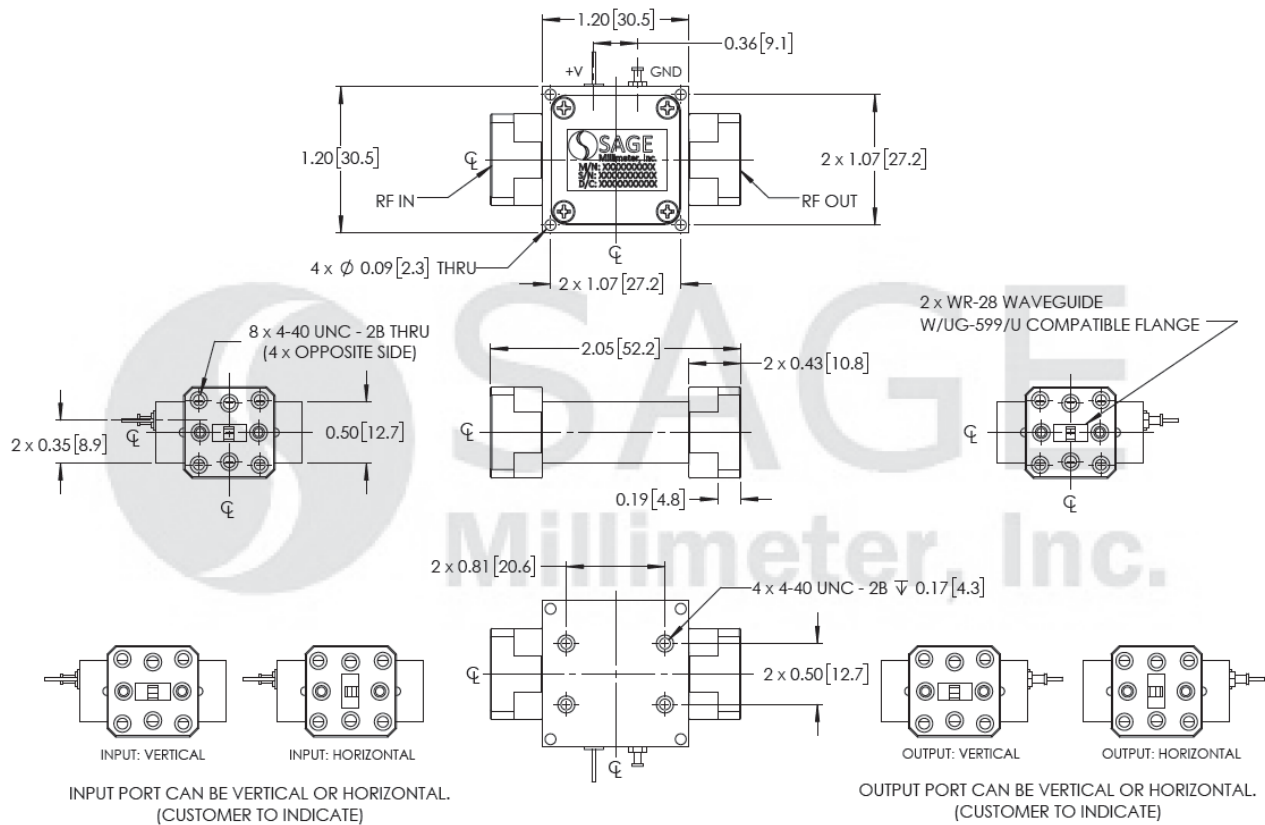
Bias: +8 V<sub>DC</sub>/2,200 mA





## 37 to 40 GHz Power Amplifier, 30 dB Gain, +27 dBm P<sub>1dB</sub>

**Mechanical Outline:** (Unless otherwise specified, all dimensions are in inches [millimeters])



**Note:**

- All data presented is collected from a sample lot. Actual data may vary unit to unit.
- All testing was performed under +25 °C case temperature.
- The amplifier employs SAGE Millimeter’s trademarked and patent pending technology, the **Uni-Guide™**, as its waveguide interfaces. The orientation of the input and the output waveguides can be specified through corresponding model numbers. For example, the model number for a horizontal output waveguide configuration would be **SBP-373403327-2828H-E1** instead of the default **SBP-3734033027-2828-E1** which indicates vertical orientation output.
- Other mechanical configurations are available under different model numbers.
- SAGE Millimeter, Inc. reserves the right to change the information presented without notice.

**Caution:**

- Exceeding absolute maximum ratings shown will damage the device.
- The device is static sensitive. Always follow ESD rules when working with the device.
- The case temperature of the device shall never exceed +50 °C. Use proper heatsink or fan if necessary.
- Any foreign objects in the waveguide will cause performance degradation and may damage the device.

