

SBP-2333532028-KFKF-E3

Power Amplifier, 23 to 35 GHz, 20 dB Gain, +28 dBm P_{1dB}

SBP-2333532028-KFKF-E3 is a power amplifier with a typical small signal gain of 20 dB and a nominal P_{1dB} of +28 dBm across the frequency range of 23 to 35 GHz. The DC power requirement for the amplifier is typically +12 VDC/900 mA. Both input and output ports are 2.92 mm K female connectors. Other port configurations are also available under different model numbers.



Electrical Specifications:

Parameter	Minimum	Typical	Maximum
Frequency	23 GHz		35 GHz
Gain		20 dB	
Noise Figure		9 dB	
P _{1dB}		+28 dBm	
P _{SAT}		+30 dBm	
P _{in}			+15 dBm
Input Return Loss		10 dB	
Output Return Loss		10 dB	
DC Voltage	+6 V _{DC}	+12 V _{DC}	+15 V _{DC}
DC Supply Current		900mA	
Specification Temperature		+25°C	
Case Temperature	0°C		+50°C

Mechanical Specifications:

Item	Specification
Input Port	2.92 mm K(F)
Output Port	2.92 mm K(F)
Bias Port	Solder Pin
Case Material	Aluminum
Finish	Gold Plated
Weight	2.30 Oz
Size	1.97" (L) X 1.77" (W) X 0.47" (H)
Outline	BB-ZC-1

ECCN

EAR99

FEATURES

- Broadband Performance
- High Gain
- High Output Power

APPLICATIONS

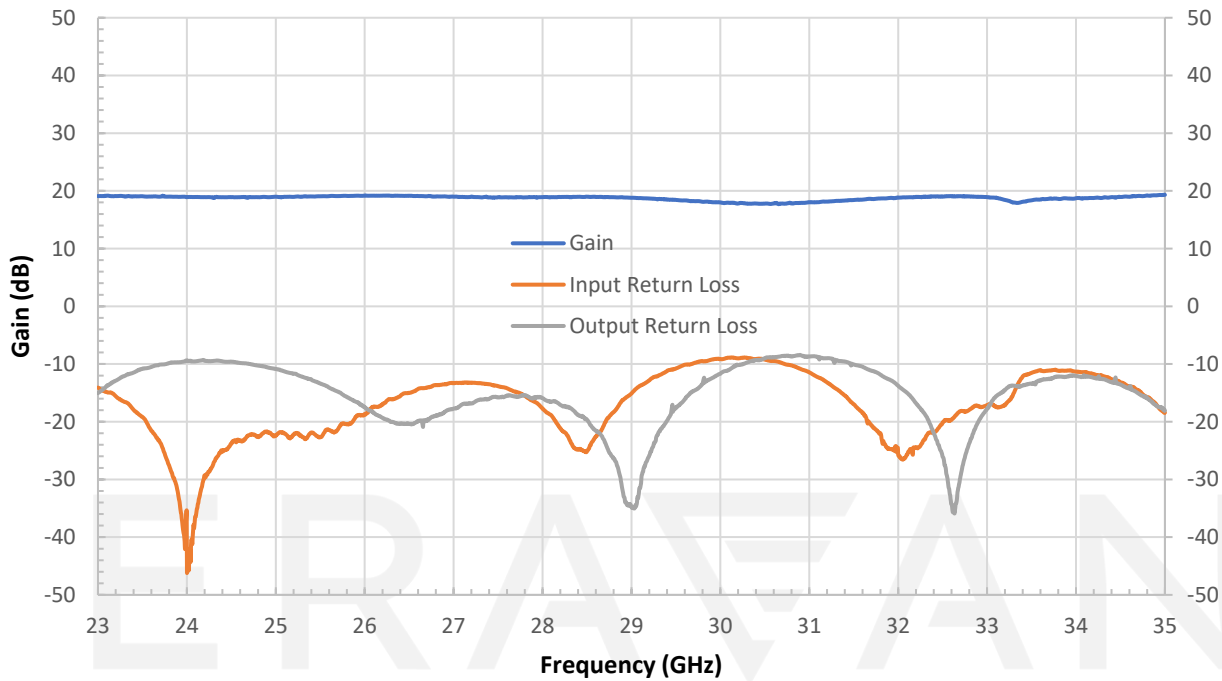
- 5G Systems
- Radar Systems
- Communication Systems

SUPPLEMENTAL DETAILS



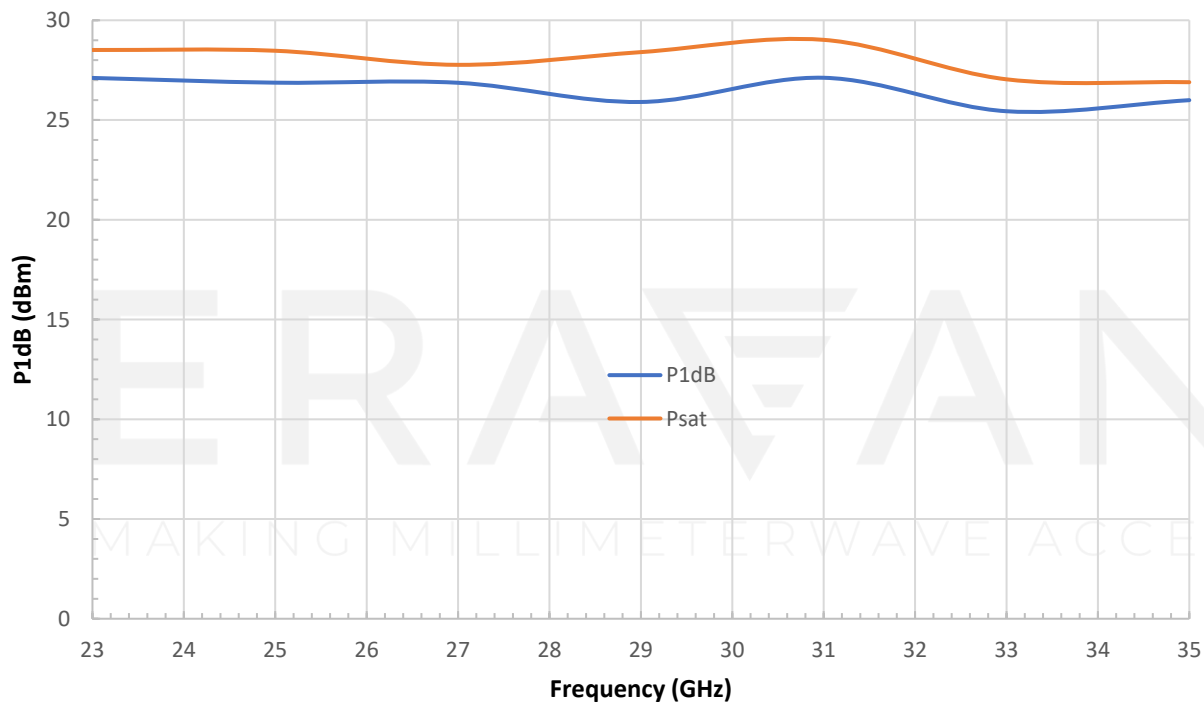
Typical Gain and Return Loss vs. Frequency

Bias: +12 V_{DC}/500 mA



Typical Power vs. Frequency

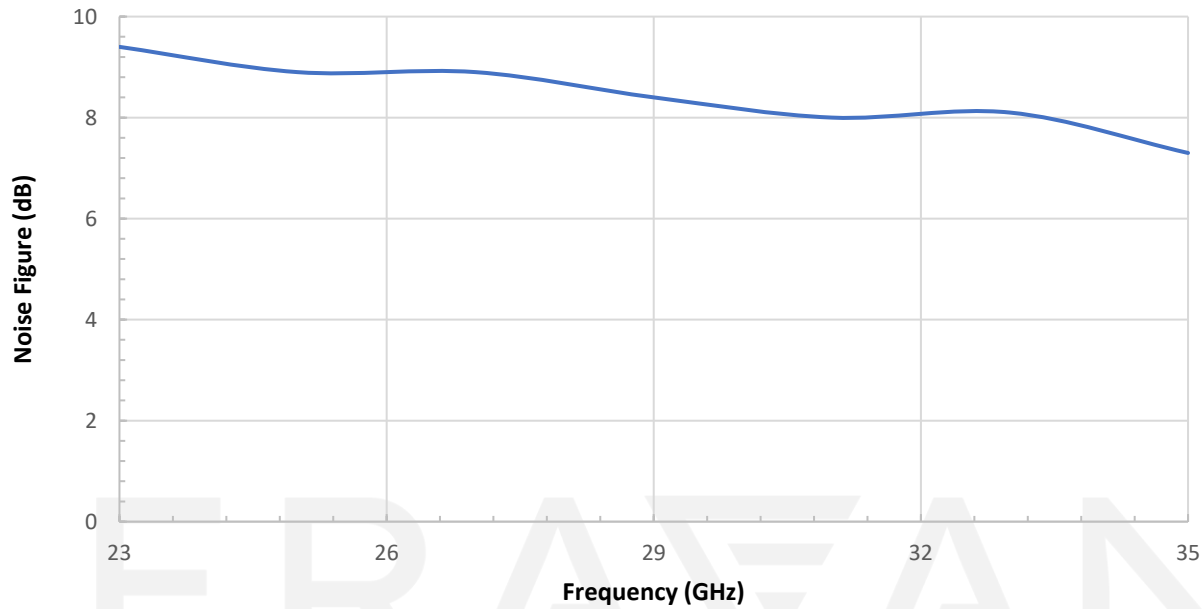
Bias: +12 V_{DC}/500 mA



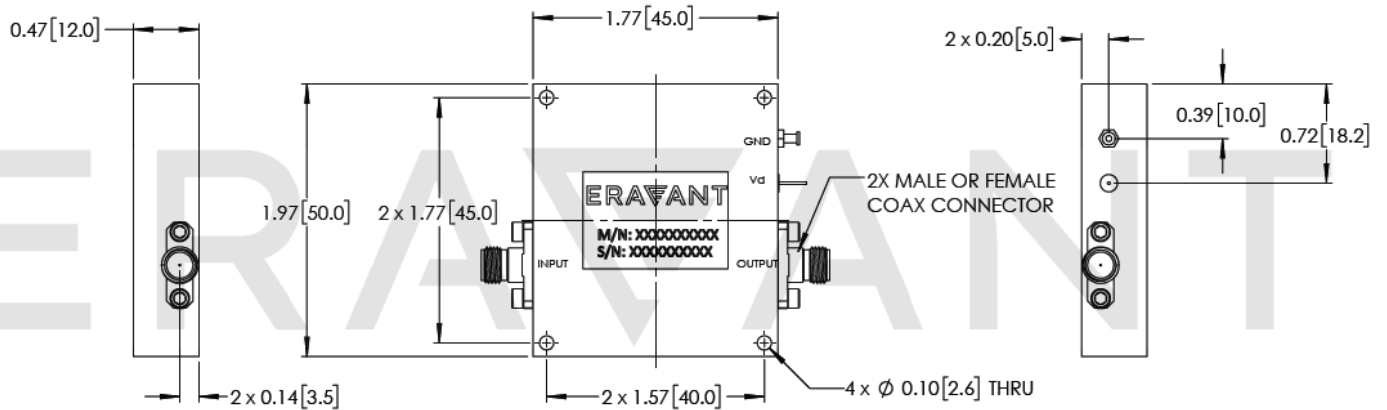
SBP-2333532028-KFKF-E3

Typical Noise Figure vs. Frequency

Bias: +12 V_{DC}/500 mA



Mechanical Outline: (Unless otherwise specified, all dimensions are in inches [millimeters])



MAKING MILLIMETERWAVE ACCESSIBLE

NOTE:

- On condition that test data is provided it is collected from a sample lot. Actual data may vary slightly from unit to unit. All testing is performed under +25 °C room temperature.
- On condition that simulated test data is provided, actual measured data may slightly vary.
- Eravant reserves the right to change the information presented without notice.
- Other mechanical configurations are available under different model numbers.

CAUTION:

- Exceeding absolute maximum ratings shown will damage the device.
- The device is static sensitive. Always follow ESD rules when working with the device.
- The case temperature of the device shall never exceed +50°C. Use proper heatsink or fan if necessary.
- For 1 mm connectors proper torque should be applied: 4.0 ± 0.15 inch-pounds (0.45 ± 0.02 Nm). Torque wrench model SCH-06004-S1 is highly recommended.
- For 1.35 mm, 1.85 mm, 2.4 mm, 2.92 mm, and SMA connectors proper torque should be applied: 8.0 ± 0.15 inch-pounds (0.90 ± 0.02 Nm). Torque wrench model SCH-08008-S1 is highly recommended.

ERAVANT
MAKING MILLIMETERWAVE ACCESSIBLE

ERAVANT
MAKING MILLIMETERWAVE ACCESSIBLE