

SBP-2332633533-2FKF-H1-HR

23 to 26 GHz, Power Amplifier, 35 dB Gain, +34 dBm P_{sat}

SBP-2332633533-2FKF-H1-HR is a power amplifier with a typical small signal gain of 35 dB and a nominal P_{sat} of +34 dBm across the frequency range of 23 to 26 GHz. The DC power requirement for the amplifier is +8 V_{DC}/ 6 A. The mechanical configuration offers an in-line structure with 2.4 mm female and K female connectors. Other port configurations, such as WR-28 waveguide for either the input or output port, are also available under different model numbers. A heat sink is included for cooling.



Electrical Specifications:

Parameter	Minimum	Typical	Maximum
Frequency Range	23 GHz		26 GHz
Small Signal Gain		35 dB	
P _{1dB}		+33 dBm	
P _{Sat}		+34 dBm	
P _{In} (Damage)			+20 dBm
Input Return Loss		10 dB	
Output Return Loss		10 dB	
DC Voltage	+7.5 V _{DC}	+8 V _{DC}	+12 V _{DC}
DC Supply Current (Saturated)		6 A	
Fan DC Voltage		+12 V _{DC}	
Specification Temperature		+25°C	
Operating Temperature	0°C		+50°C

Mechanical Specifications:

Item	Specification
Input Port	2.4 mm Female Connector
Output Port	2.92 mm (K) Female
Bias	Solder Pin
Case Material	Aluminum
Finish	Gold Plated, Black Anodize
Fan Connector	2 wire leads
Degree of Protection	IP40
Outline	BP-SC-2-SR-H95

ECCN

3A001.b.4

FEATURES

- Forced Air Cooling
- In-line Port Configuration
- High Output Power

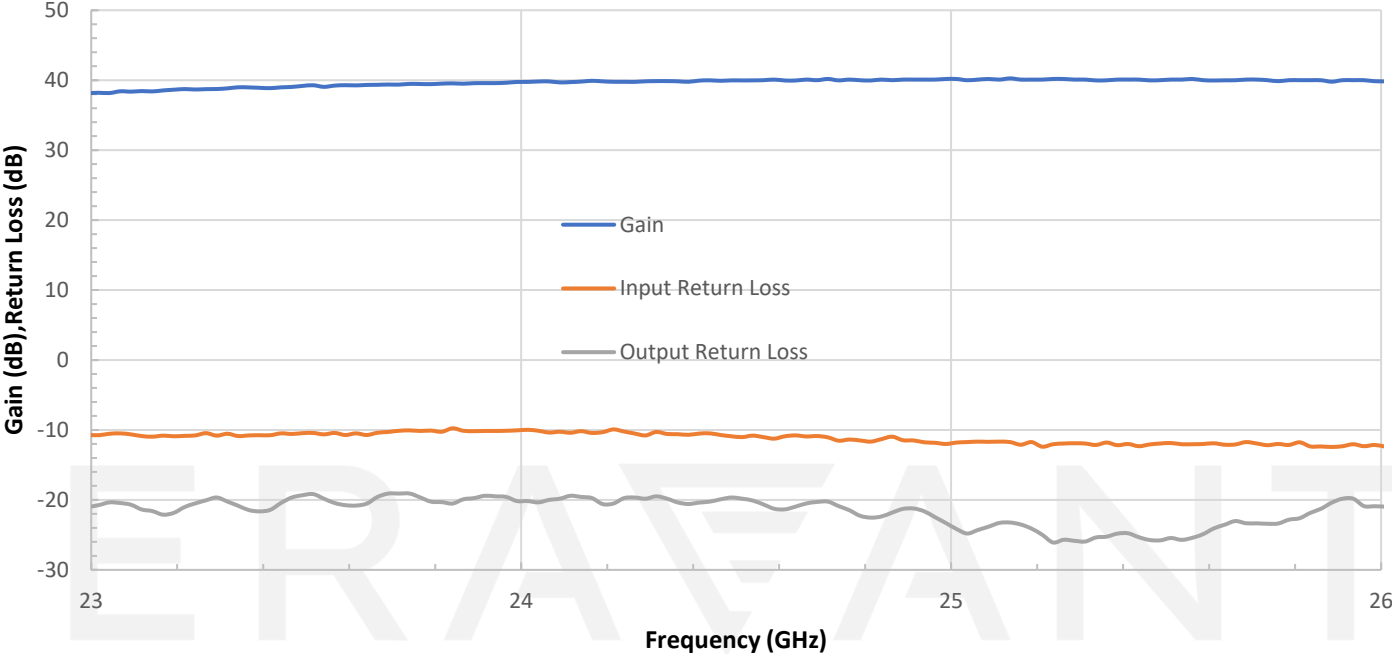
APPLICATIONS

- Communications Systems
- Test Equipment
- Radar Systems
- SATCOM

SUPPLEMENTAL DETAILS

Gain and Return Loss vs. Frequency

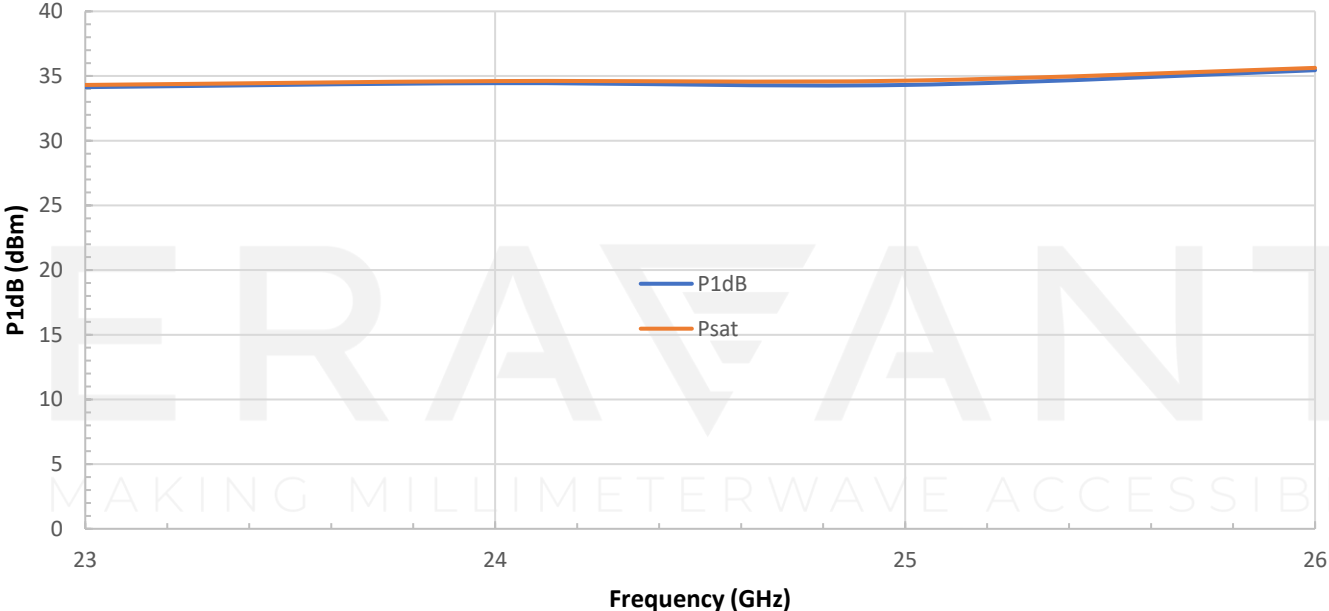
Bias: +8 V_{DC}/3791 mA



P1dB vs. Frequency

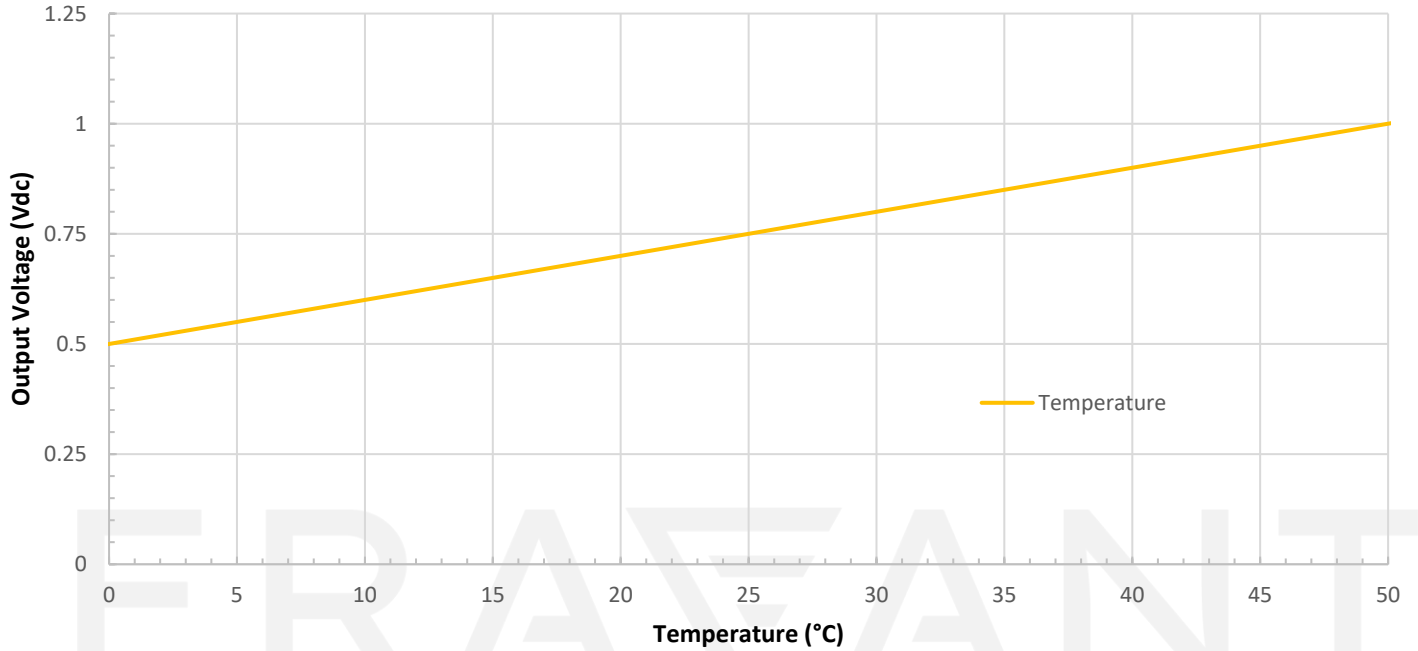
Bias: +8V_{DC}/3791 mA

RFsat: +8Vdc/6A

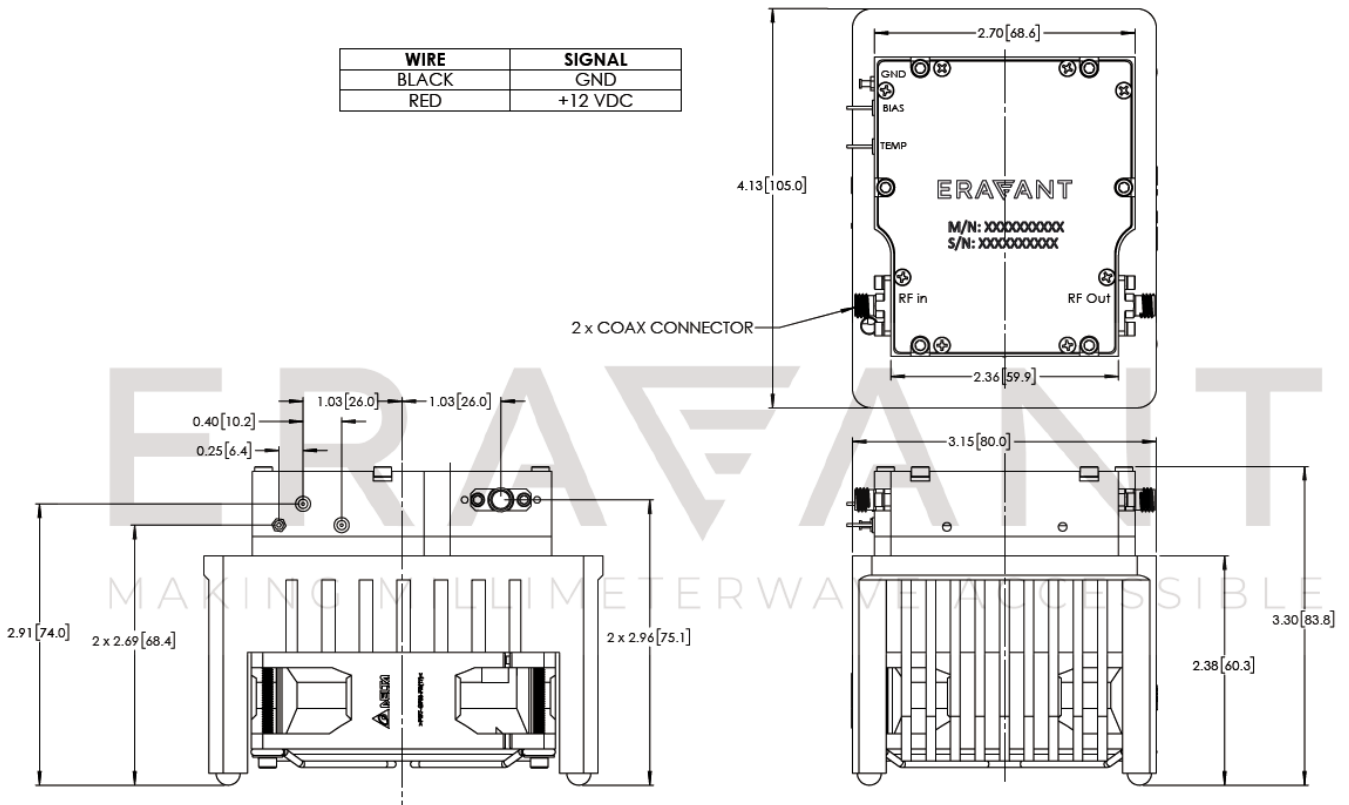


SBP-2332633533-2FKF-H1-HR

Temperature vs Temp Sensor Output Voltage



Mechanical Outline: (Unless otherwise specified, all dimensions are in inches [millimeters])



NOTE:

- All data presented is collected from a sample lot. Actual data may vary unit to unit.
- Other mechanical configurations with other frequency bands are available under different model numbers.
- Eravant reserves the right to change the information presented without notice.

CAUTION:

- Exceeding absolute maximum ratings shown will damage the device.
- The device is static sensitive. Always follow ESD rules when working with the device.
- The case temperature of the device shall never exceed +50°C.
- Any foreign objects in the waveguide will cause performance degradation and possible device damage.

ERAVANT
MAKING MILLIMETERWAVE ACCESSIBLE

ERAVANT
MAKING MILLIMETERWAVE ACCESSIBLE