



## Coaxial Amplifier, 20 to 44 GHz, 45 dB Gain, +26 dBm P<sub>1dB</sub>

### Description:

Model SBP-2034434526-2F2F-S1 is a Ka band power amplifier with a typical small signal gain of 45 dB and a nominal P<sub>1dB</sub> of +26 dBm across the frequency range of 20 to 44 GHz. The DC power requirement for the amplifier is +8 V<sub>DC</sub>/900 mA. The RF connectors are female 2.4 mm connectors. Other port configurations, such as male K connectors for either the input or output port, are also available under different model numbers. The power amplifier requires a heatsink.



### Features:

- Full Waveguide Band Coverage
- High Gain
- High Output Power
- Good Power and Gain Flatness

### Applications:

- 5G Systems
- Radar Systems
- Communication Systems
- Test Equipment

### Electrical Specifications:

Parameter	Minimum	Typical	Maximum
Frequency	20 GHz		44 GHz
Gain		45 dB	
P <sub>1dB</sub>	+24 dBm	+26 dBm	
P <sub>SAT</sub>		+27 dBm	
P <sub>in</sub>			+15 dBm
Input Return Loss		10 dB	
Output Return Loss		10 dB	
DC Voltage		+8 V <sub>DC</sub>	+12 V <sub>DC</sub>
DC Supply Current		900 mA	
Specification Temperature		+25 °C	
Operating Temperature	0 °C		+50 °C

### Mechanical Specifications:

Item	Specification
Input Port	2.4 mm Female Connector
Output Port	2.4 mm Female Connector
Bias	Solder Pin
Case Material	Aluminum
Finish	Gold Plated
Weight	1.3 Oz
Size	1.20" (W) x 1.20" (L) x 0.50" (H)
Outline	BG-SC-1

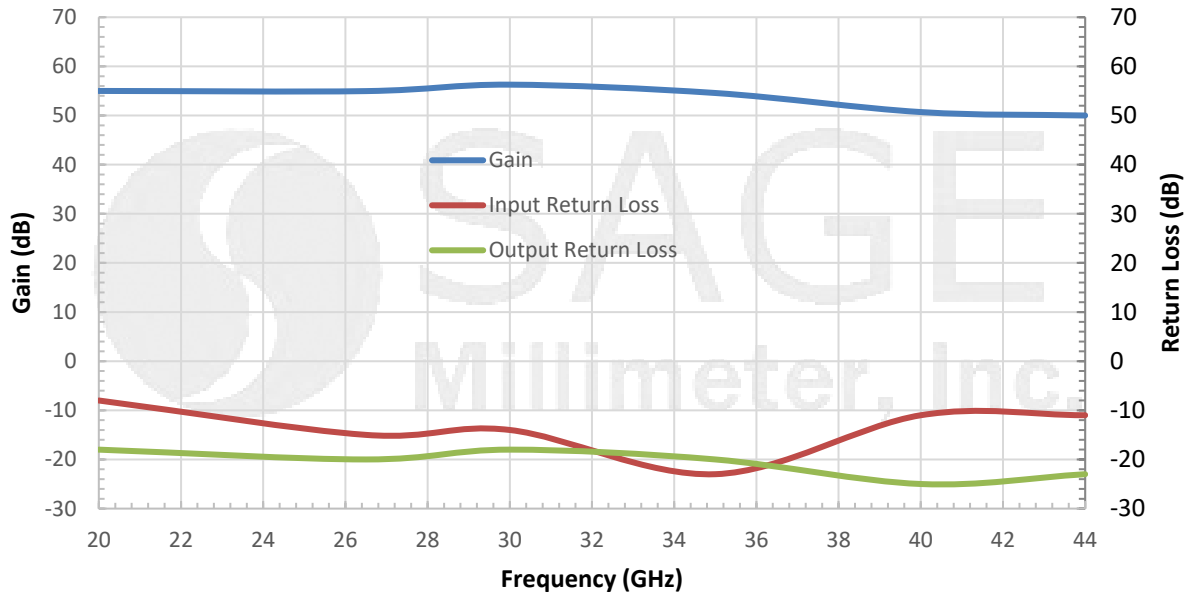




## Coaxial Amplifier, 20 to 44 GHz, 45 dB Gain, +26 dBm P<sub>1dB</sub>

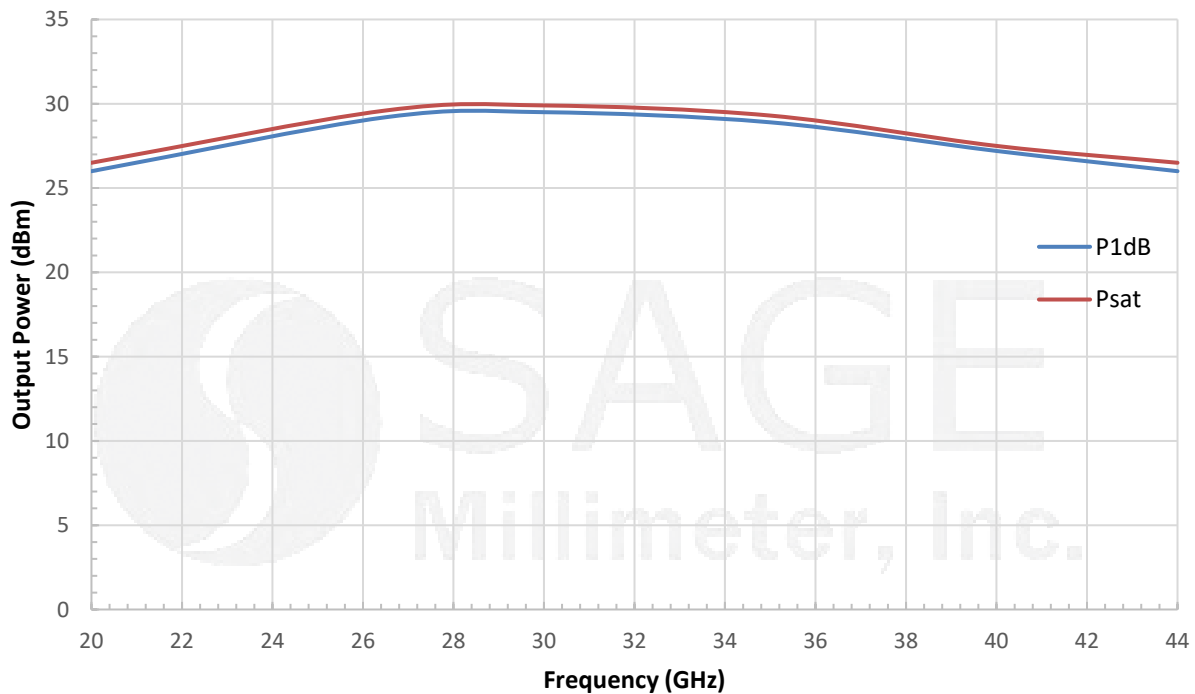
### Gain and Return Loss vs. Frequency

Bias: +8 V<sub>DC</sub>/990 mA



### Output Power vs. Frequency

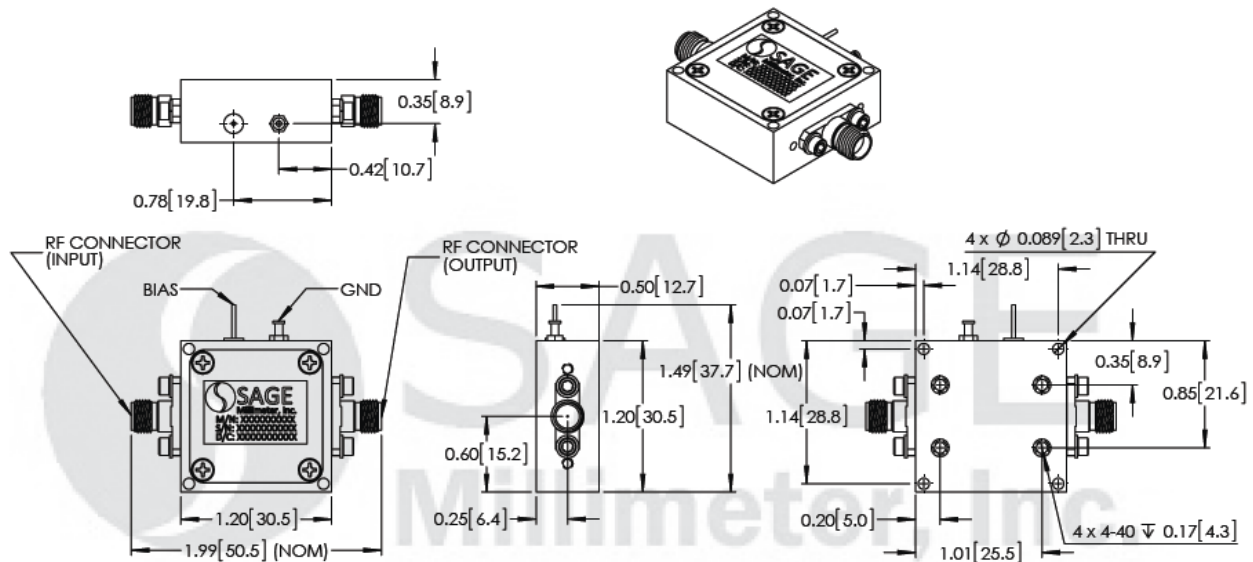
Bias: +8 V<sub>DC</sub>/1.4 A





## Coaxial Amplifier, 20 to 44 GHz, 45 dB Gain, +26 dBm P<sub>1dB</sub>

**Mechanical Outline:** (Unless otherwise specified, all dimensions are in inches [millimeters])



**Note:**

- All data presented is collected from a sample lot. Actual data may vary unit to unit.
- All testing was performed under +25 °C case temperature.
- Eravant reserves the right to change the information presented without notice.
- Other mechanical configurations are available under different model numbers.

**Caution:**

- Exceeding absolute maximum ratings shown will damage the device.
- Exceeding the maximum bias voltage of **+12 V<sub>DC</sub>** will cause amplifier overheating and result the instability.
- The device is static sensitive. Always follow ESD rules when working with the device.
- The case temperature of the device shall never exceed +50 °C. Use proper heatsink or fan if necessary.
- Proper torque, 8.0 ± 0.15 inch-pounds (0.90 ± 0.02 Nm), should be applied. **Eravant torque wrench, model SCH-08008-S1, is highly recommended.**

