

SBL-5037533560-1515-S1

Coax Low Noise Amplifier, 50 to 75 GHz, 35 dB Gain, 6 dB NF

SBL-5037533560-1515-S1 is a low noise amplifier with a typical small signal gain of 35 dB across the frequency range of 50 to 75 GHz and a nominal noise figure of 6 dB. The DC power requirement for the amplifier is +8 V_{DC}/150 mA. The input and output port configurations are both WR-15 Waveguides with UG-385/U Anti-Cocking Flanges. Other port configurations, such as inline and right-angle waveguides, are also available under different model numbers.



Electrical Specifications:

Parameter	Minimum	Typical	Maximum
Frequency	50 GHz		75 GHz
Gain		35 dB	
Noise Figure		6 dB	
P _{1dB}		+10 dB	
Operational P _{in}			-10 dBm
P _{in} (Damage)			-5 dBm
Input Return Loss		8 dB	
Output Return Loss		8 dB	
DC Voltage	+6 V _{DC}	+8 V _{DC}	+15 V _{DC}
DC Supply Current		150 mA	
Specification Temperature		+25°C	
Operating Temperature	0°C		+50°C

Mechanical Specifications:

Item	Specification
RF Ports	WR-15 Waveguide with UG-385/U Anti-Cocking Flange
Bias	Solder Pin
Case Material	Aluminum
Finish	Gold Plated
Weight	1.3 Oz
Size	1.79" (W) x 1.40" (L) x 0.50" (H)
Outline	BU-SV-06-2-A

ECCN

EAR99

FEATURES

- High Gain
- Full Waveguide Band Performance

APPLICATIONS

- Low Noise Receivers
- Communication Systems
- IEEE 802.11.ad WiGig

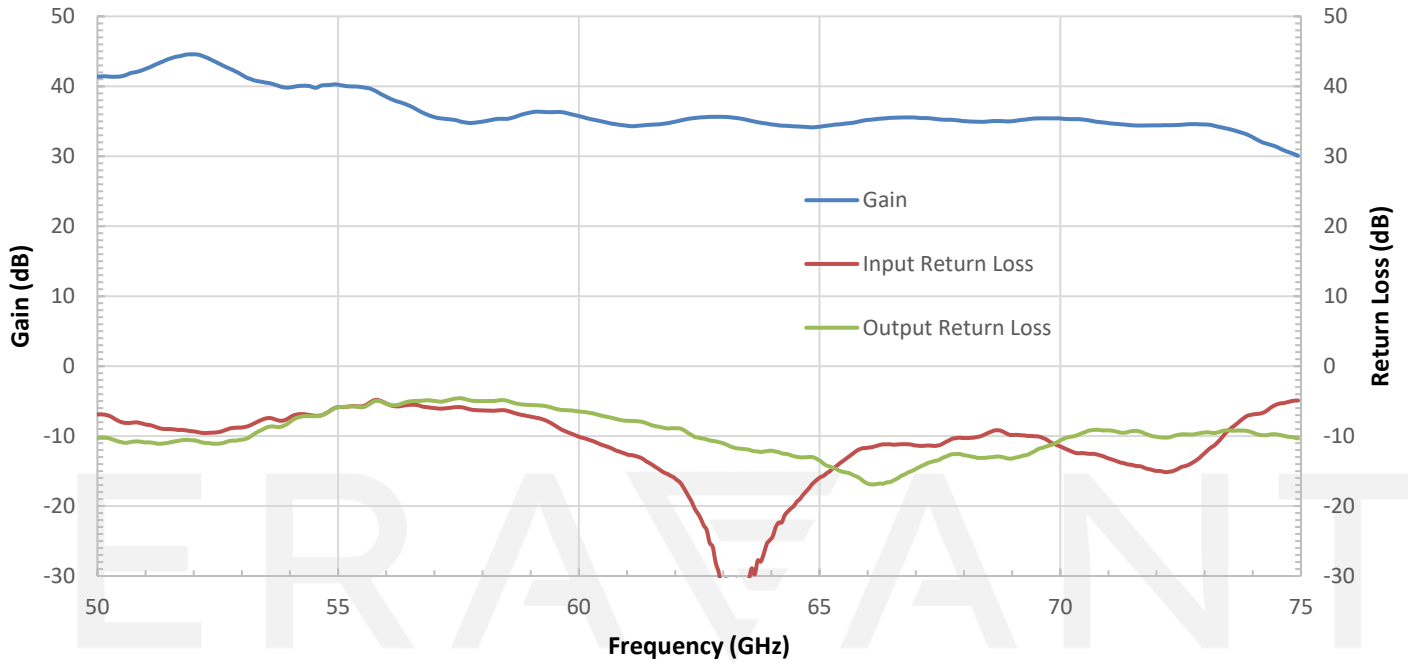
SUPPLEMENTAL DETAILS



SBL-5037533560-1515-S1

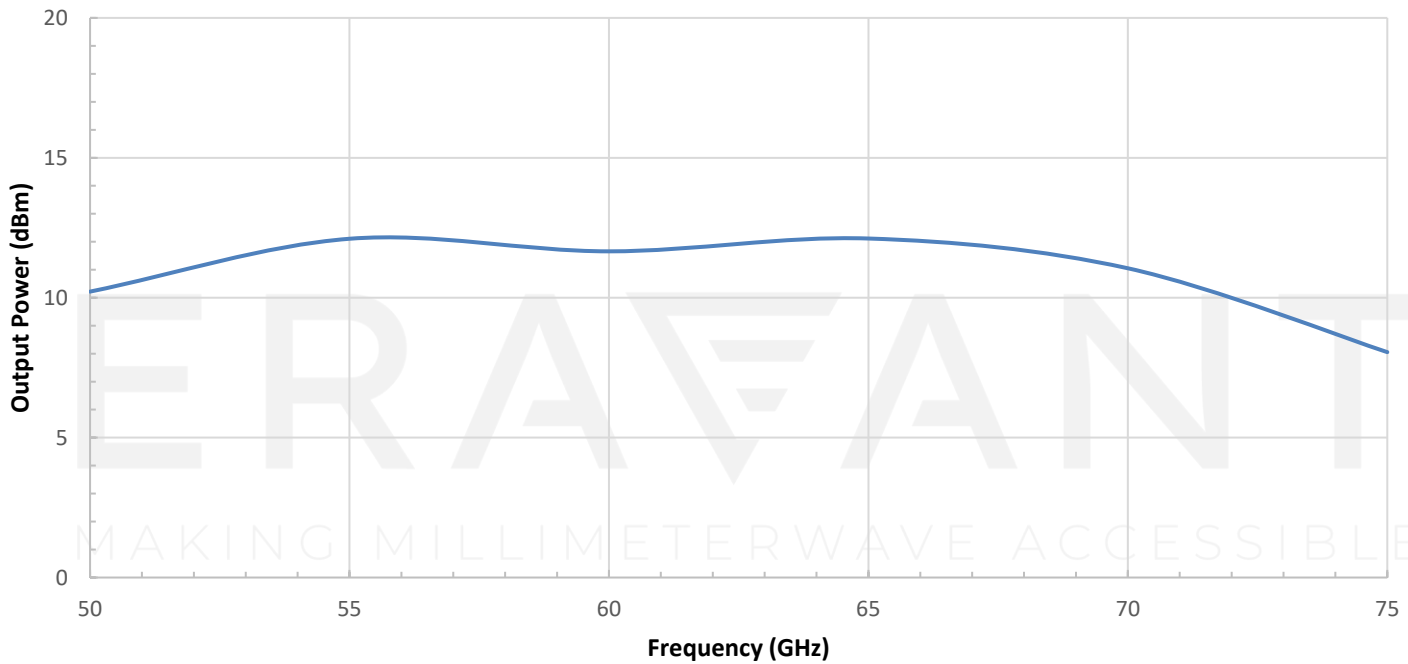
Gain and Return Loss vs. Frequency

Bias: +8 V_{DC}/151 mA



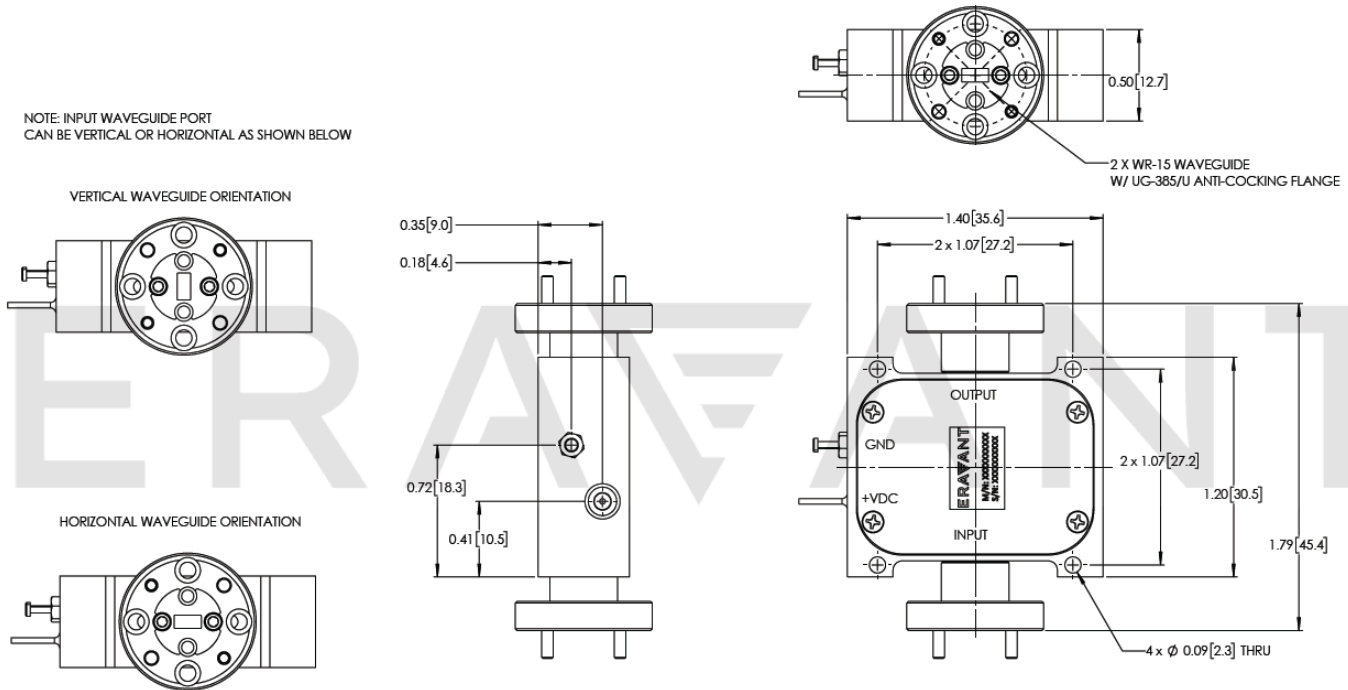
Output Power vs. Frequency

Bias: +8 V_{DC}/163 mA



SBL-5037533560-1515-S1

Mechanical Outline: (Unless otherwise specified, all dimensions are in inches [millimeters])



NOTE:

- On condition that test data is provided it is collected from a sample lot. Actual data may vary slightly from unit to unit. All testing is performed under +25 °C room temperature.
- On condition that simulated test data is provided, actual measured data may slightly vary.
- Other configurations are available under different model numbers.
- Eravant reserves the right to change the information presented without notice.

CAUTION:

- Exceeding absolute maximum rating shown will damage the device.
- The device is static sensitive. Always follow ESD rules when working with the device.
- The case temperature of the device shall never exceed +50 °C. Use proper heatsink or fan if necessary.
- If a waveguide is present, any foreign objects in the waveguide will cause performance degradation and may damage or destroy the unit.
- For 1.35 mm, 1.85 mm, 2.4 mm, 2.92 mm, and SMA connectors proper torque should be applied: 8.0 ± 0.15 inch-pounds (0.90 ± 0.02 Nm). Torque wrench model SCH-08008-S1 is highly recommended.