

U-Band Low Noise Amplifier, 40 to 60 GHz, 25 dB Gain, 4.0 dB NF

Description:

Model SBL-4036032540-VFVF-S1 is a low noise amplifier with a typical small signal gain of 25 dB across the frequency range of 40 to 60 GHz and a nominal noise figure of 4.0 dB. The DC power requirement for the amplifier is +8 V_{DC}/60 mA. The input and output port configurations are both female 1.85 mm (V) connectors. Other port configurations, such as inline and right-angle waveguides, are also available under different model numbers.



Features:

- Full Waveguide Band Operations
- State-of-the-Art Noise Figure

Applications:

- New 5G Bands
- Low Noise Receivers
- Communication Systems
- Radar Systems

Electrical Specifications:

Parameter	Minimum	Typical	Maximum
Frequency	40 GHz		60 GHz
Gain		25 dB	
Noise Figure		4.0 dB	
P _{1dB}		0 dBm	
P _{in}			+5 dBm
Input Return Loss		8 dB	
Output Return Loss		10 dB	
DC Voltage	+6 V _{DC}	+8 V _{DC}	+15 V _{DC}
DC Supply Current		60 mA	
Specification Temperature		+25 °C	
Operating Temperature	0 °C		+50 °C

Mechanical Specifications:

Item	Specification
RF Ports	1.85 mm (F)
Bias	Solder Pin
Case Material	Aluminum
Finish	Gold Plated
Weight	1.3 Oz
Size	1.20" (W) 1.20" (L) X 0.50" (H)
Outline	BG-SC-1

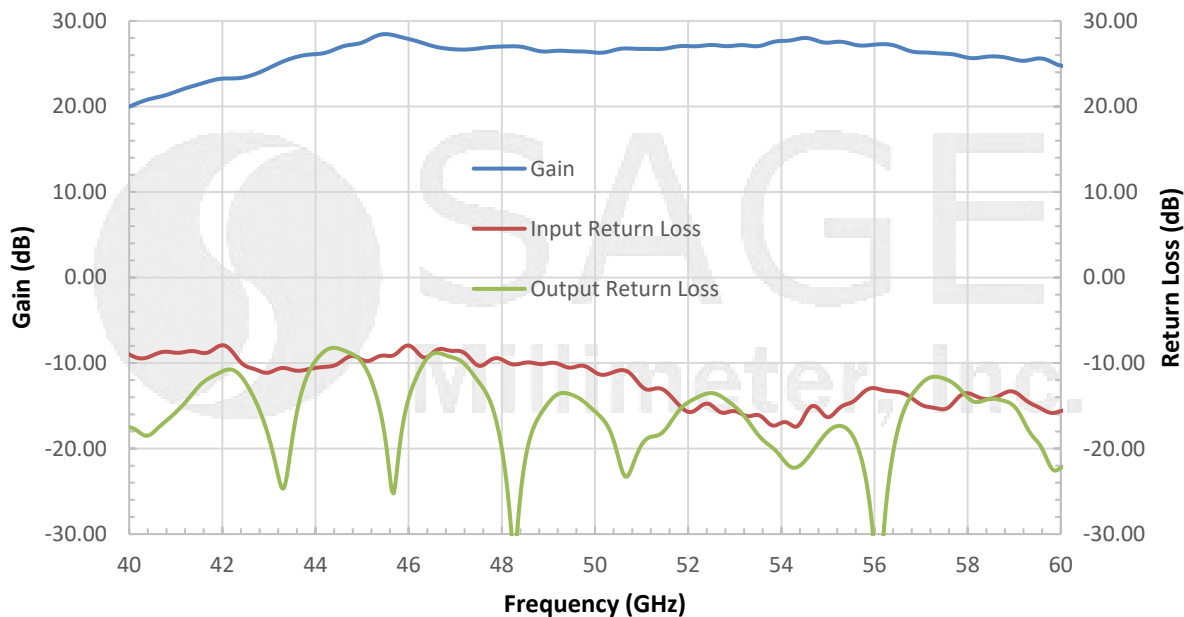




U-Band Low Noise Amplifier, 40 to 60 GHz, 25 dB Gain, 4.0 dB NF

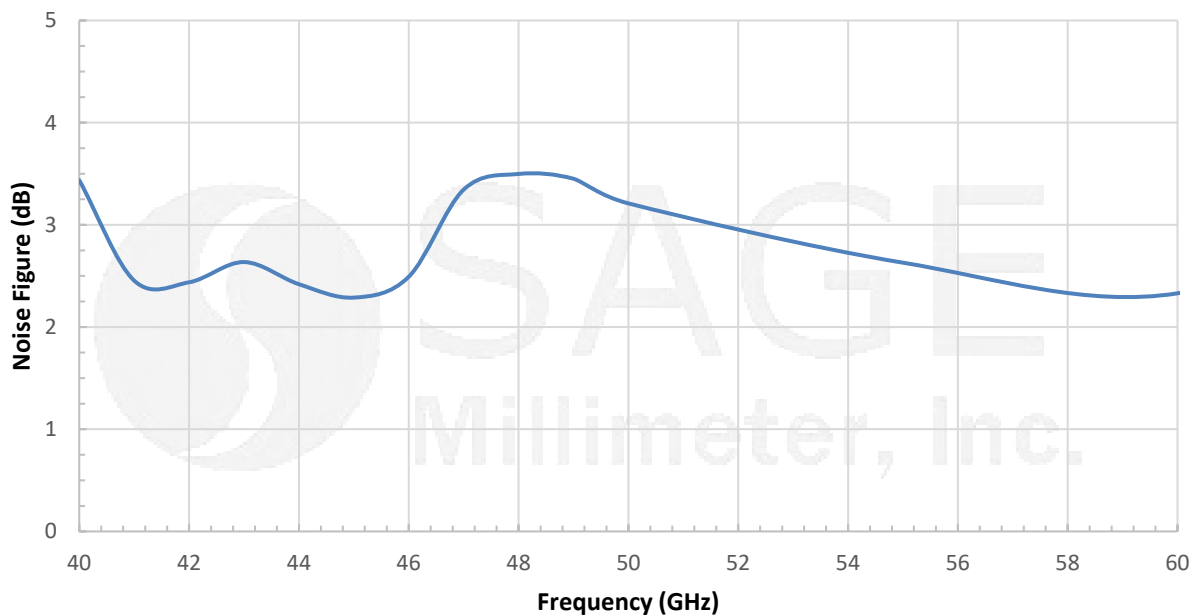
Gain and Return Loss vs. Frequency

Bias: +8 V_{DC}/65mA



Noise Figure vs. Frequency

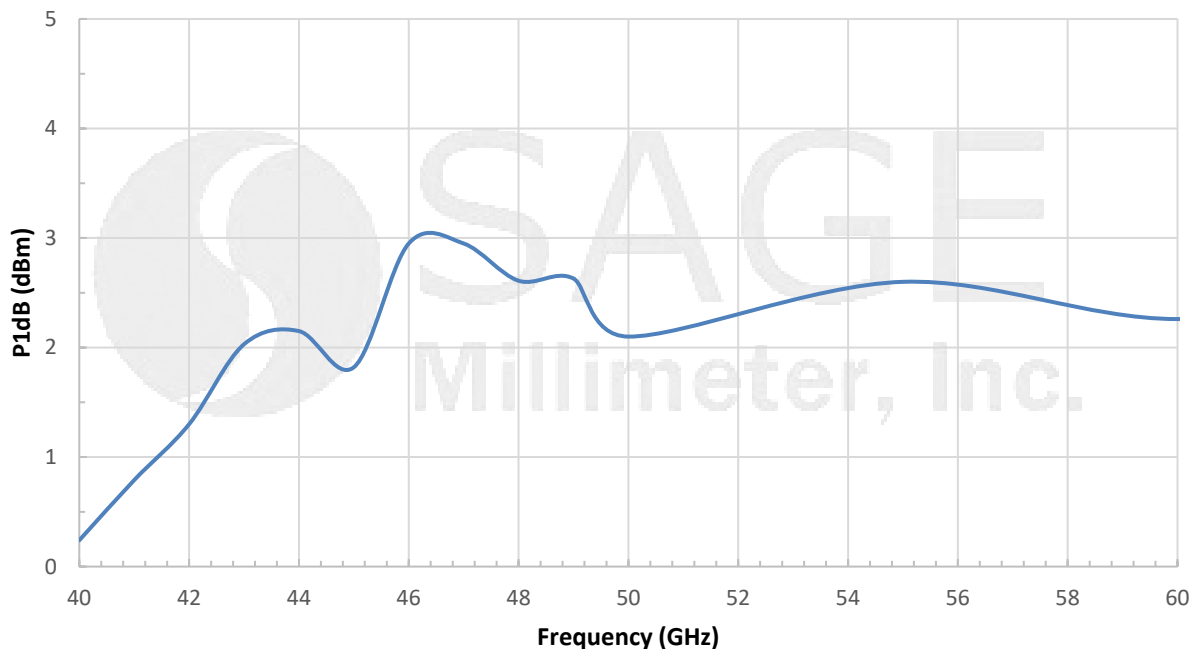
Bias: +8 V_{DC}/65mA



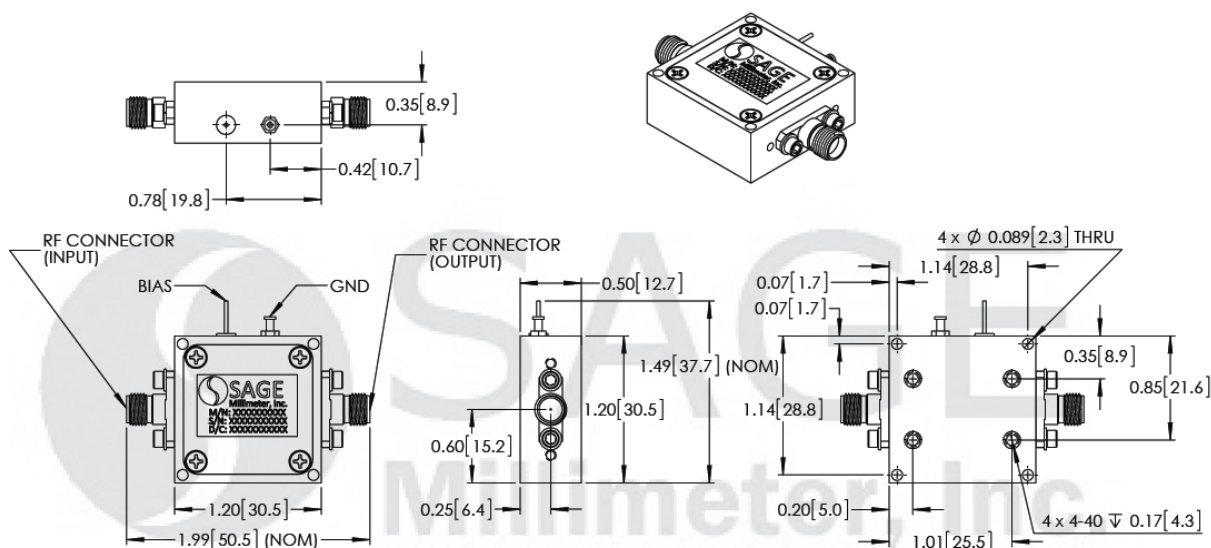
U-Band Low Noise Amplifier, 40 to 60 GHz, 25 dB Gain, 4.0 dB NF

P1dB vs. Frequency

Bias: +8V_{DC}/67mA



Mechanical Outline: (Unless otherwise specified, all dimensions are in inches [millimeters])





U-Band Low Noise Amplifier, 40 to 60 GHz, 25 dB Gain, 4.0 dB NF

Note:

- All data presented is collected from a sample lot. Actual data may vary unit to unit.
- All testing was performed under +25 °C case temperature.
- Eravant reserves the right to change the information presented without notice.
- Other mechanical configurations are available under different model numbers.

Caution:

- Exceeding absolute maximum ratings shown will damage the device.
- The device is static sensitive. Always follow ESD rules when working with the device.
- The case temperature of the device shall never exceed +50 °C. Use proper heatsink or fan if necessary.
- Proper torque, 8.0 ± 0.15 inch-pounds (0.90 ± 0.02 Nm), should be applied. **Eravant torque wrench, model SCH-08008-S1, is highly recommended.**

