



## Ka-Band Low Noise Amplifier, 33 to 37 GHz, 40 dB Gain, 3 dB NF

### Description:

**Model SBL-3333734030-2828-S1** is a low noise amplifier with a typical small signal gain of 40 dB and a nominal noise figure of 3 dB across the frequency range of 33 to 37 GHz. The DC power requirement for the amplifier is +8 V<sub>DC</sub>/205 mA. The input and output port configurations are both WR-28 waveguides. Other port configurations, such as K connectors or WR-28 waveguides for either the input or output port, are also available under different model numbers.



### Features:

- Full Waveguide Band Operation
- State-of-the-Art Noise Figure
- Good Gain Flatness

### Applications:

- 5G Systems
- Radar Systems
- Communication Systems
- Low Noise Receivers

### Electrical Specifications:

Parameter	Minimum	Typical	Maximum
Frequency	33 GHz		37 GHz
Gain		40 dB	
Noise Figure		3 dB	
P <sub>in</sub>			-20 dBm
P <sub>1dB</sub>		+10 dBm	
Input Return Loss		10 dB	
Output Return Loss		10 dB	
DC Voltage	+6 V <sub>DC</sub>	+8 V <sub>DC</sub>	+16 V <sub>DC</sub>
DC Supply Current		205 mA	
Specification Temperature		+25 °C	
Operating Temperature	0 °C		+50 °C

### Mechanical Specifications:

Item	Specification
Input Port	WR-28 Waveguide with UG-599/U Flange
Output Port	WR-28 Waveguide with UG-599/U Flange
Bias	Solder Pin
Case Material	Aluminum
Finish	Gold Plated
Weight	1.9 Oz
Size	1.20" (W) X 2.20" (L) X 0.50" (H)
Outline	BG-SA-1

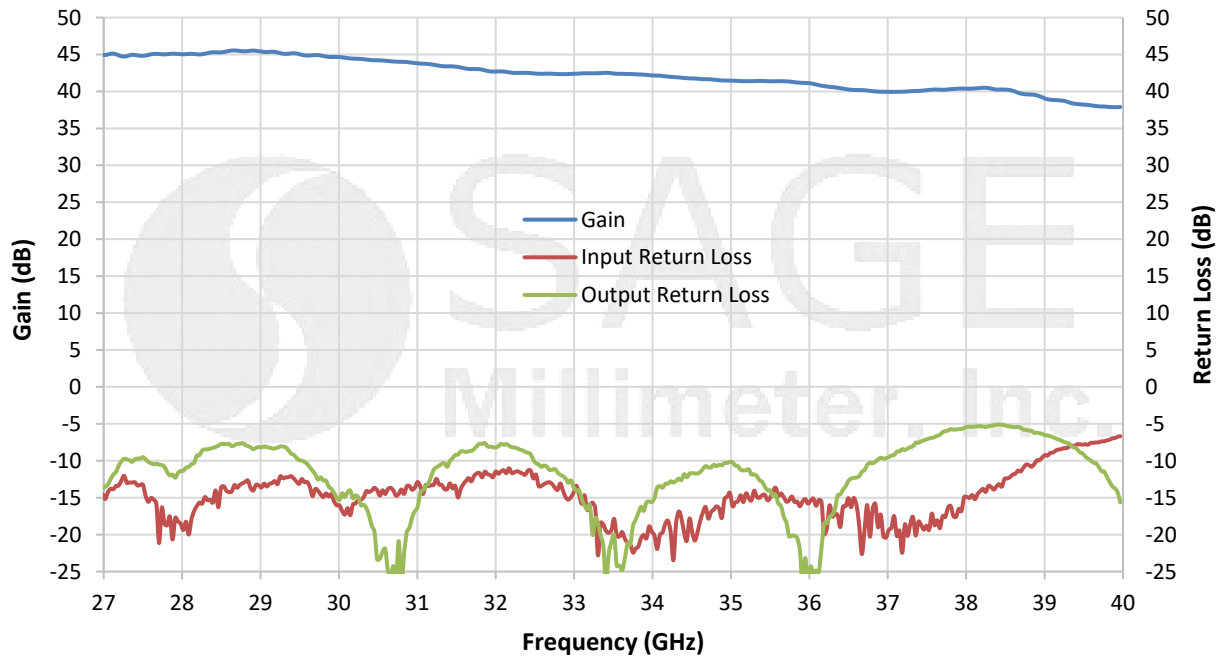




## Ka-Band Low Noise Amplifier, 33 to 37 GHz, 40 dB Gain, 3 dB NF

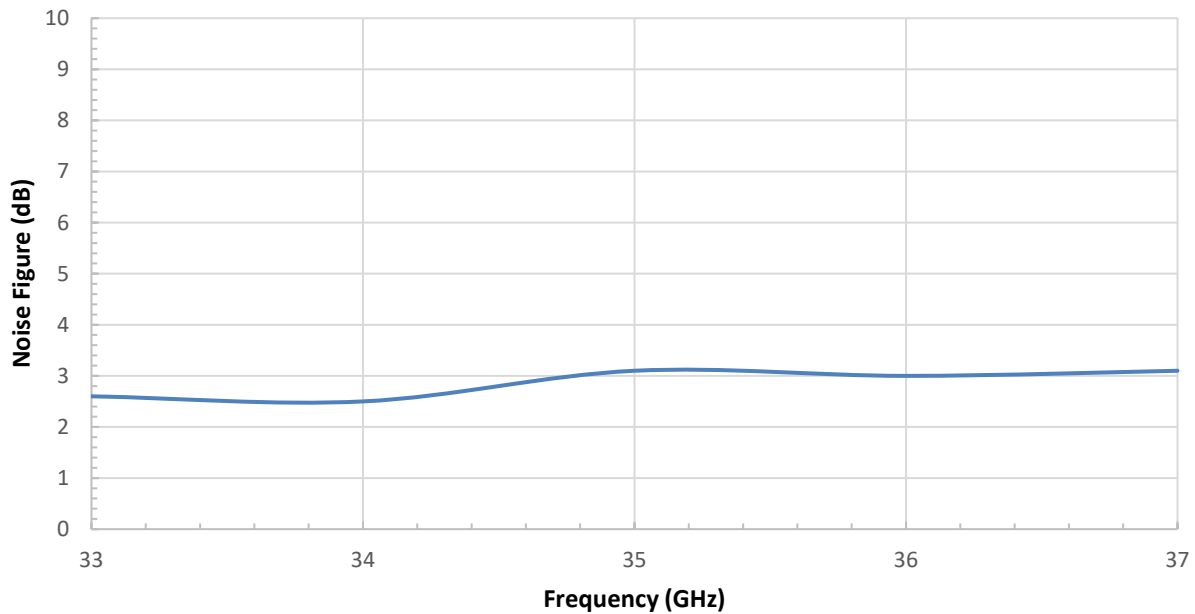
### Gain and Return Loss vs. Frequency

$V_{DC} = +8\text{ V}$ ,  $I_{DC} = 205\text{ mA}$



### Noise Figure vs. Frequency

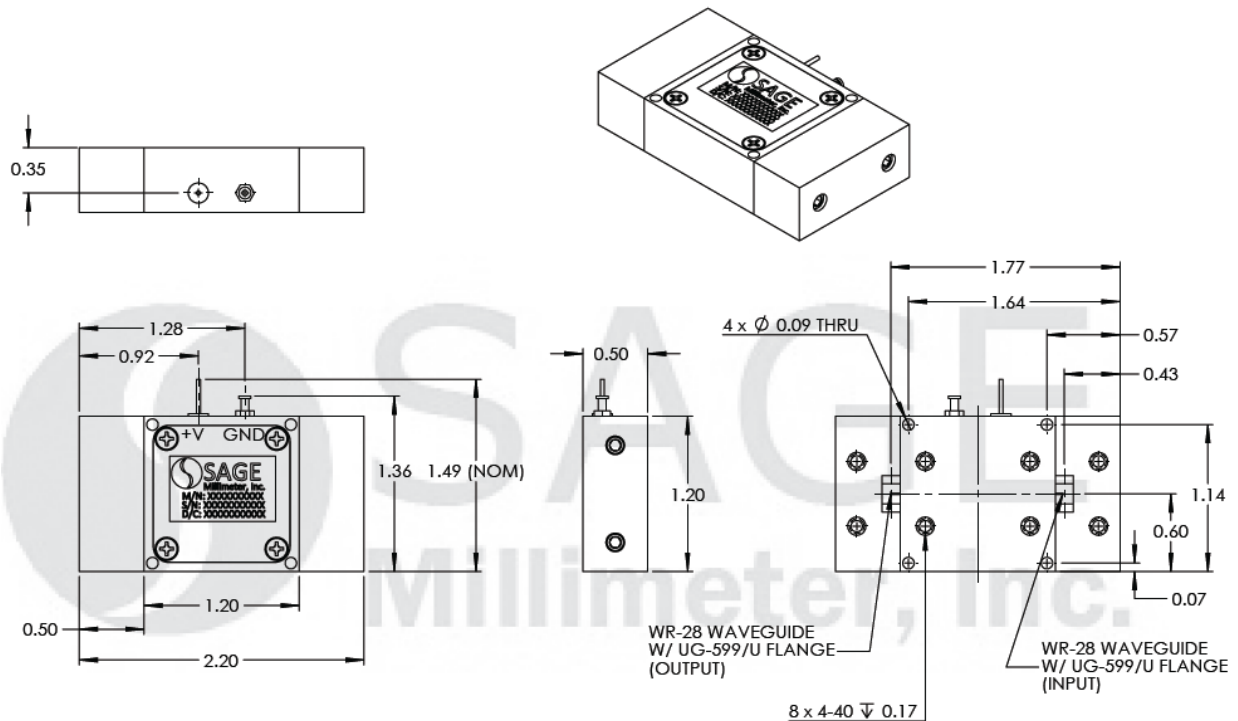
Bias:  $+8V_{DC}/205\text{ mA}$





## Ka-Band Low Noise Amplifier, 33 to 37 GHz, 40 dB Gain, 3 dB NF

**Mechanical Outline:** (Unless otherwise specified, all dimensions are in inches)



**Note:**

- All data presented is collected from a sample lot. Actual data may vary unit to unit.
- All testing was performed under +25 °C case temperature.
- Eravant reserves the right to change the information presented without notice.
- Other mechanical configurations are available under different model numbers.

**Caution:**

- Exceeding absolute maximum ratings shown will damage the device.
- The device is static sensitive. Always follow ESD rules when working with the device.
- The case temperature of the device shall never exceed +50 °C. Use proper heatsink or fan if necessary.
- Any foreign objects in the waveguide will cause performance degradation and may damage the device.

