



Ka-Band Low Noise Amplifier, 26.5 to 40 GHz, 20 dB Gain, 3 dB NF

Description:

Model SBL-2634032030-KF28-E1 is a low noise amplifier with a typical small signal gain of 20 dB and a nominal noise figure of 3 dB across the frequency range of 26.5 to 40 GHz. The DC power requirement for the amplifier is +8 V_{DC}/70 mA. The input port configuration is female K connector and the output port is a WR-28 Uni-Guide™ waveguide. Other port configurations, such as male K connectors for either the input or output port, are also available under different model numbers.



Features:

- Full Waveguide Band Operation
- State-of-the-Art Noise Figure
- Good Gain Flatness

Applications:

- Radar Systems
- Communication Systems
- Low Noise Receivers

Electrical Specifications:

Parameter	Minimum	Typical	Maximum
Frequency	26.5 GHz		40.0 GHz
Gain		20 dB	
Noise Figure		3 dB	
P _{1dB}		+8 dBm	
P _{in}			-1 dBm
Input Return Loss		10 dB	
Output Return Loss		10 dB	
DC Voltage		+8 V _{DC}	+15 V _{DC}
DC Supply Current		70 mA	
Specification Temperature		+25 °C	
Operating Temperature	0 °C		+50 °C

Mechanical Specifications:

Item	Specification
Input Port	K (F) Connector
Output Port	WR-28 Uni-Guide™ Waveguide with UG-599/U Compatible Flange
Bias	Solder Pin
Case Material	Aluminum
Finish	Gold Plated
Weight	1.6 Oz
Size	1.63" (L) X 1.20" (W) X 0.75" (H)
Outline	FA-SA-2CW

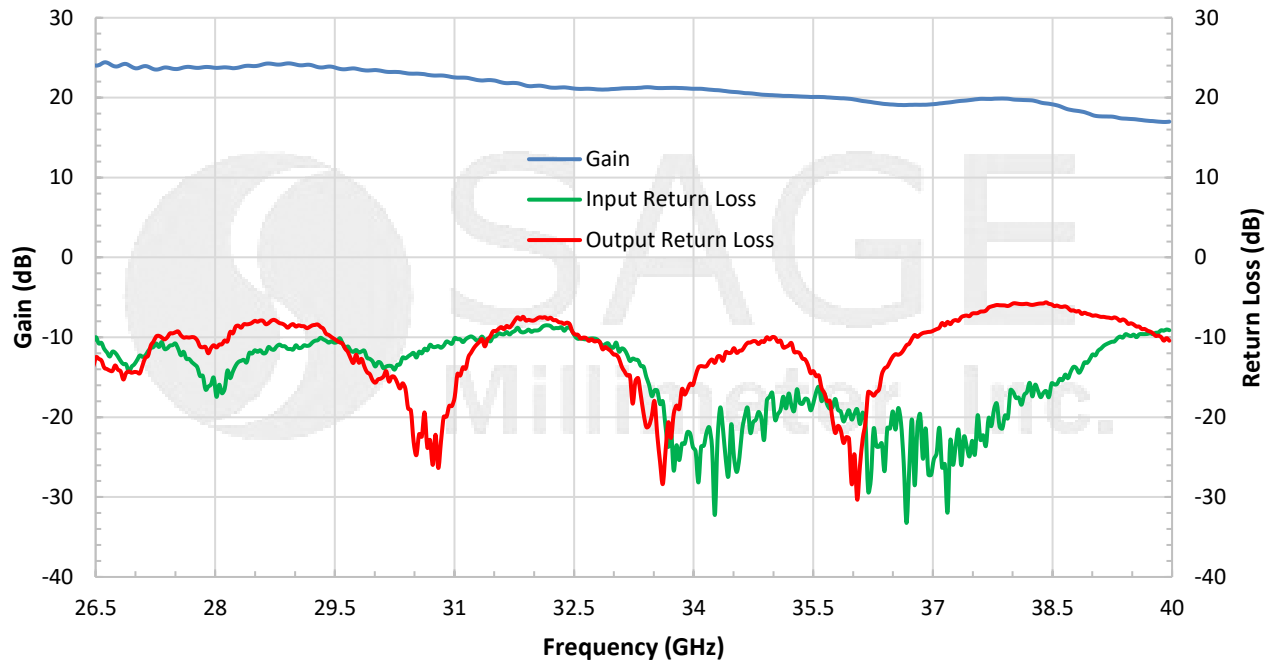




Ka-Band Low Noise Amplifier, 26.5 to 40 GHz, 20 dB Gain, 3 dB NF

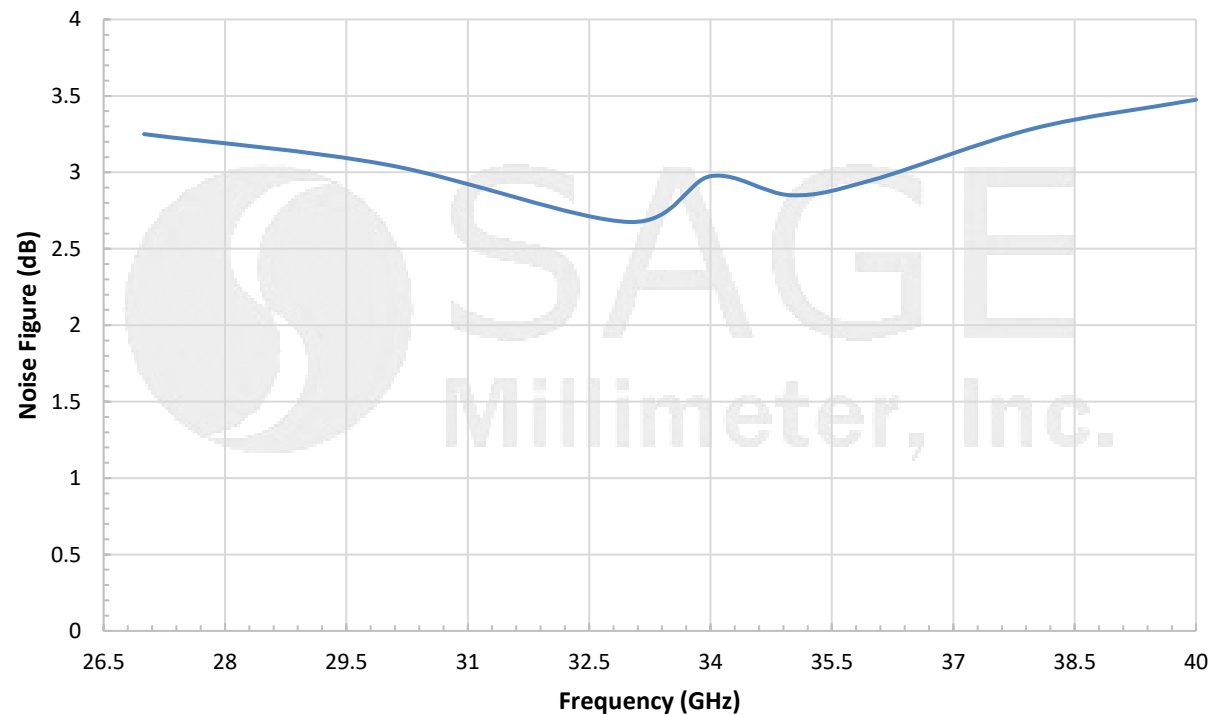
Typical Gain and Return Loss vs. Frequency

Bias: +8 V_{DC}/66 mA



Typical Noise Figure vs. Frequency

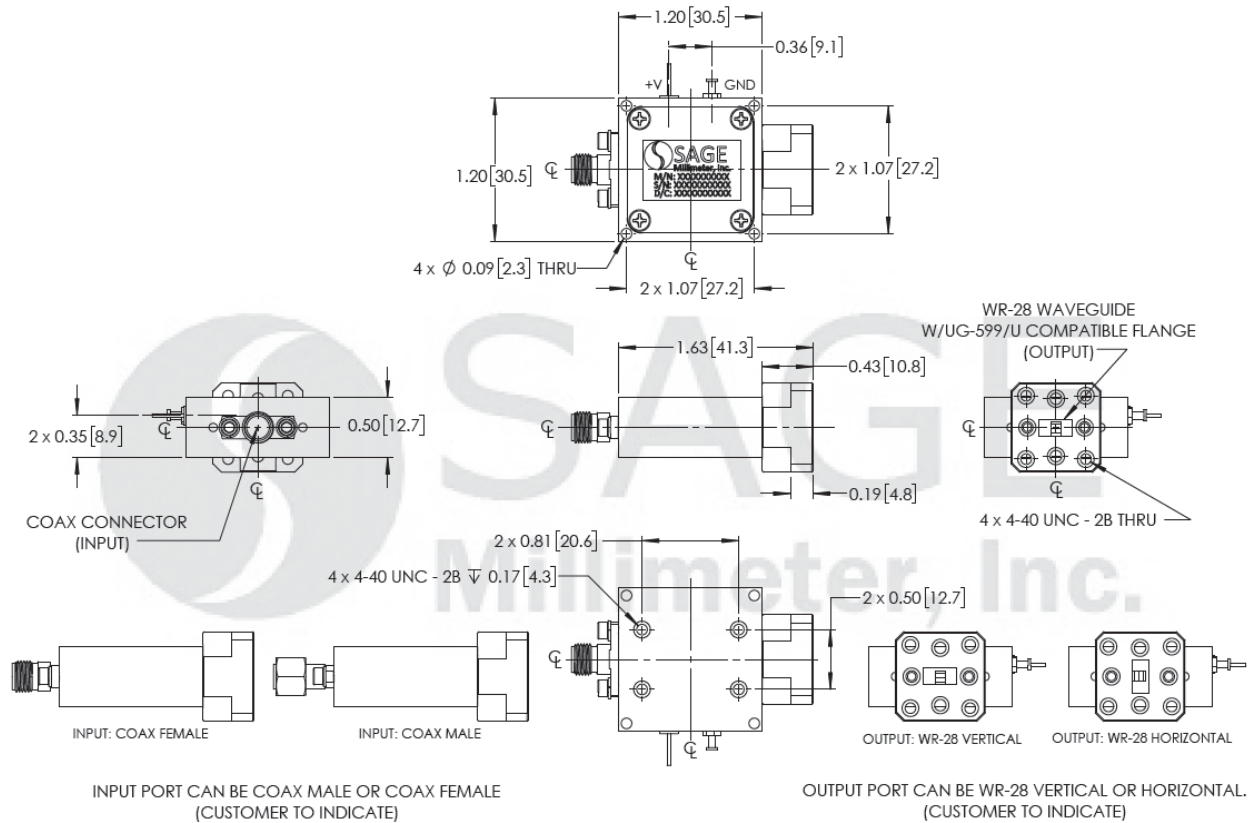
Bias: +8 V_{DC}/66 mA





Ka-Band Low Noise Amplifier, 26.5 to 40 GHz, 20 dB Gain, 3 dB NF

Mechanical Outline: (Unless otherwise specified, all dimensions are in inches [millimeters])



Note:

- All data presented is collected from a sample lot. Actual data may vary unit to unit.
- All testing was performed under +25 °C case temperature.
- The amplifier employs SAGE Millimeter’s trademarked and patent pending technology, **Uni-Guide™**, as its waveguide interfaces. The orientation of the input and the output waveguides can be specified through corresponding model numbers. For example, the model number for a horizontal output waveguide configuration would be **SBL-2634032030-KF28H-E1** instead of the default **SBL-2634032030-KF28-E1** which indicates vertical orientation output.
- Other mechanical configurations are available under different model numbers.
- SAGE Millimeter, Inc. reserves the right to change the information presented without notice.

Caution:

- Exceeding absolute maximum ratings shown will damage the device.
- Exceeding the maximum bias voltage of **+16 V_{DC}** will cause amplifier overheating and result the instability.
- The device is static sensitive. Always follow ESD rules when working with the device.



Ka-Band Low Noise Amplifier, 26.5 to 40 GHz, 20 dB Gain, 3 dB NF

- The case temperature of the device shall never exceed +50 °C. Use proper heatsink or fan if necessary.
- Any foreign objects in the waveguide will cause performance degradation and may damage the device.

