



## WR-10 Pyramidal Horn Antenna, 25 dBi Gain

### Description:

**Model SAR-2507-10-S2** is a W-band pyramidal horn antenna that operates from 75 GHz to 110 GHz. The antenna offers 25 dBi nominal gain and a typical half power beamwidth of 9 degrees on the E-plane and 10 degrees on the H-plane. The antenna supports linear polarized waveforms. The input of this antenna is a WR-10 waveguide with UG-387/U-M flange.



### Features:

- Rectangular Waveguide Interface
- Precisely Machined and Gold Plated
- Linear Polarization
- High Return Loss

### Applications:

- Antenna Ranges
- Antenna Gain Measurements
- System Setups

### Electrical Specifications:

Parameter	Minimum	Typical	Maximum
Frequency	75 GHz		110 GHz
Gain	23.5 dBi	25 dBi	26 dBi
Polarization	Linear		
E-Plane 3 dB Beamwidth		9°	
H-Plane 3 dB Beamwidth		10°	
Sidelobes, E-Plane		-14 dB	
Sidelobes, H-Plane		-30 dB	
Return Loss		23 dB	
Specification Temperature		+25 °C	
Operation Temperature	-40 °C		+85 °C

### Mechanical Specifications:

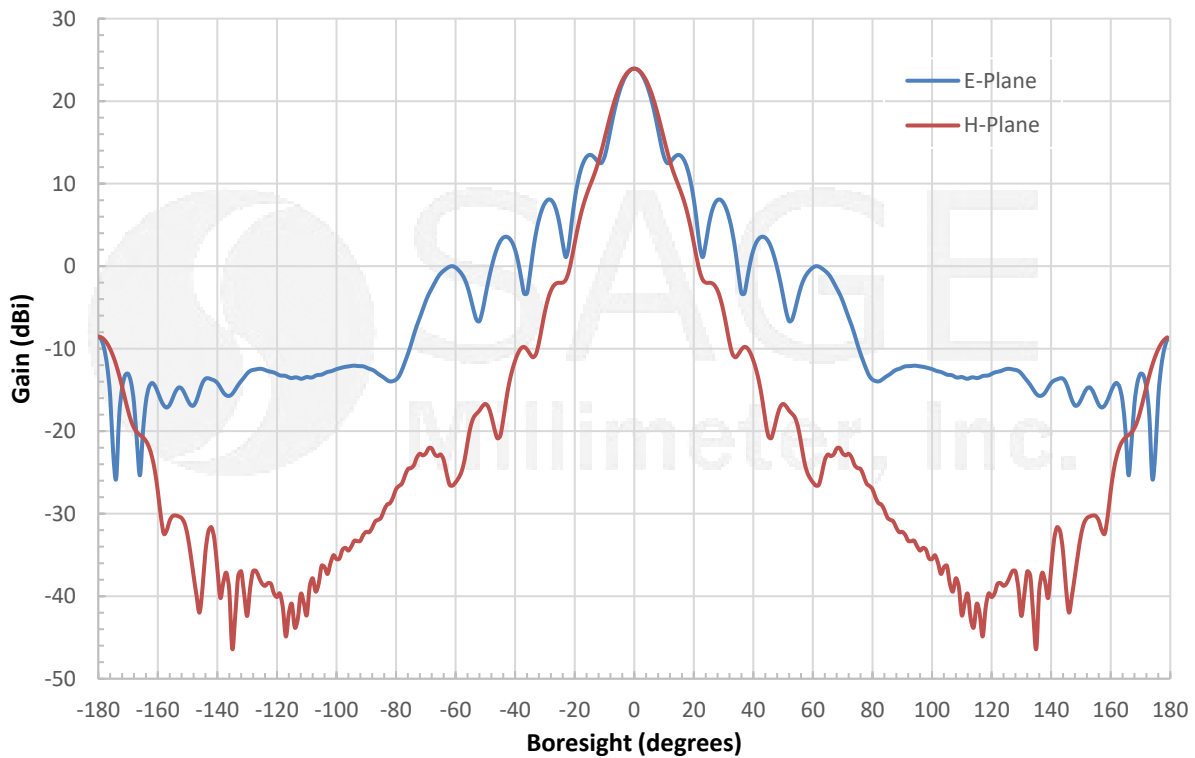
Item	Specification
Antenna Port	WR-10 Waveguide
Flange Type	UG-387/U-M Flange
Size	2.70" (L) X 1.09" (W) X 0.89"(H)
Material	Brass
Finish	Gold Plated
Weight	1.3 Oz
Outline	AR-W3



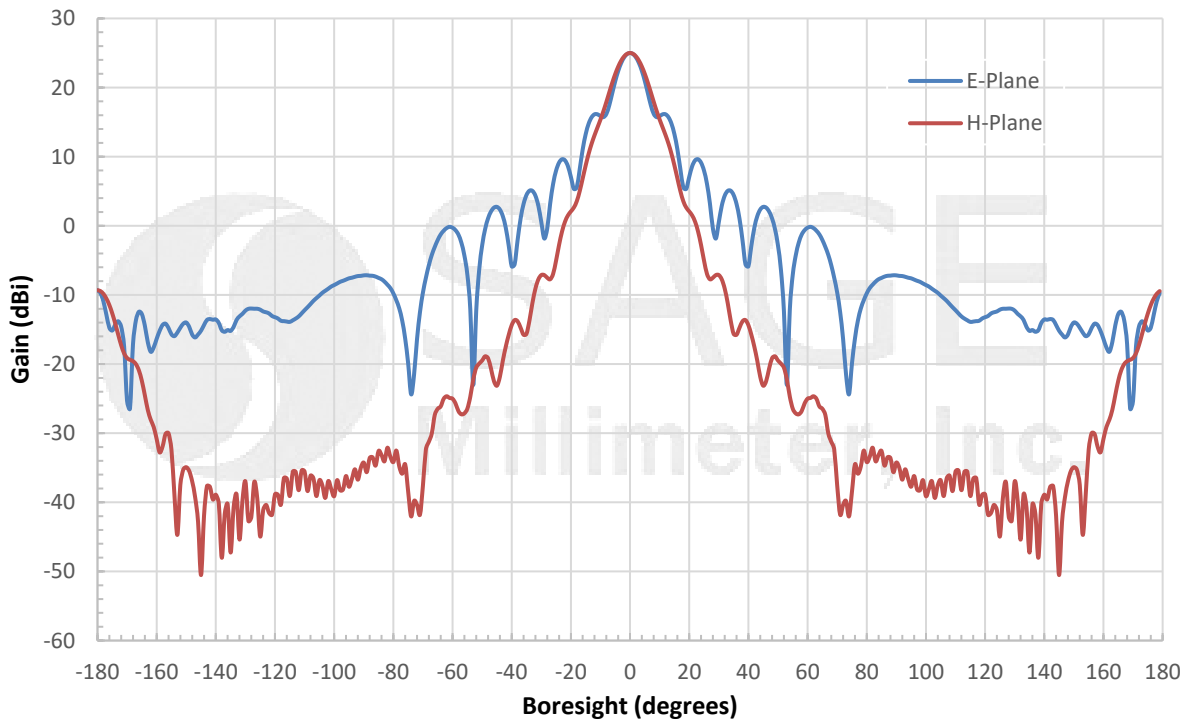


## WR-10 Pyramidal Horn Antenna, 25 dBi Gain

### Simulated Antenna Patterns @ 75 GHz



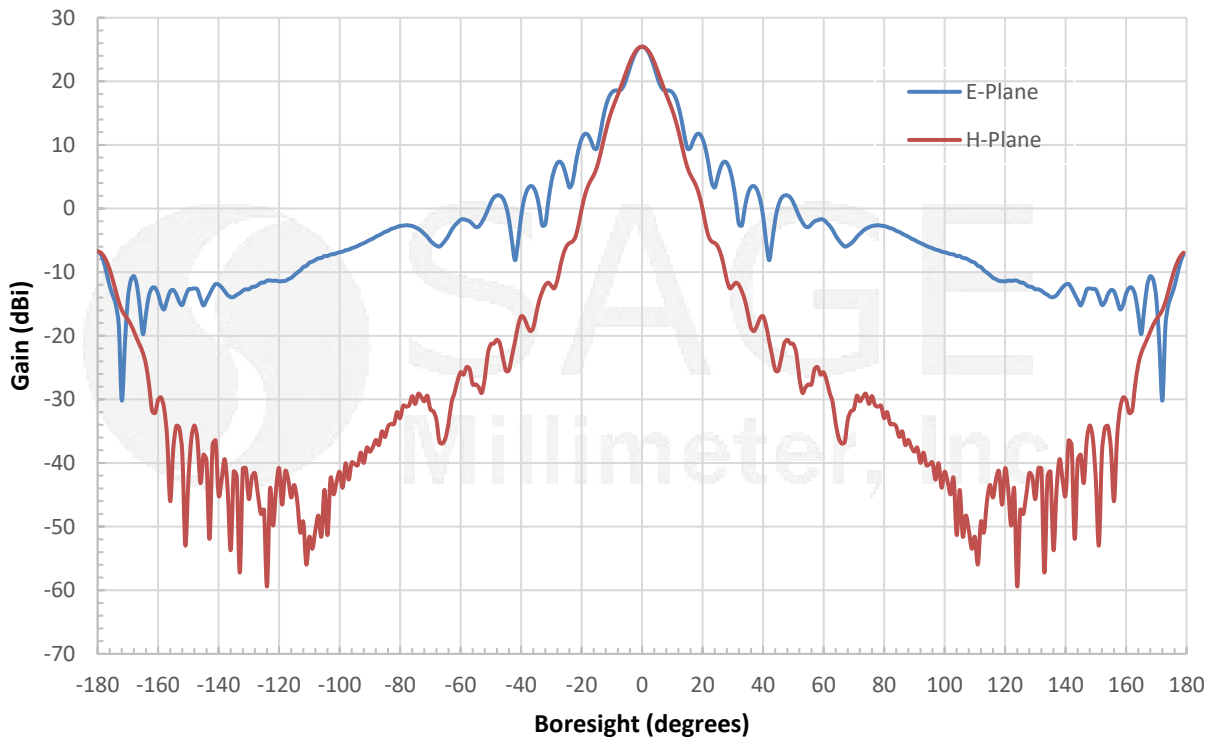
### Simulated Antenna Patterns @ 92 GHz



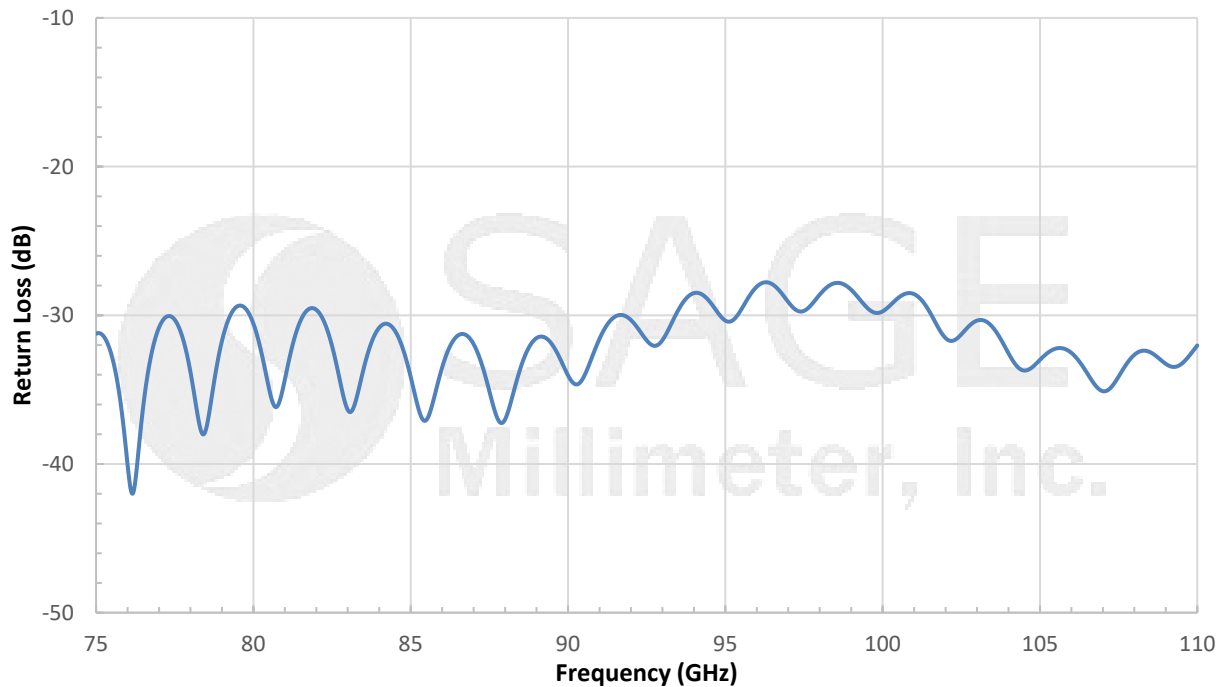


## WR-10 Pyramidal Horn Antenna, 25 dBi Gain

### Simulated Antenna Patterns @ 110 GHz

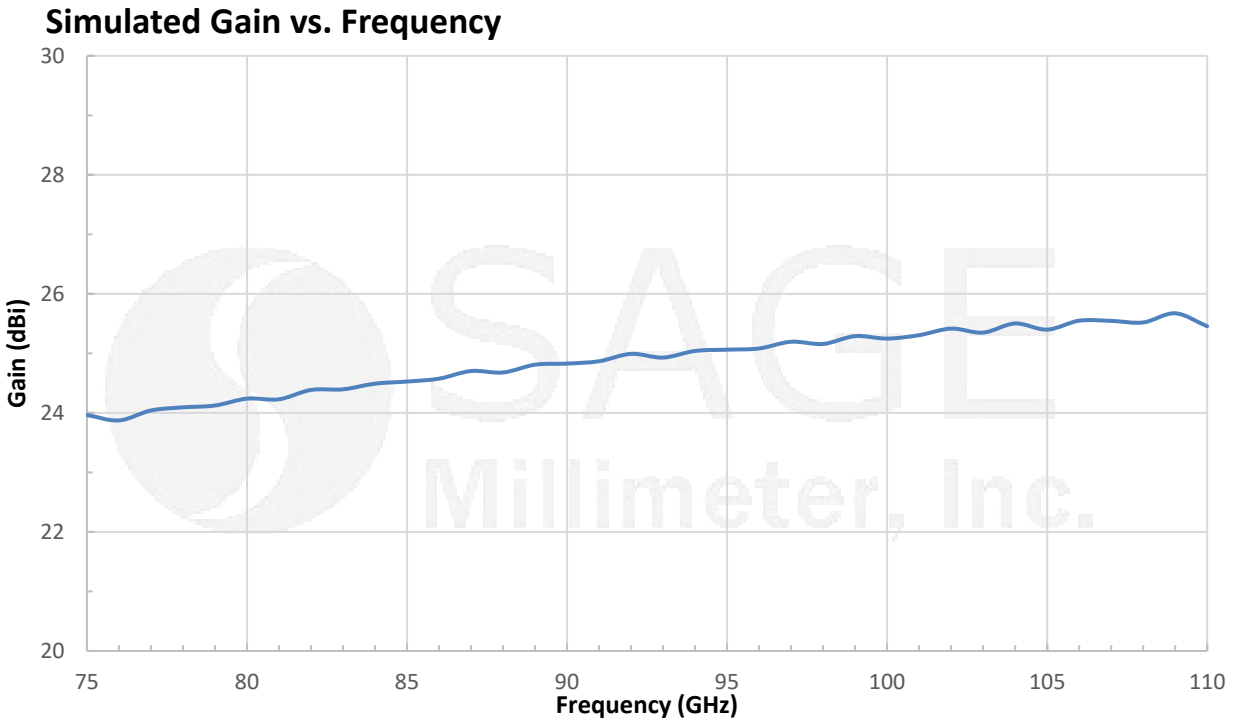


### Simulated Return Loss vs. Frequency

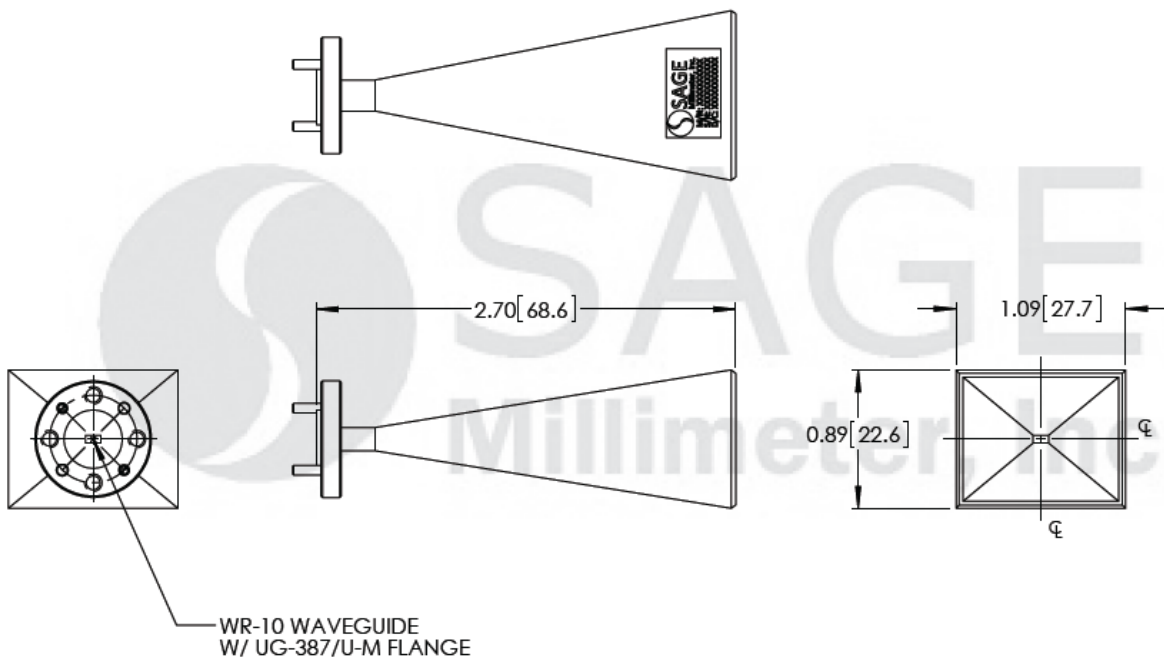




## WR-10 Pyramidal Horn Antenna, 25 dBi Gain



**Mechanical Outline:** (Unless otherwise specified, all dimensions are in inches [millimeters])





## WR-10 Pyramidal Horn Antenna, 25 dBi Gain

**Note:**

- This antenna is a mature product. The reasons for only providing simulated data can be found in the following blog [here](#).
- Eravant reserves the right to change the information presented without notice.

**Caution:**

- Any foreign objects in the waveguide will cause performance degradation and possible device damage.

