




WR-28 Pyramidal Horn Antenna, 23 dBi Gain with 2.4 mm Coax Input

Description:

Models SAR-2309-282F-R2 and SAR-2309-282M-R2 are Ka-band pyramidal horn antennas with right angle (90°) 2.4 mm coax connectors to cover the frequency range of 26.5 GHz to 40 GHz. The antennas offer 23 dBi nominal gain and a typical half power beamwidth of 10 degrees on the E-plane and 11 degrees on the H-plane. The antennas support linear polarized waveforms.



Features:

- Inline Configuration
- Linear Polarization
- DC Open Circuit at Input

Applications:

- Antenna Ranges
- Antenna Gain Measurements
- System Setups

Electrical Specifications:

Parameter	Minimum	Typical	Maximum
Frequency	26.5 GHz		40 GHz
Gain	21.5 dBi	23 dBi	24 dBi
Polarization		Linear	
3 dB Beamwidth, E-Plane		10°	
3 dB Beamwidth, H-Plane		11°	
Sidelobes, E-Plane		-14 dB	
Sidelobes, H-Plane		-30 dB	
Return Loss		20 dB	
Power Handling			40 W (CW)
Specification Temperature		+25 °C	
Operating Temperature	-45 °C		+85 °C

Mechanical Specifications:

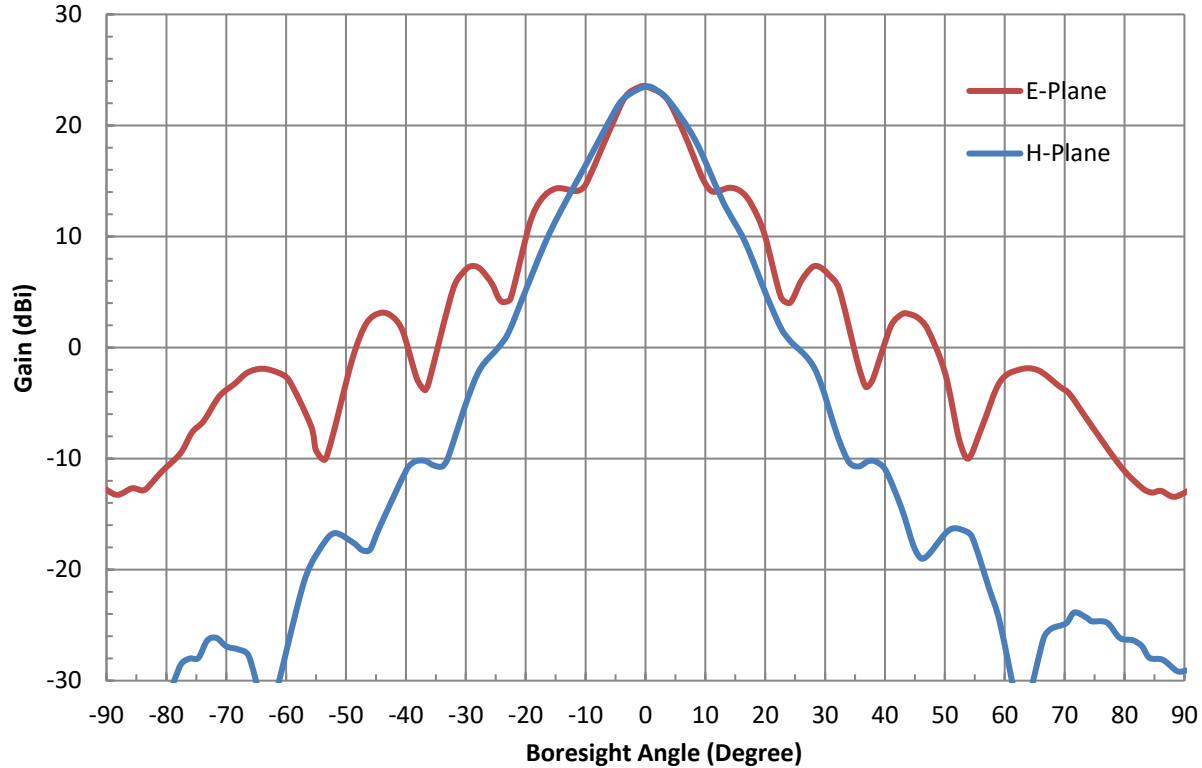
Item	Specification
Antenna Port (F)	2.4 mm Female for Model Number: SAR-2309-282F-R2
Antenna Port (M)	2.4 mm Male for Model Number: SAR-2309-282M-R2
Size	5.40" (L) X 2.30" (W) X 1.86" (H)
Material	Aluminum
Connector Material	Stainless Steel
Finish	Gold Plated
Weight	2.0 Oz
Outline	AR-AC2-R



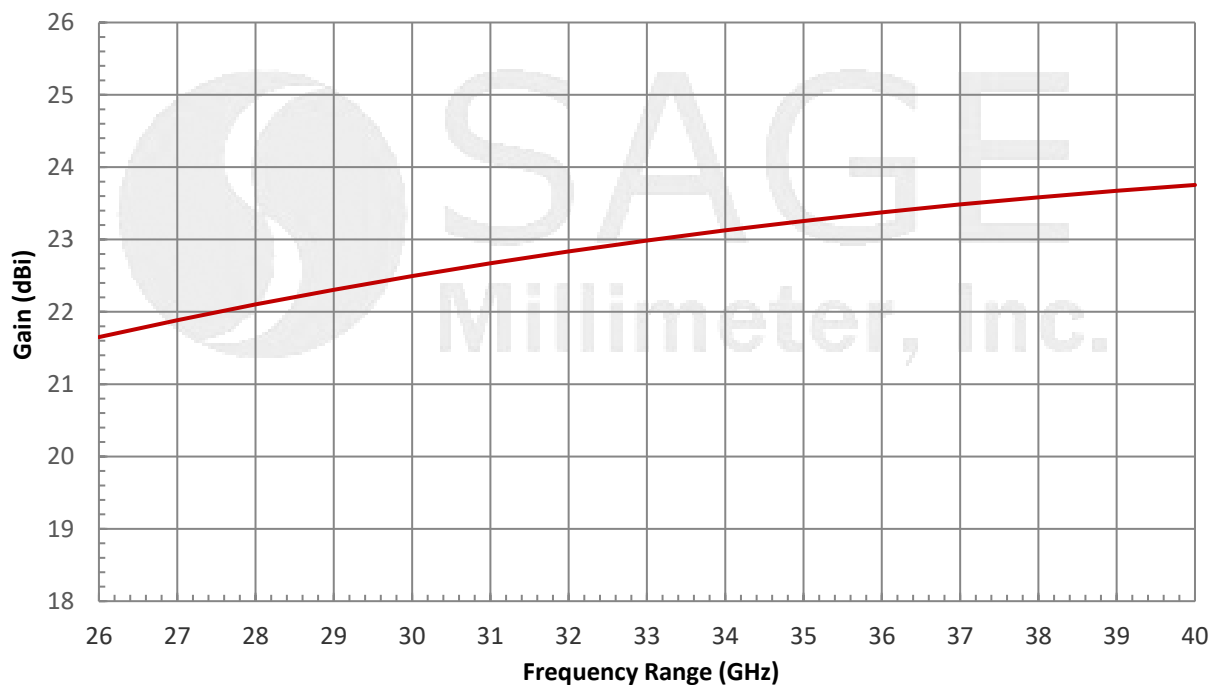


WR-28 Pyramidal Horn Antenna, 23 dBi Gain with 2.4 mm Coax Input

Typical Antenna Pattern @ 33.25 GHz



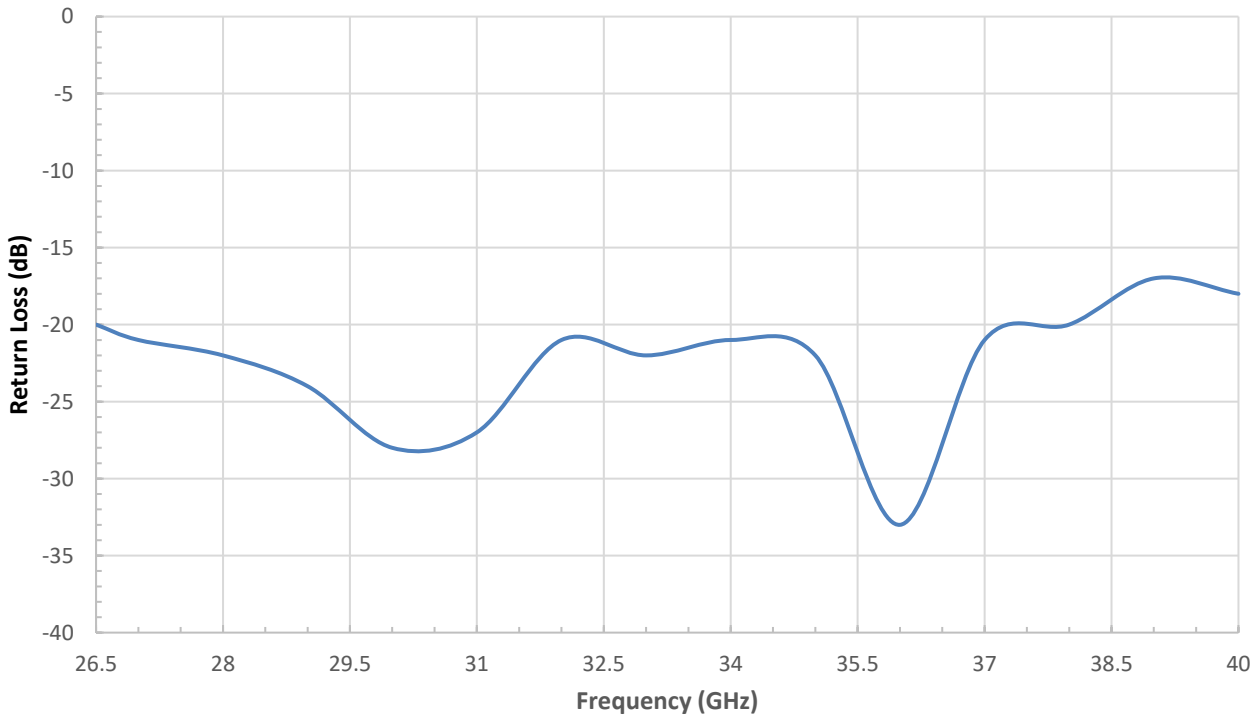
Typical Gain vs. Frequency



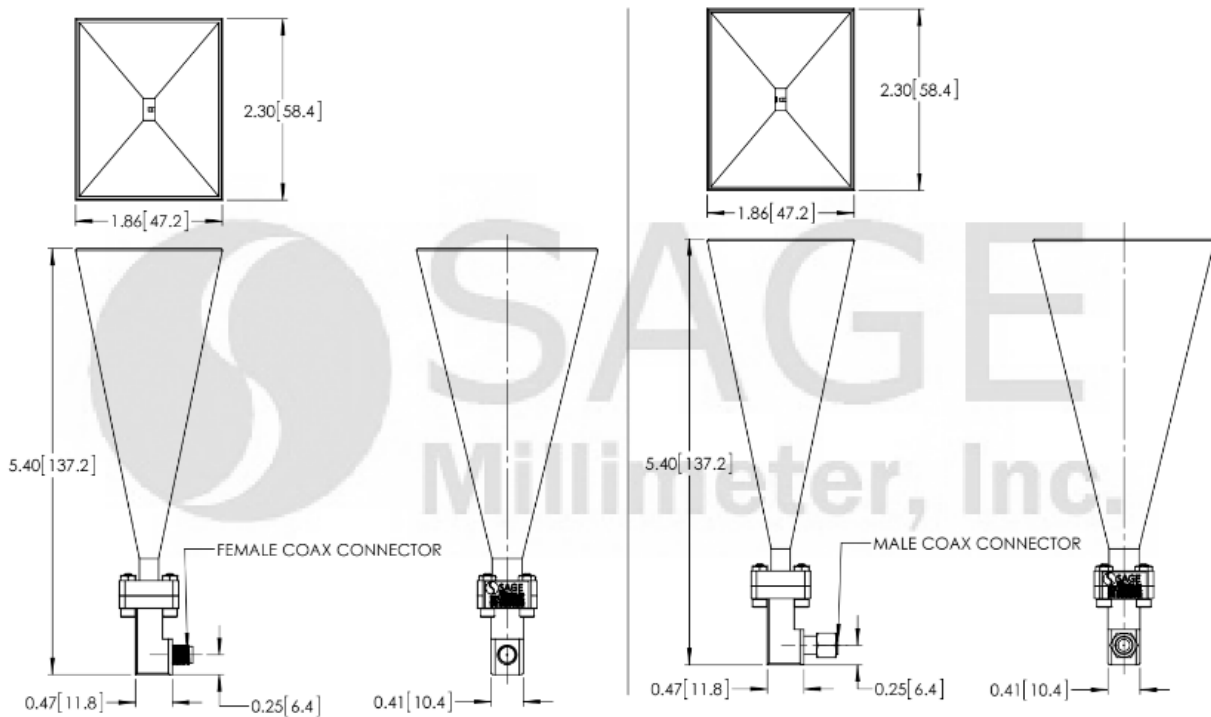


WR-28 Pyramidal Horn Antenna, 23 dBi Gain with 2.4 mm Coax Input

Typical Measured Return Loss vs. Frequency



Mechanical Outline: (Unless otherwise specified, all dimensions are in inches [millimeters])





WR-28 Pyramidal Horn Antenna, 23 dBi Gain with 2.4 mm Coax Input

Note:

- This antenna is a mature product. The reasons for only providing simulated data can be found in the following blog [here](#).
- All testing was performed under 25°C room temperature.
- Eravant reserves the right to change the information presented without notice.

Caution:

- Any foreign objects in the antenna will cause performance degradation and possible device damage.
- Proper torque, 8.0 ± 0.15 inch-pounds (0.92 ± 0.05 Nm), should be applied. **Eravant torque wrench, model SCH-08008-S1, is highly recommended.**

