



## WR-22 Pyramidal Horn Antenna, 23 dBi Gain with 1.85 mm Coax Input

### Description:

Models SAR-2309-22VF-E2 and SAR-2309-22VM-E2 are Q-band pyramidal horn antennas with end launch (180°) 1.85 mm coax connectors to cover the frequency range of 33 GHz to 50 GHz. The antennas offer 23 dBi nominal gain and a typical half power beamwidth of 10 degrees on the E-plane and 11 degrees on the H-plane. The antennas support linear polarized waveforms. Right angle (90°) 1.85 mm connector configurations are available under models SAR-2309-22VF-R2 and SAR-2309-22VM-R2.



### Features:

- Inline Configuration
- Linear Polarization
- DC Short Circuit at Input

### Applications:

- Antenna Ranges
- Antenna Gain Measurements
- System Setups

### Electrical Specifications:

Parameter	Minimum	Typical	Maximum
Frequency	33 GHz		50 GHz
Gain	21.5 dBi	23 dBi	24 dBi
Polarization	Linear		
3 dB Beamwidth, E-Plane		10°	
3 dB Beamwidth, H-Plane		11°	
Sidelobes, E-Plane		-14 dB	
Sidelobes, H-Plane		-30 dB	
Return Loss		18 dB	
Power Handling			30 W (CW)
Specification Temperature		+25 °C	
Operating Temperature	-45 °C		+85 °C

### Mechanical Specifications:

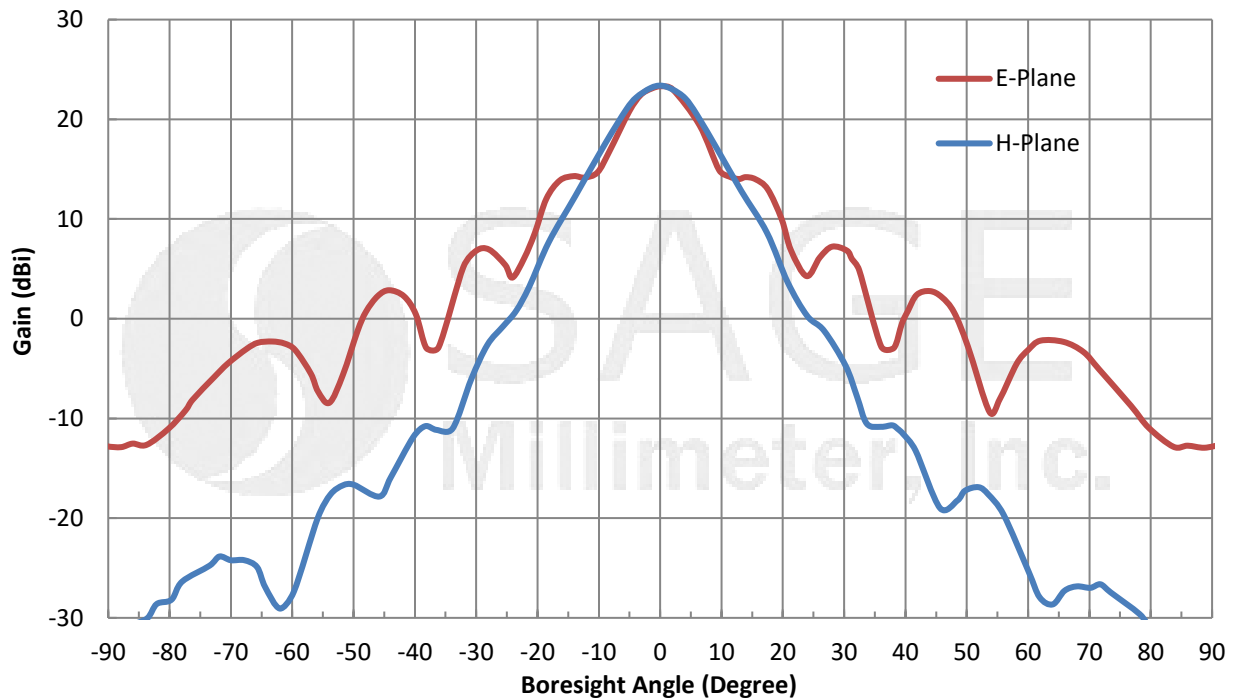
Item	Specification
Antenna Port (F)	1.85 mm Female for Model Number : SAR-2309-22VF-E2
Antenna Port (M)	1.85 mm Male for Model Number : SAR-2309-22VM-E2
Size	4.32" (L) X 1.86" (W) X 1.51" (H)
Material	Aluminum
Finish	Gold Plated
Connector Material	Stainless Steel
Weight	1.5 Oz
Outline	AR-QC2-E



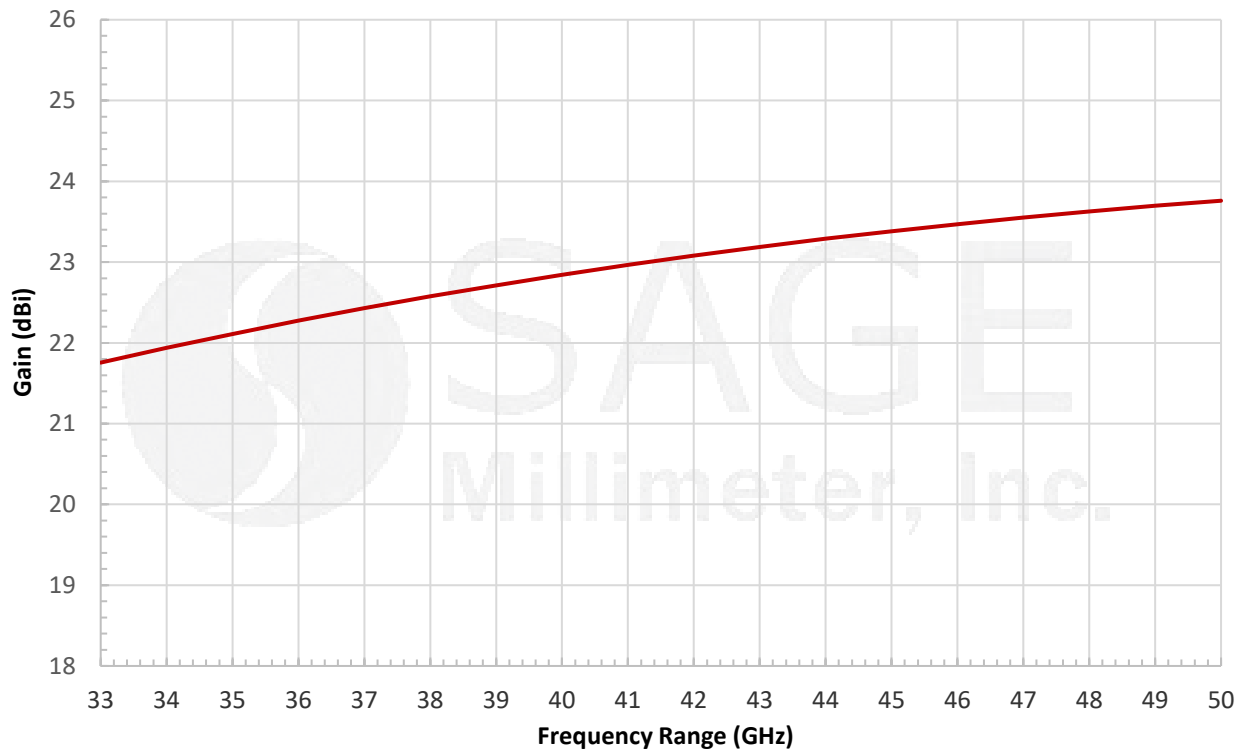


## WR-22 Pyramidal Horn Antenna, 23 dBi Gain with 1.85 mm Coax Input

### Typical Antenna Pattern @ 41.5 GHz

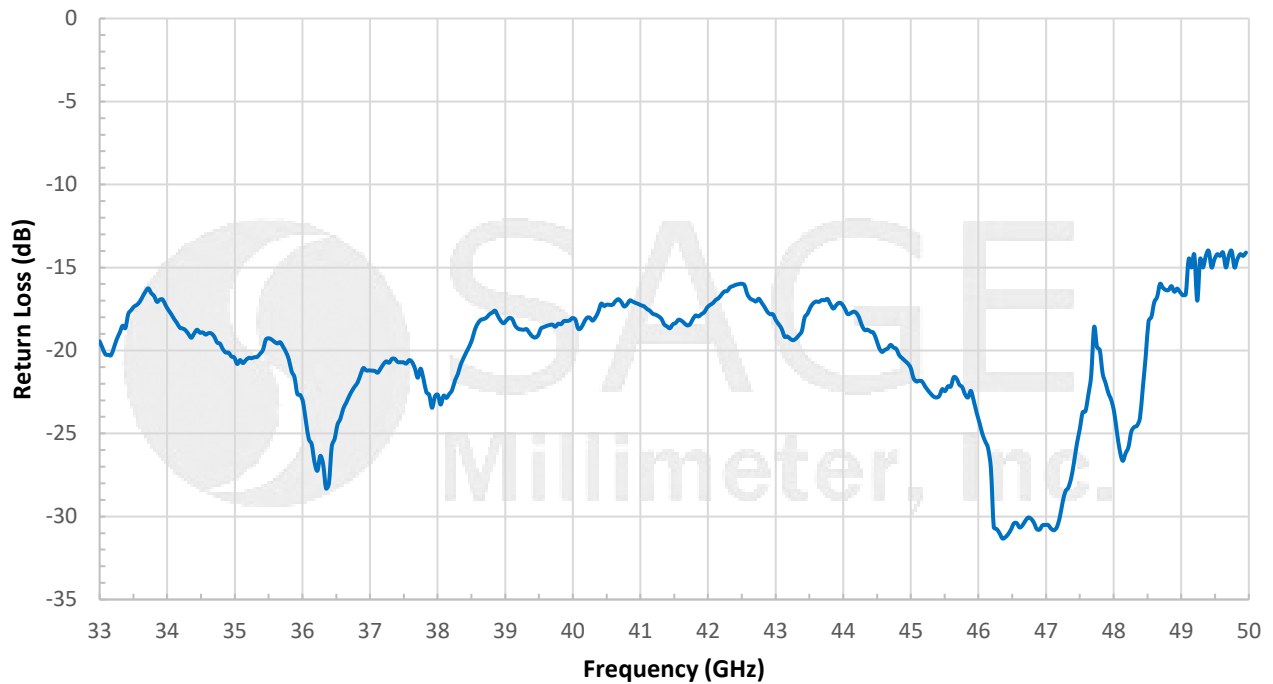


### Typical Gain vs. Frequency

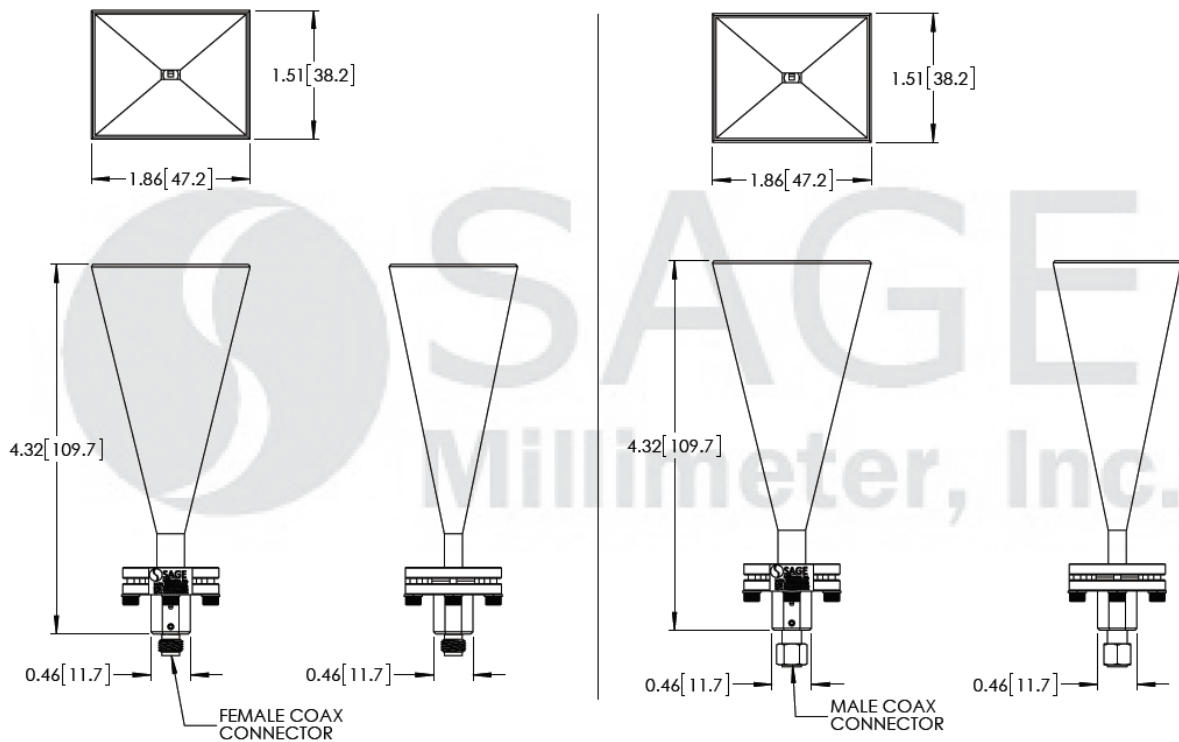


## WR-22 Pyramidal Horn Antenna, 23 dBi Gain with 1.85 mm Coax Input

Typical Measured Return Loss vs. Frequency



**Mechanical Outline:** (Unless otherwise specified, all dimensions are in inches [millimeters])



## WR-22 Pyramidal Horn Antenna, 23 dBi Gain with 1.85 mm Coax Input

### Note:

- The antenna patterns presented are simulated. Actual data may vary.
- The return loss data presented is collected from a sample lot. Actual data may vary unit to unit.
- All testing was performed under +25°C room temperature.
- SAGE Millimeter, Inc. reserves the right to change the information presented without notice.

### Caution:

- Any foreign objects in the antenna will cause performance degradation and possible device damage.
- Proper torque,  $8.0 \pm 0.15$  inch-pounds ( $0.92 \pm 0.05$  Nm), should be applied. **SAGE Millimeter torque wrench, model SCH-08008-S1, is highly recommended.**

