



WR-19 Pyramidal Horn Antenna, 23 dBi Gain with 1.85 mm Coax Input

Description:

Model SAR-2309-19VF-R2 is a U-band pyramidal horn antenna with a right angle (90°) 1.85 mm (F) coax connector to cover the frequency range of 40 GHz to 60 GHz. The antenna offers 23 dBi nominal gain and a typical half power beamwidth of 10 degrees on the E-plane and 11 degrees on the H-plane. The antenna supports linear polarized waveforms. The model with a 1.85 mm (M) connector is offered under model number SAR-2309-19VM-R2.



Features:

- Inline Configuration
- Linear Polarization
- DC Open Circuit at Input

Applications:

- Antenna Ranges
- Antenna Gain Measurements
- System Setups

Electrical Specifications:

Parameter	Minimum	Typical	Maximum
Frequency	40 GHz		60 GHz
Gain		23 dBi	
Polarization		Linear	
3 dB Beamwidth, E-Plane		10°	
3 dB Beamwidth, H-Plane		11°	
Sidelobes, E-Plane		-14 dB	
Sidelobes, H-Plane		-30 dB	
Return Loss		18 dB	
Power Handling			40 W (CW)
Specification Temperature		+25 °C	
Operating Temperature	-40 °C		+85 °C

Mechanical Specifications:

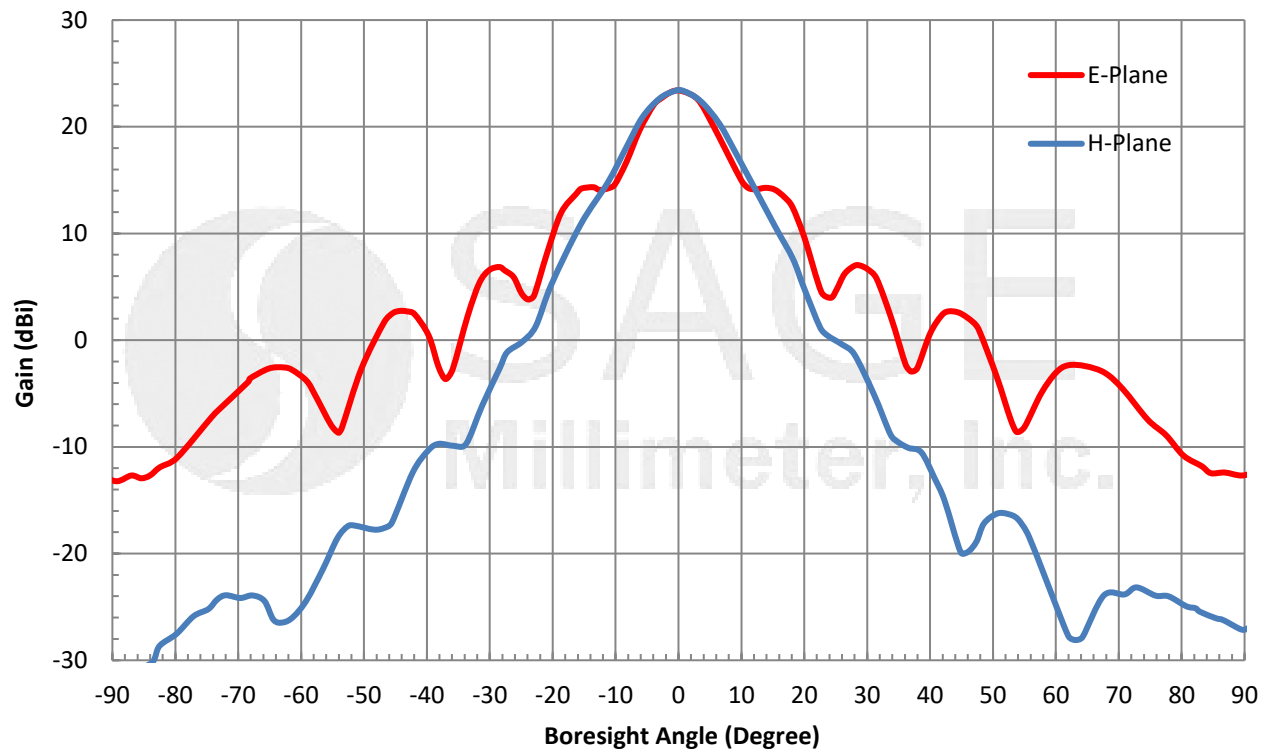
Item	Specification
Antenna Port	1.85 mm Female
Material	Brass
Finish	Gold Plated
Weight	3.0 Oz
Size	4.10" (L) X 1.56" (W) X 1.26" (H)
Outline	AR-UC2-R



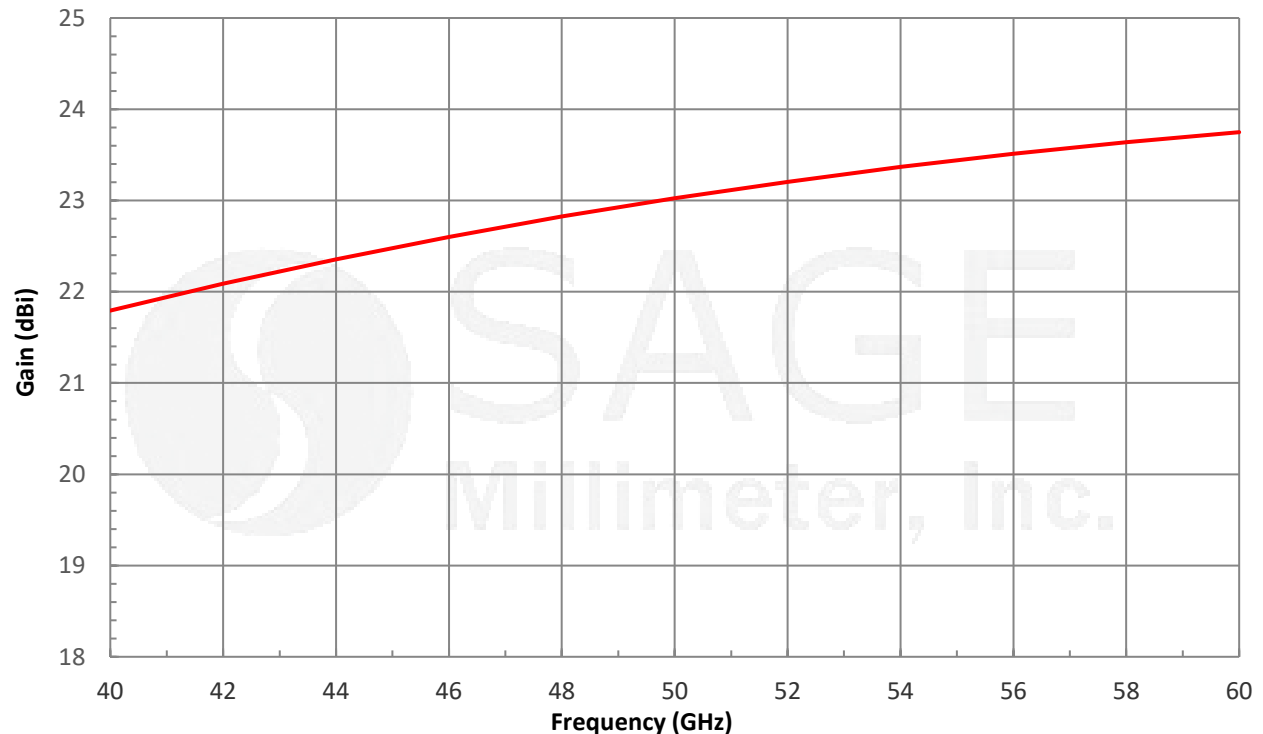


WR-19 Pyramidal Horn Antenna, 23 dBi Gain with 1.85 mm Coax Input

Typical Antenna Pattern @ 50 GHz

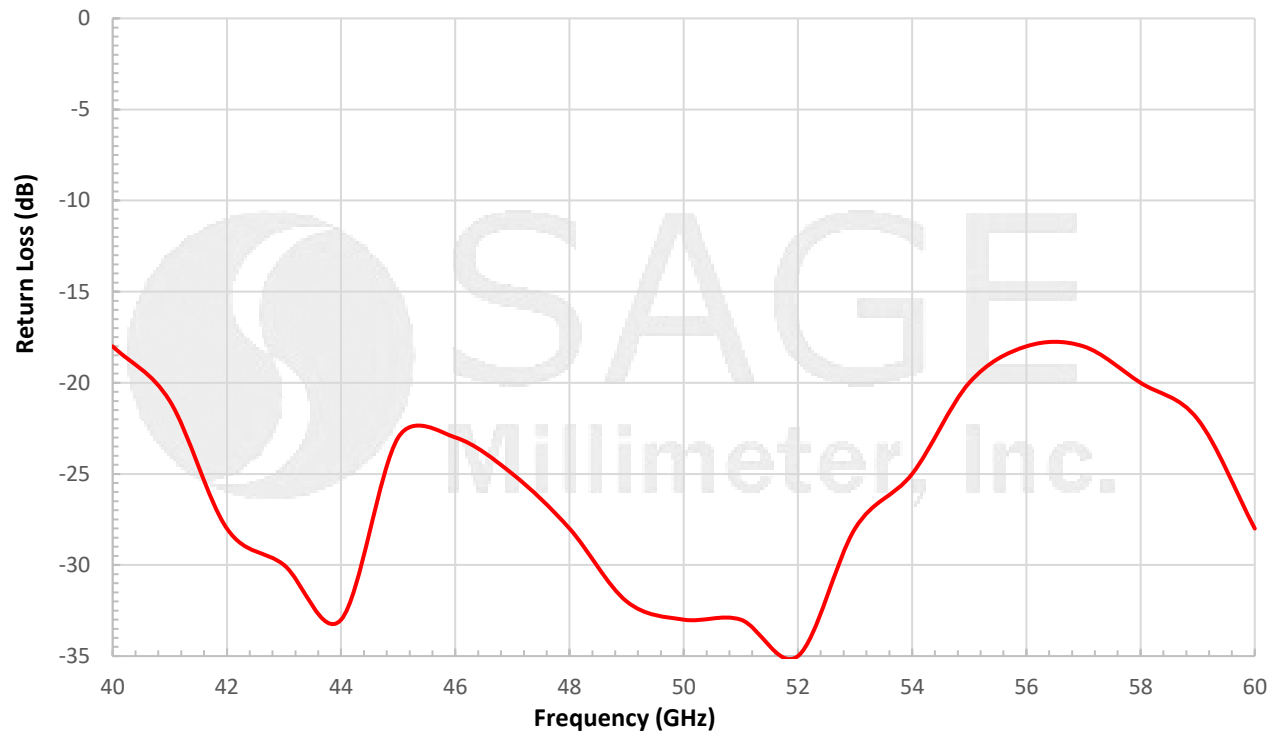


Typical Gain vs. Frequency

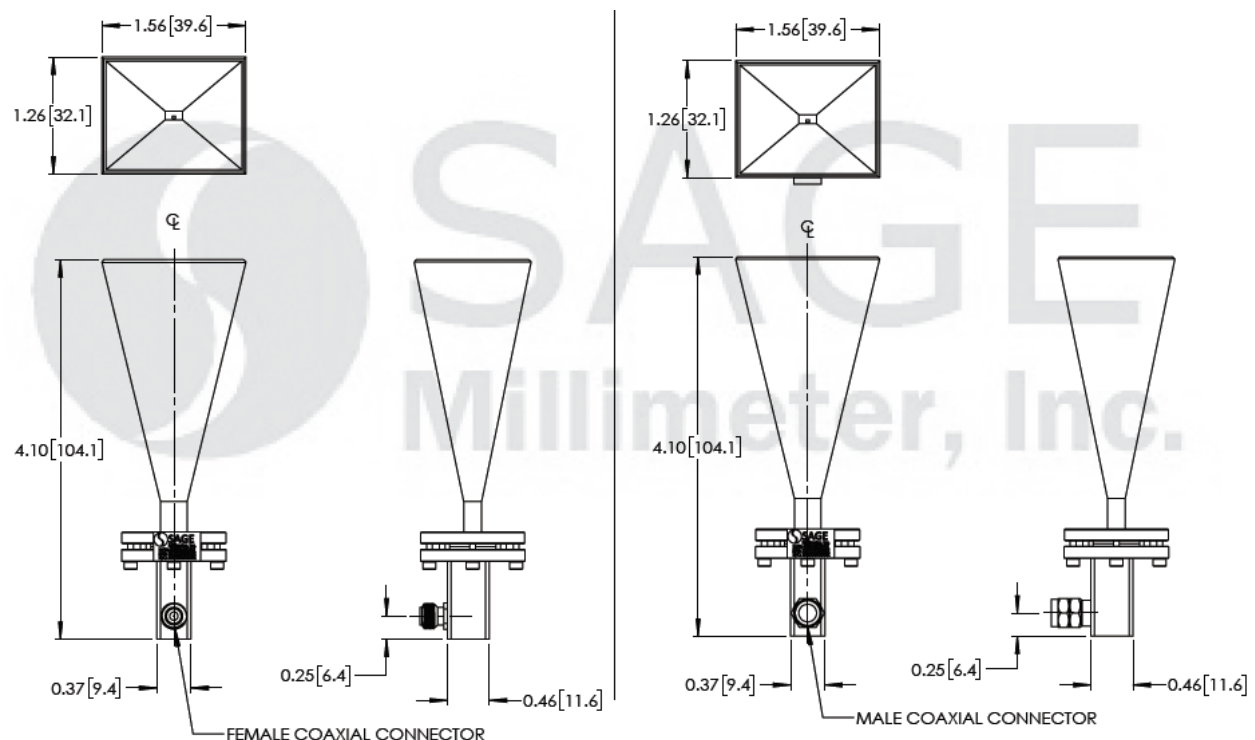


WR-19 Pyramidal Horn Antenna, 23 dBi Gain with 1.85 mm Coax Input

Typical Return Loss vs. Frequency



Mechanical Outline: (Unless otherwise specified, all dimensions are in inches [millimeters])



www.sagemillimeter.com | 3043 Kashiwa Street, Torrance, CA 90505
 Phone: 424-757-0168 | Fax: 424-757-0188 | Email: sales@sagemillimeter.com



WR-19 Pyramidal Horn Antenna, 23 dBi Gain with 1.85 mm Coax Input

Note:

- The antenna pattern and gain data presented is simulated.
- The return loss data presented is collected from a sample lot. Actual data may vary unit to unit.
- All testing was performed under 25°C case temperature.
- SAGE Millimeter, Inc. reserves the right to change the information presented without notice.

Caution:

- Any foreign objects in the horn antenna will cause performance degradation and possible device damage.
- Proper torque, 8.0 ± 0.15 inch-pounds (0.92 ± 0.05 Nm), should be applied. **SAGE Millimeter torque wrench, model SCH-08008-S1, is highly recommended.**

