



## WR-15 Pyramidal Horn Antenna, 23 dBi Gain with 1 mm Coax Input

### Description:

Models SAR-2309-151F-E2 and SAR-2309-151M-E2 are V-band pyramidal horn antennas with an end launch (180°) 1 mm (F) coax connectors to cover the frequency range of 50 GHz to 75 GHz. The antenna offers 23 dBi nominal gain and a typical half power beamwidth of 10.5 degrees on the E-plane and 12 degrees on the H-plane.

The antenna supports linear polarized waveforms. Right angle (90°) 1 mm coax connectors are available under models SAR-2309-151F-R2 and SAR-2309-151M-R2.



### Features:

- Inline Configuration
- Linear Polarization
- DC Open Circuit at Input

### Applications:

- Antenna Ranges
- Antenna Gain Measurements
- System Setups

### Electrical Specifications:

Parameter	Minimum	Typical	Maximum
Frequency	50 GHz		75 GHz
Gain	21.5 dBi	23 dBi	24 dBi
Polarization	Linear		
3 dB Beamwidth, E-Plane		10.5°	
3 dB Beamwidth, H-Plane		12°	
Sidelobes, E-Plane		-9 dB	
Sidelobes, H-Plane		-32 dB	
Return Loss		15 dB	
Power Handling			10 W (CW)
Specification Temperature		+25 °C	
Operating Temperature	-40 °C		+85 °C

### Mechanical Specifications:

Item	Specification
Antenna Port (F)	1 mm Female for Model Number: SAR-2309-101F-E2
Antenna Port (M)	1 mm Male for Model Number: SAR-2309-101M-E2
Size	2.85" (L) X 1.28" (W) X 1.04"(H)
Material	Brass
Finish	Gold Plated
Connector Material	Stainless Steel
Weight	2.0 Oz
Outline	AR-VC2-E

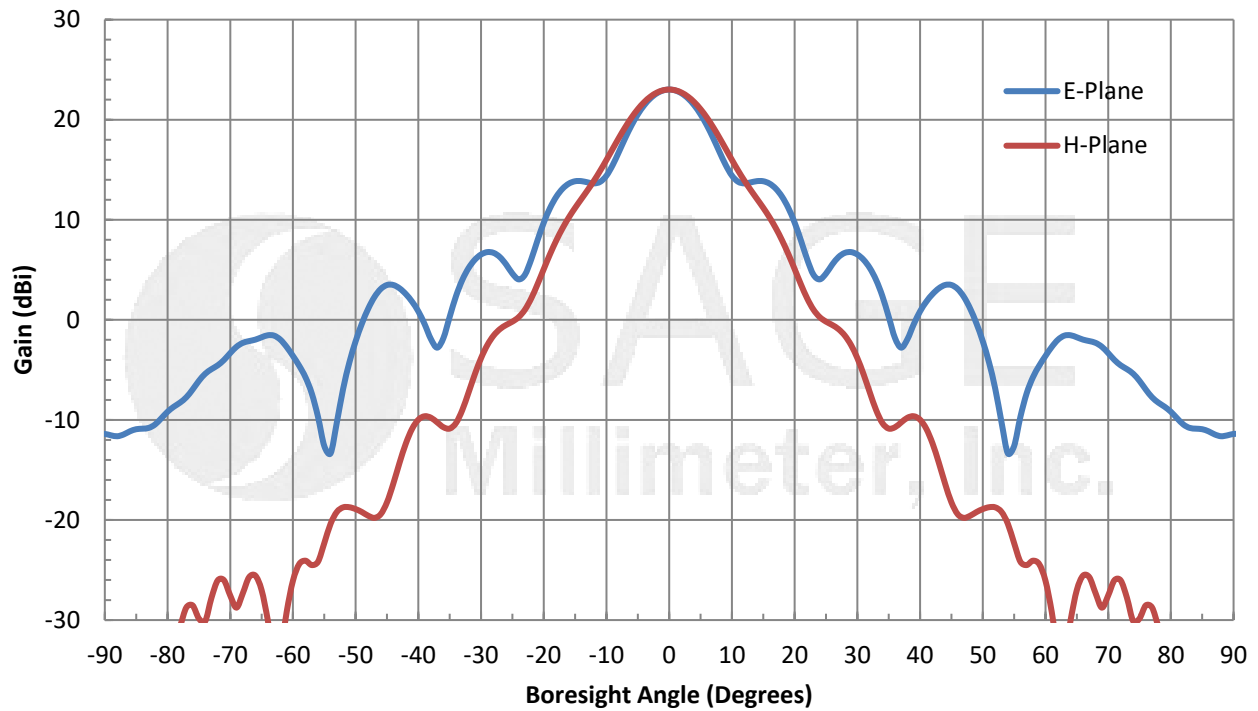


www.eravant.com | 501 Amapola Avenue, Torrance, CA 90501  
 Phone: 424-757-0168 | Fax: 424-757-0188 | Email: support@eravant.com

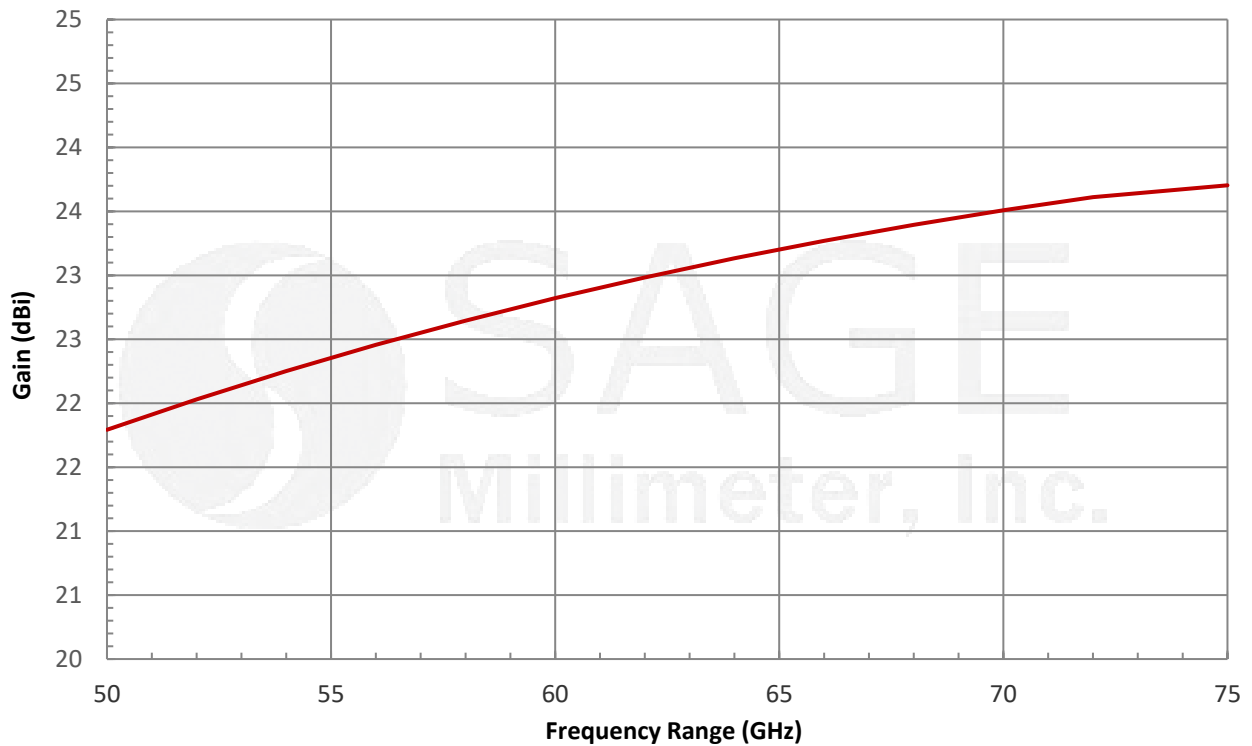


## WR-15 Pyramidal Horn Antenna, 23 dBi Gain with 1 mm Coax Input

### Typical Antenna Pattern @ 62.5 GHz



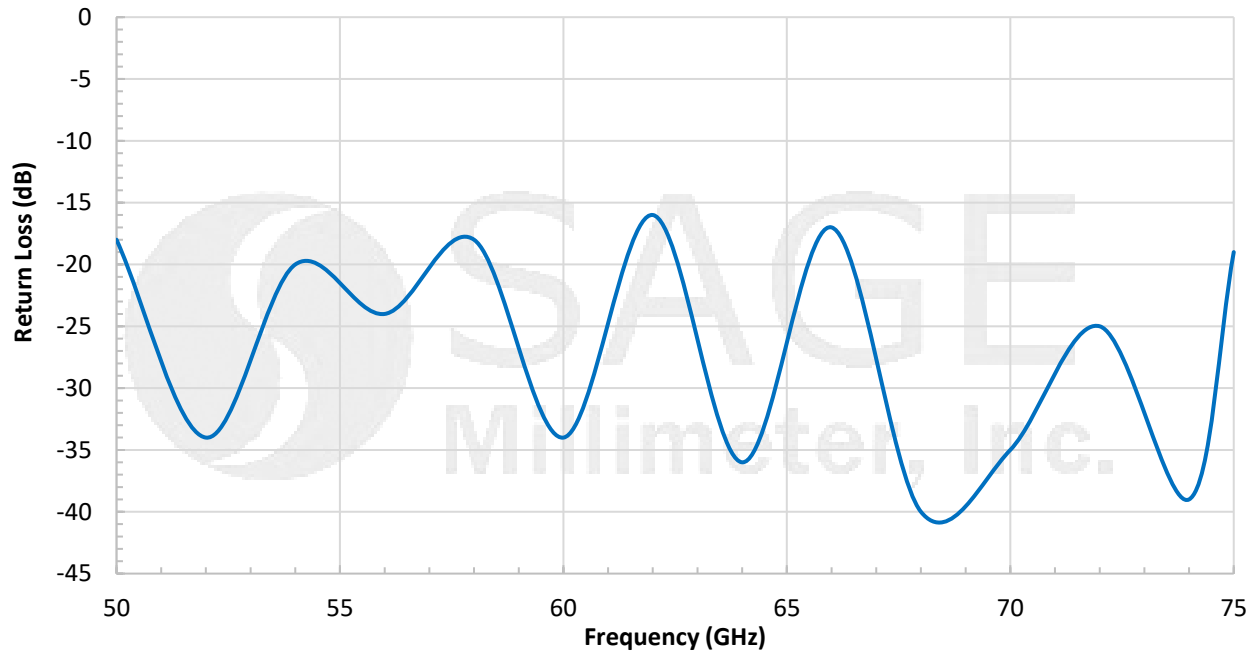
### Typical Gain vs. Frequency



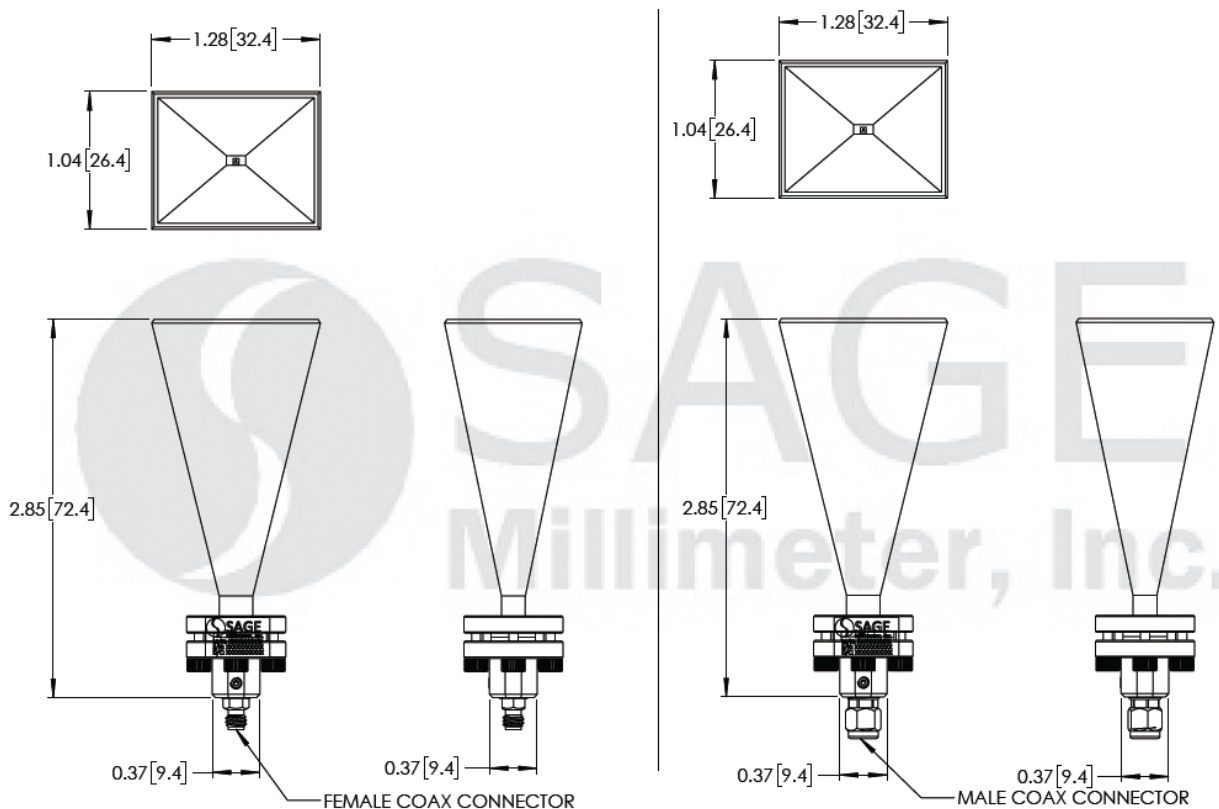


## WR-15 Pyramidal Horn Antenna, 23 dBi Gain with 1 mm Coax Input

### Measured Return Loss vs. Frequency



### Mechanical Outline: (Unless otherwise specified, all dimensions are in inches [millimeters])



## WR-15 Pyramidal Horn Antenna, 23 dBi Gain with 1 mm Coax Input

### Note:

- This antenna is a mature product. The reasons for only providing simulated data can be found in the following blog [here](#).
- All testing was performed under 25°C room temperature.
- Eravant reserves the right to change the information presented without notice.

### Caution:

- Any foreign objects in the antenna will cause performance degradation and possible device damage.
- Proper torque,  $4.0 \pm 0.15$  inch-pounds ( $0.45 \pm 0.02$  Nm), should be used. **Eravant torque wrench, model SCH-06004-S1, is highly recommended.**

