



WR-34 Pyramidal Horn Antenna, 20 dBi Gain with 2.92 mm Coax Input

Description:

Models SAR-2013-34KF-R2 and SAR-2013-34KM-R2 are pyramidal horn antennas with right angle (90°) 2.92 mm coax connectors to cover the frequency range of 22 GHz to 33 GHz. The antennas offers 20 dBi nominal gain and a typical half power beamwidth of 14 degrees on the E-plane and 16 degrees on the H-plane. The antennas support linear polarized waveforms. End launch (180°) 2.92 mm coax connector configurations are available under models **SAR-2013-34KF-E2 and SAR-2013-34KM-E2**.



Features:

- Inline Configuration
- Linear Polarization
- DC Open Circuit at Input

Applications:

- Antenna Ranges
- Antenna Gain Measurements
- System Setups

Electrical Specifications:

Parameter	Minimum	Typical	Maximum
Frequency	22 GHz		33 GHz
Gain		20 dBi	
Polarization	Linear		
3 dB Beamwidth, E-Plane		14°	
3 dB Beamwidth, H-Plane		16°	
Sidelobes, E-Plane		-14 dB	
Sidelobes, H-Plane		-30 dB	
Return Loss		20 dB	
Power Handling			50 W (CW)
Specification Temperature		+25 °C	
Operating Temperature	-45 °C		+85 °C

Mechanical Specifications:

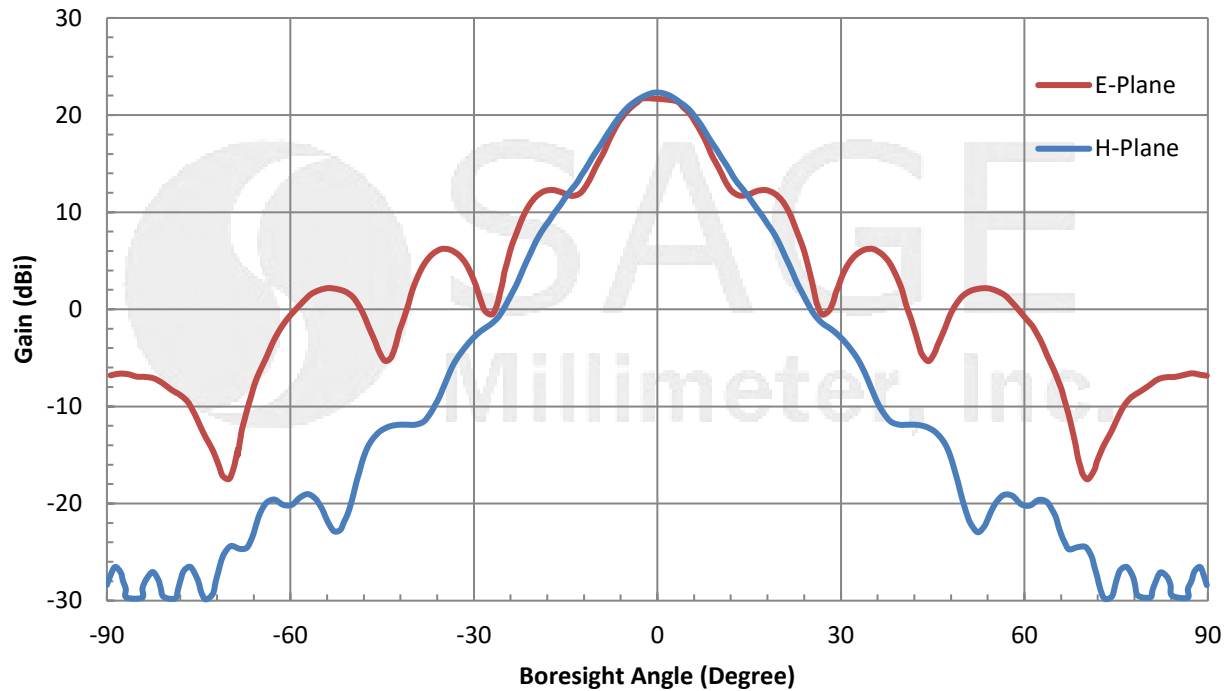
Item	Specification
Antenna Port (F)	2.92 mm Female for Model Number : SAR-2013-34KF-R2
Antenna Port (M)	2.92 mm Male for Model Number : SAR-2013-34KM-R2
Size	5.20" (L) X 2.51" (W) X 1.91"(H)
Material	Aluminum
Connector Material	Stainless Steel
Finish	Gold Plated
Weight	1.2 Oz
Outline	AR-3C1-R



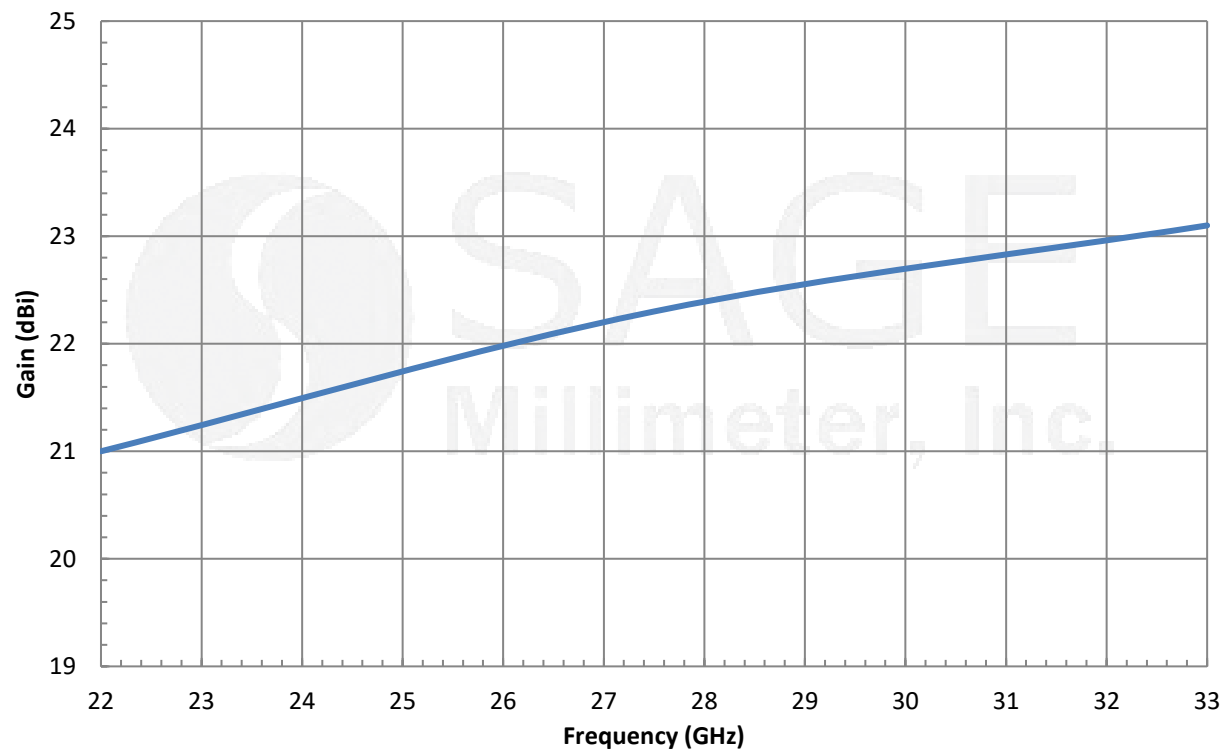


WR-34 Pyramidal Horn Antenna, 20 dBi Gain with 2.92 mm Coax Input

Typical Antenna Pattern @ 27.5 GHz



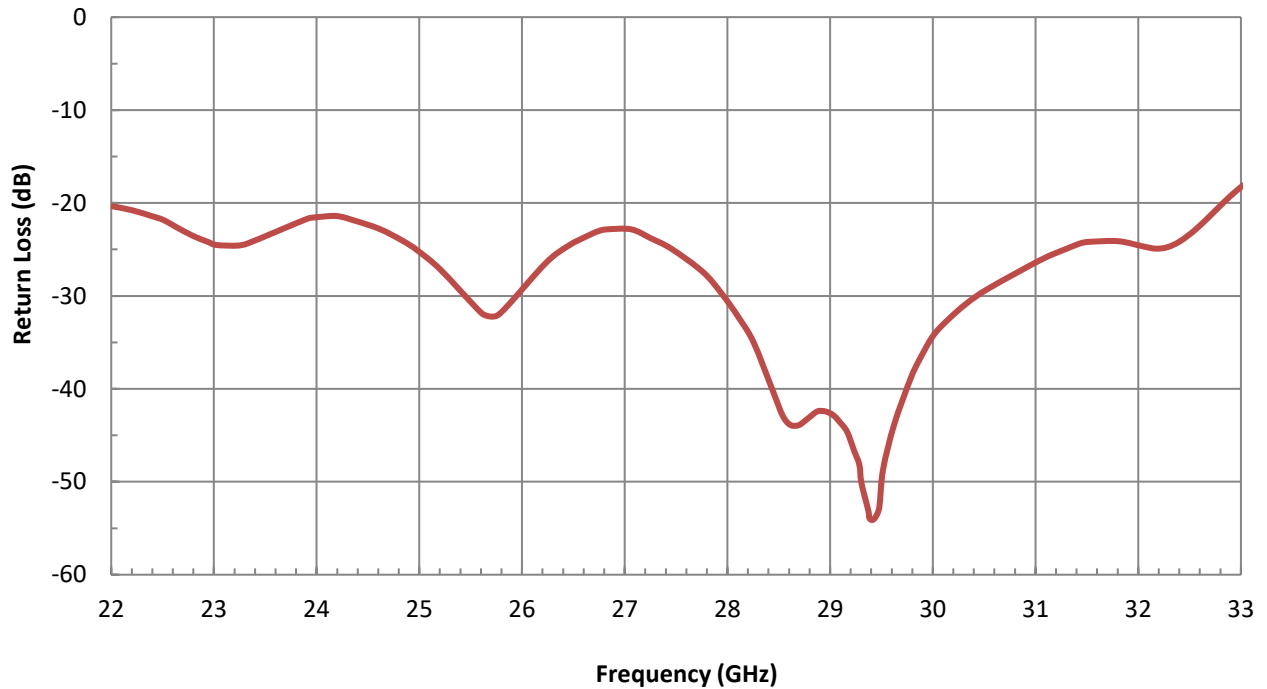
Typical Gain vs. Frequency



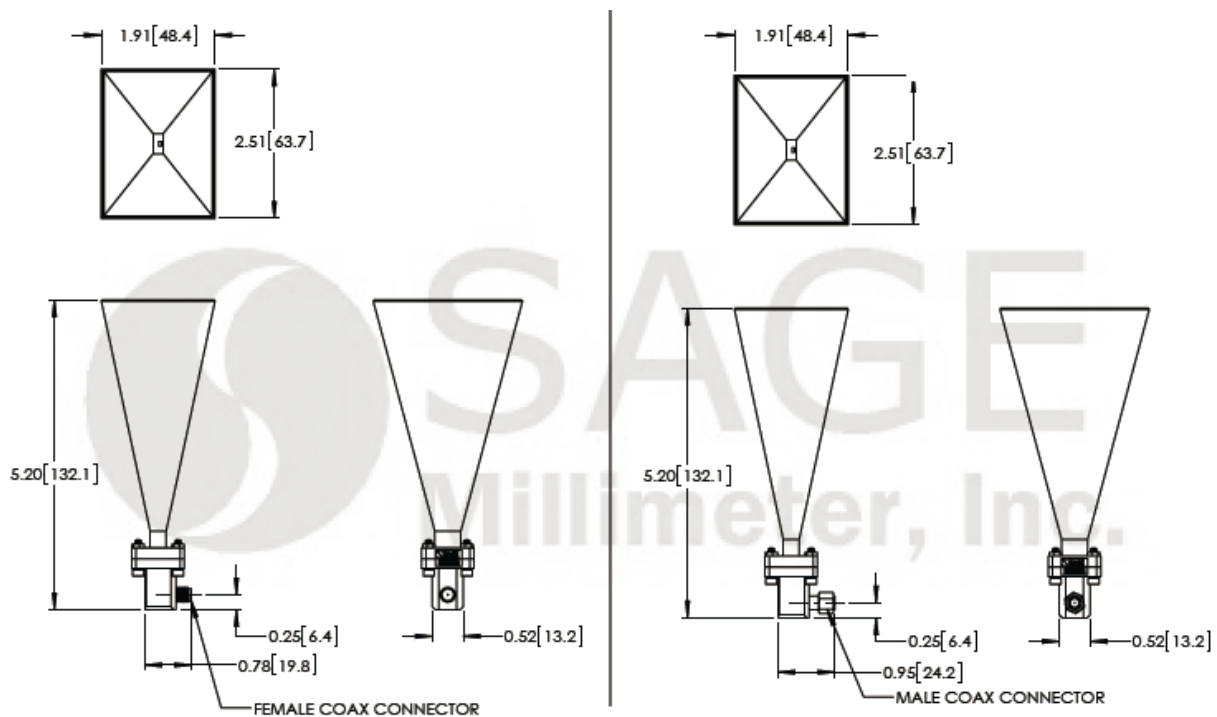


WR-34 Pyramidal Horn Antenna, 20 dBi Gain with 2.92 mm Coax Input

Typical Measured Return Loss vs. Frequency



Mechanical Outline: (Unless otherwise specified, all dimensions are in inches [millimeters])





WR-34 Pyramidal Horn Antenna, 20 dBi Gain with 2.92 mm Coax Input

Note:

- The antenna patterns presented are simulated. Actual data may vary.
- The return loss data presented is collected from a sample lot. Actual data may vary unit to unit
- All testing was performed under 25°C room temperature.
- SAGE Millimeter, Inc. reserves the right to change the information presented without notice.

Caution:

- Any foreign objects in the antenna will cause performance degradation and possible device damage.
- Proper torque, 8.0 ± 0.15 inch-pounds (0.92 ± 0.05 Nm), should be applied. **SAGE Millimeter torque wrench, model SCH-08008-S1, is highly recommended.**

