

SAQ-403085-219-S1

Q-Band Spot-Focusing Lens Antenna, 40.1 GHz, 8.5" Focal Length

SAQ-403085-219-S1 is a Q-Band spot-focusing lens antenna that delivers a nominal 3 dB spot size of 1" at a focal length of 8.5" at the frequency of 40.1 GHz. The antenna employs a low loss lens to offer excellent aperture efficiency at 40.1 GHz. The spot-focusing lens antenna is equipped with a 0.219" diameter circular waveguide and UG-383/U-M flange as its antenna port. It supports Linear and Circular polarized waveforms.



Electrical Specifications:

Parameter		Minimum	Typical	Maximum
Frequency			40.1 GHz	
Frequency Bandwidth			±500 MHz	
Focal Length			8.5"	
Peak to First Null	Spot Size		2.4"	
	Power Captured		83.8%	
10 dB Below Peak	Spot Size		1.7"	
	Power Captured		78.9%	
3 dB Below Peak	Spot Size		1"	
	Power Captured		47.4%	
Polarization		Linear and Circular		
Return Loss			14 dB	
Specification Temperature			+25 °C	
Operating Temperature		-40 °C		+85 °C

Mechanical Specifications:

Item	Specification
Antenna Port	0.219" Dia Circular Waveguide with UG-383/U-M Flange
Horn/Lens Material	Aluminum/HDPE
Finish	Chem Film
Weight	0.5 Oz
Lens Diameter	2.56"
Dimensions	3.44" (L) x 3.08" (Ø)
Outline	AQ-CQ-2.56-C219

ECCN

EAR99

FEATURES

- Rugged Mechanical Configurations
- High Efficiency and Low Loss

APPLICATIONS

- Scientific Instruments
- Material Research Instruments

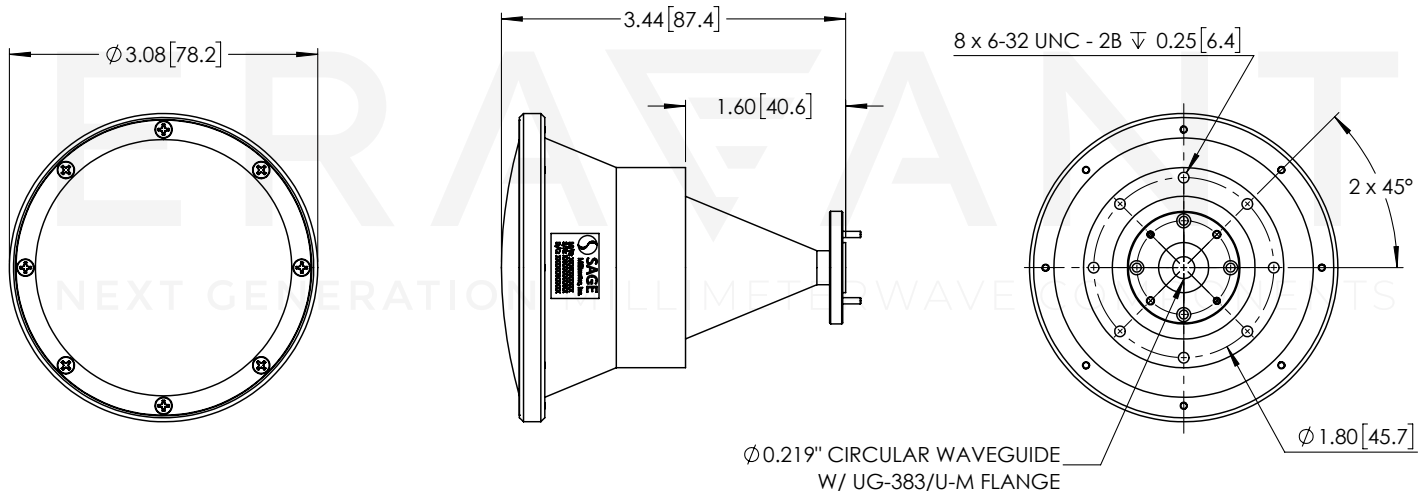
SUPPLEMENTAL DETAILS



SAQ-403085-219-S1

Mechanical Outline:

Unless otherwise specified, all dimensions are in inches [millimeters]



NOTE:

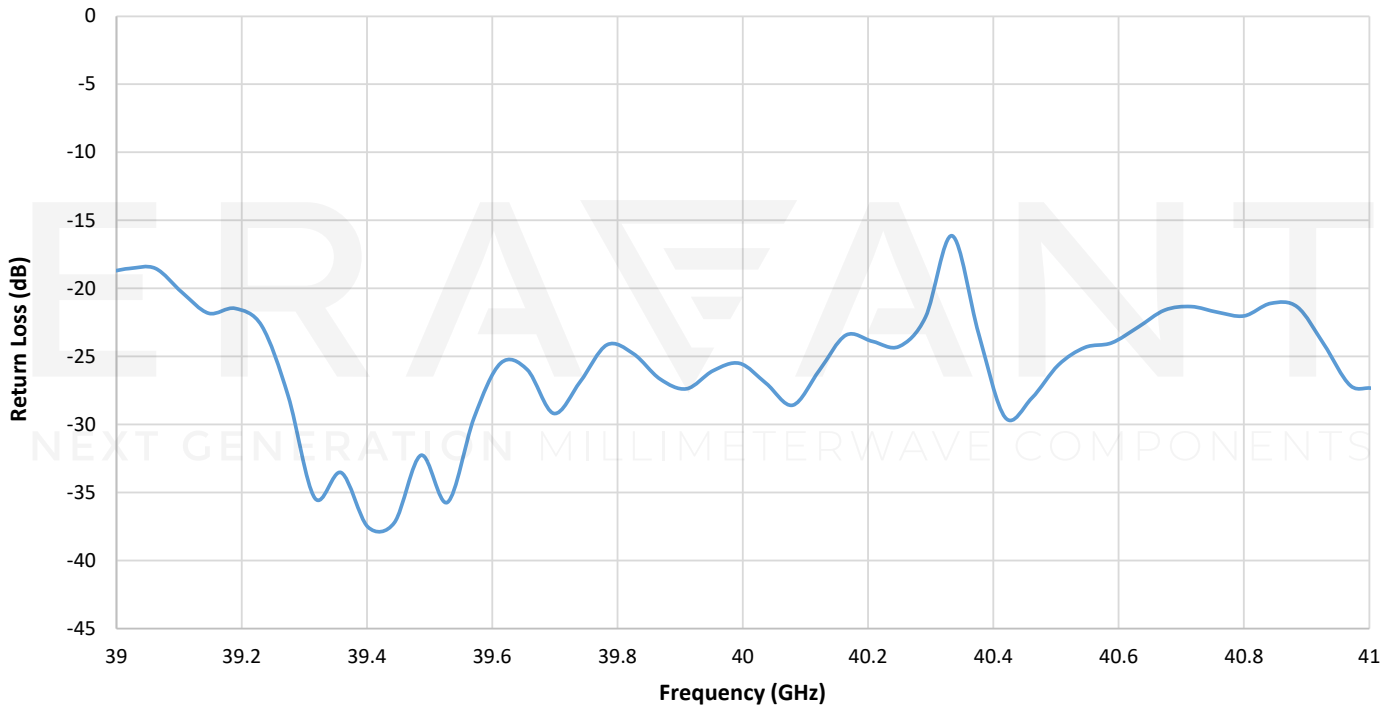
- On condition that test data is provided it is collected from a sample lot. Actual data may vary slightly from unit to unit. All testing is performed under +25 °C room temperature.
- On condition that simulated test data is provided, actual measured data may slightly vary.
- Eravant reserves the right to change the information presented without notice.

CAUTION:

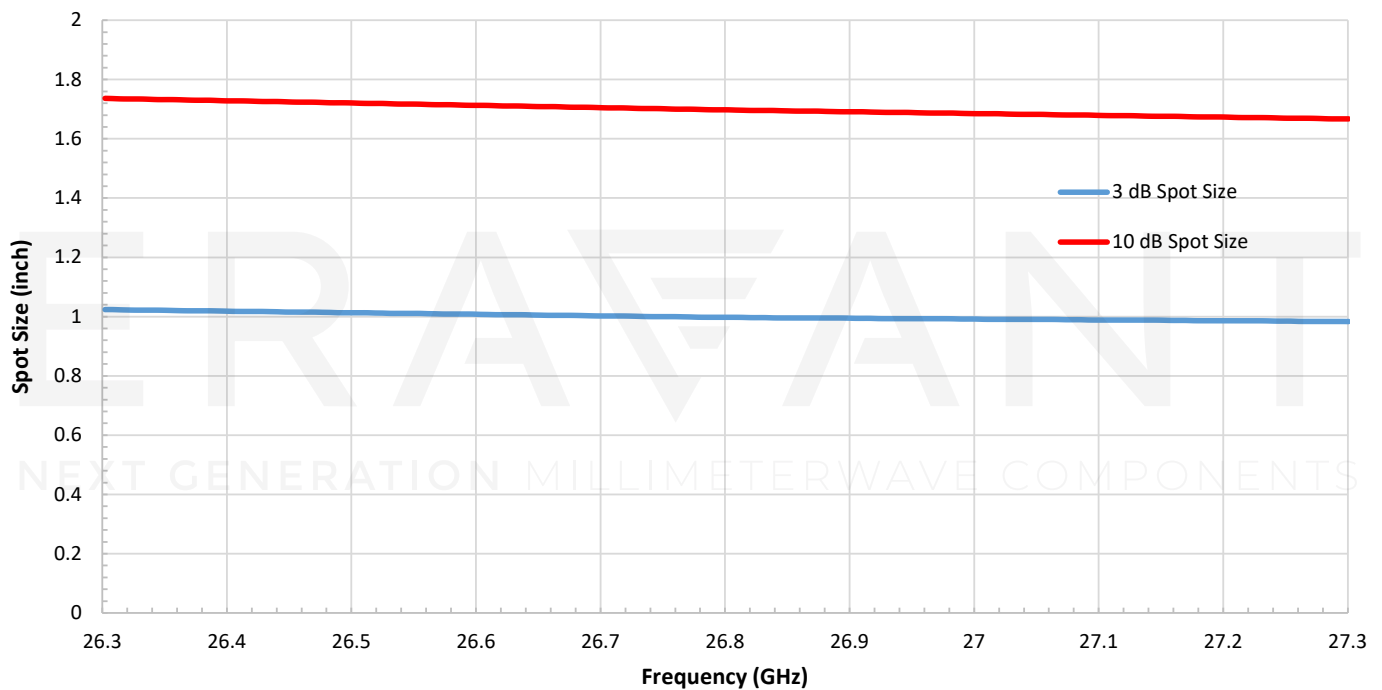
- If a waveguide is present, any foreign objects in the waveguide will cause performance degradation and may damage or destroy the unit.
- Any foreign objects in the antenna will cause performance degradation and possible device damage.
- For 1 mm connectors proper torque should be applied: 4.0 ± 0.15 inch-pounds (0.45 ± 0.02 Nm). Torque wrench model [SCH-06004-S1](#) is highly recommended.
- For 1.35 mm, 1.85 mm, 2.4 mm, 2.92 mm, and SMA connectors proper torque should be applied: 8.0 ± 0.15 inch-pounds (0.90 ± 0.02 Nm). Torque wrench model [SCH-08008-S1](#) is highly recommended.

SAQ-403085-219-S1

Measured Return Loss vs. Frequency

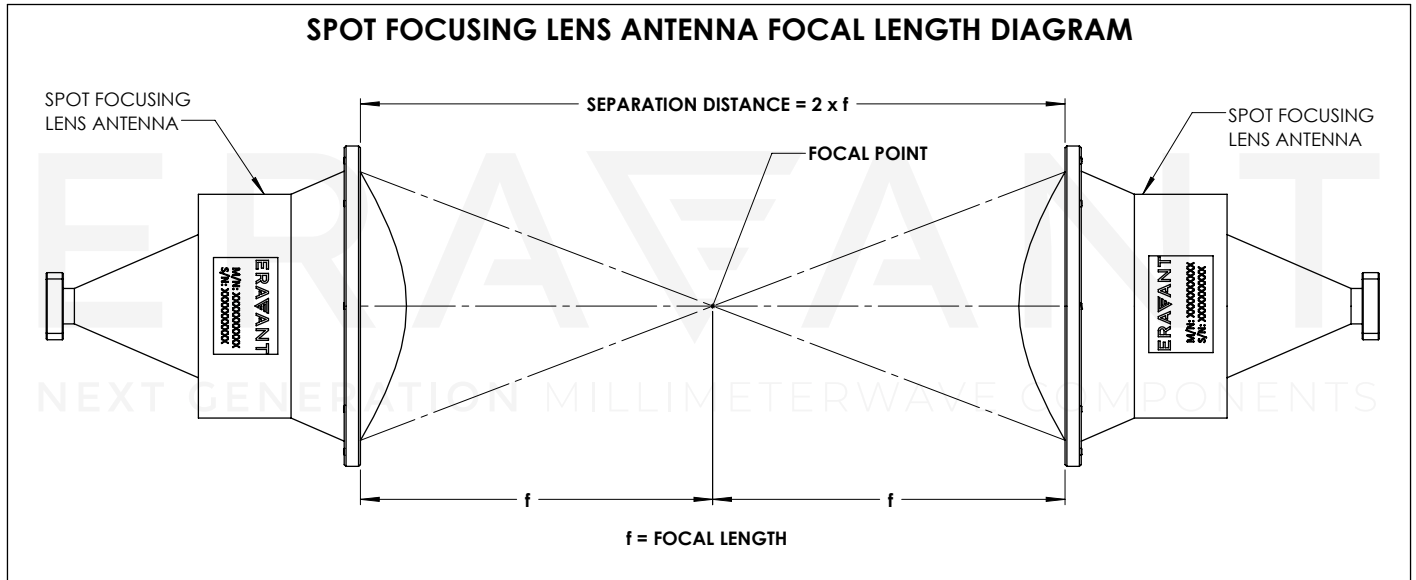


Theoretical Spot Size vs. Frequency



Focal Length Diagram:

Focal Length is defined in the diagram below with a pair of spot-focusing lens antennas



ERAVANT

NEXT GENERATION MILLIMETERWAVE COMPONENTS