

SAP-62-R2-6.0

WR-62 Probe Antenna, 6.0" Long

SAP-62-R2-6.0 is a WR-62 probe antenna that operates from 12.4 GHz to 18 GHz. The antenna offers 6.5 dBi nominal directivity and 100 degrees typical half power beamwidth on the E-plane and 60 degrees typical half power beamwidth on the H-plane. The antenna supports linear polarized waveforms. The input of this antenna is a WR-62 waveguide with UG-419/U flange.



Electrical Specifications:

Parameter	Minimum	Typical	Maximum
Frequency Range	12.4 GHz		18 GHz
Directivity		6.5 dBi	
Polarization		Linear	
3 dB Beamwidth, E-Plane		100°	
3 dB Beamwidth, H-Plane		60°	
Side Lobes, E-Plane		-10 dB	
Side Lobes, H-Plane		-14 dB	
Return Loss		8 dB	
Specification Temperature		+25°C	
Operating Temperature	-40°C		+85°C

Mechanical Specifications:

Item	Specification
Antenna Port	WR-62 Waveguide W/ UG-419/U Flange
Flange Material	Brass
Waveguide Material	Copper
Finish	Gold Plated
Outline	AP-R6-6.0

ECCN

EAR99

FEATURES

- Rectangular Waveguide Interface
- Linear Polarization

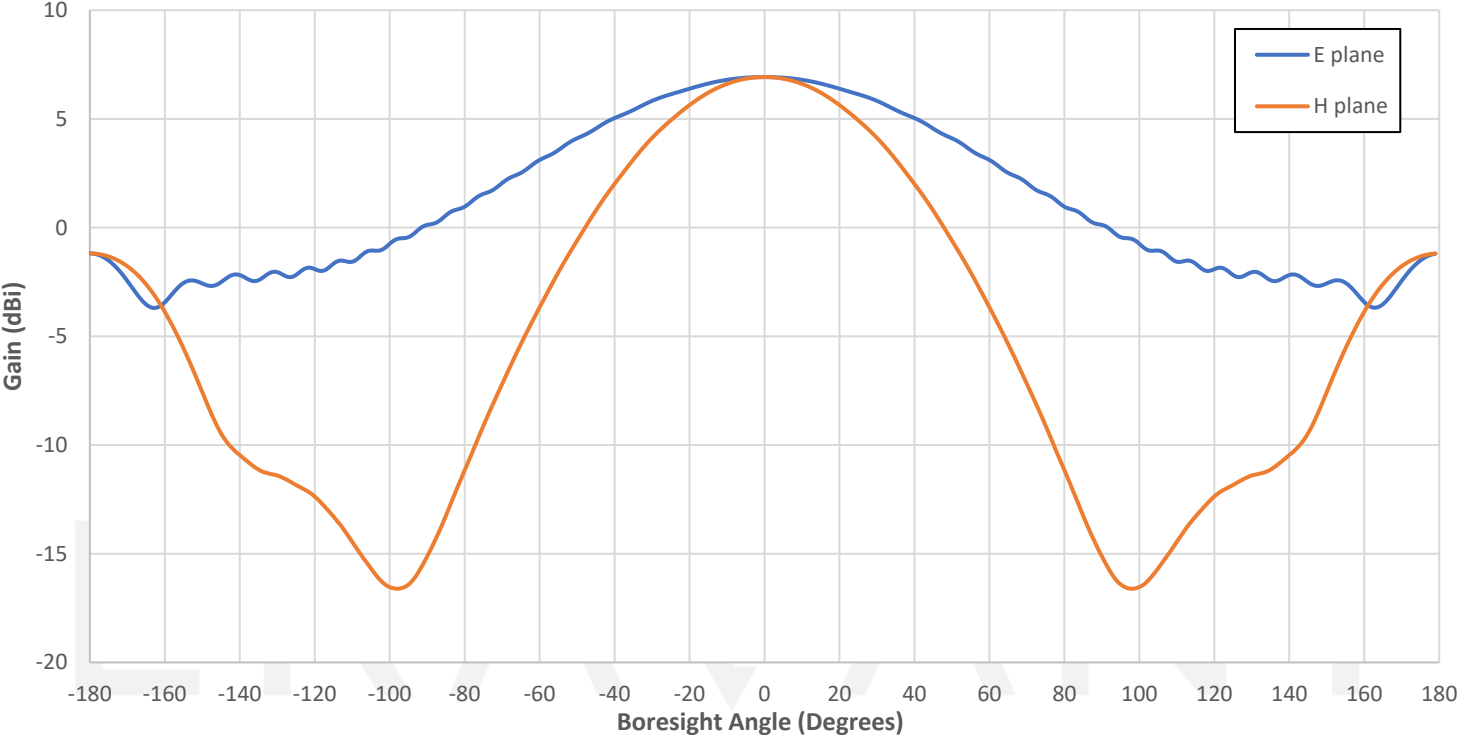
APPLICATIONS

- Antenna Ranges
- Antenna Directivity Measurements
- System Setups

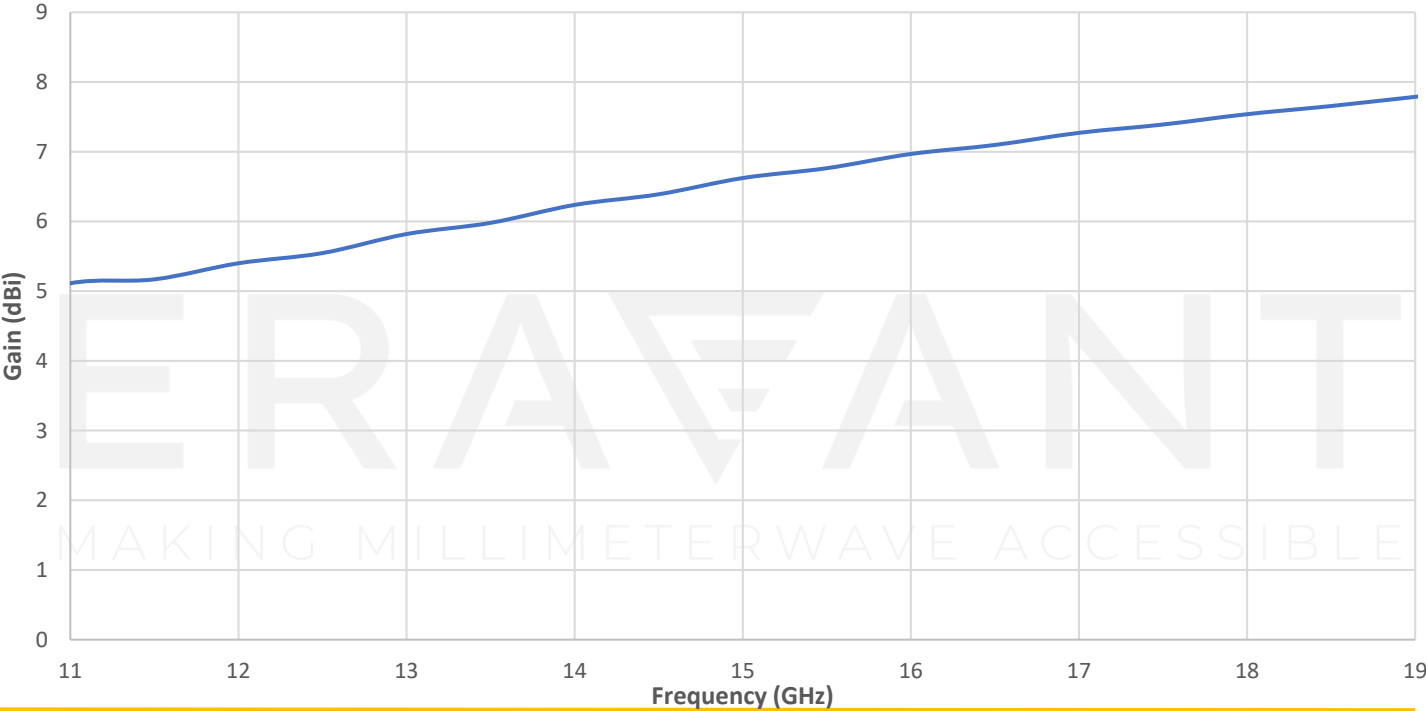
SUPPLEMENTAL DETAILS



Simulated patterns at 15 GHz



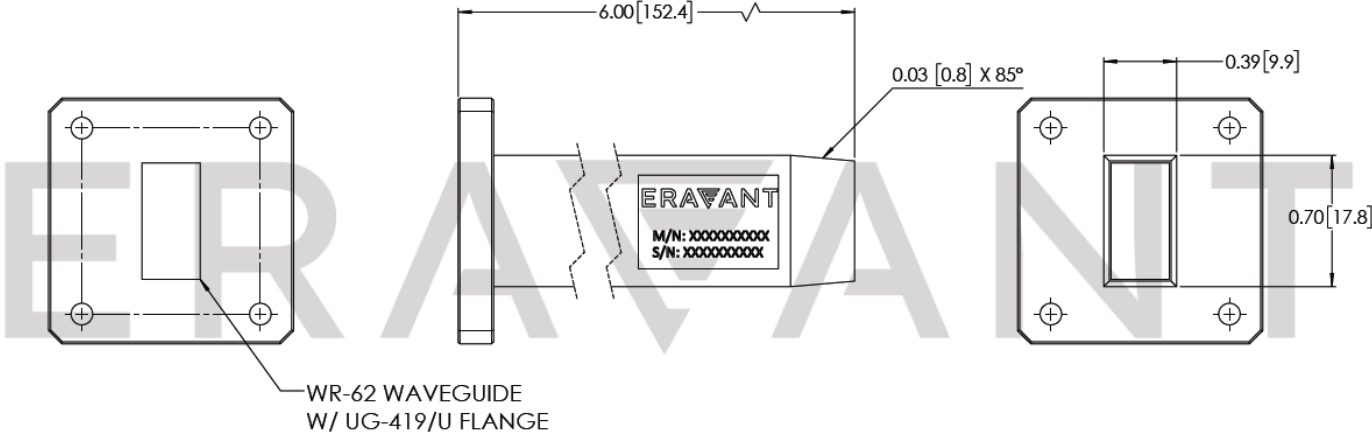
Simulated Gain vs Frequency



SAP-62-R2-6.0

Mechanical Outline:

Unless otherwise specified, all dimensions are in inches [millimeters]



NOTE:

- Data provided it is collected from a sample lot. Actual data may vary slightly from unit to unit. All testing is performed under +25 °C room temperature.
- This antenna is a mature product. The reasons for only providing simulated data can be found in the following blog [here](#).
- Eravant reserves the right to change the information presented without notice.

CAUTION:

- Any foreign objects in the antenna will cause performance degradation and possible device damage.