



## WR-12 Scalar Feed Horn Antenna, 60 to 90 GHz, 13 dBi

### Description:

**Model SAF-6039031340-141-S1** is a WR-12 scalar feed horn antenna that covers the frequency range of 60 to 90 GHz. At center frequency, the horn antenna exhibits 13 dBi nominal gain and a typical half power beamwidth of 40 degrees. The antenna has a return loss of 20 dB, and -25 dB side lobes on the E-Plane and H-Plane. The antenna is equipped with a  $\varnothing 0.141$ " circular waveguide with a UG-387/U-M flange.



### Features:

- 60 to 90 GHz Operations
- Linear and Circular Polarization
- High Return Loss
- Low Side Lobe Levels

### Applications:

- Feed Horn for Gaussian Optical Antennas
- Feed Horn for Cassegrain Antennas
- Rapid System Setups
- Engineering Setups

### Electrical Specifications:

Parameter	Minimum	Typical	Maximum
Frequency	60 GHz		90 GHz
Gain		13 dBi	
3 dB Beamwidth, E-plane		40°	
3 dB Beamwidth, H-plane		40°	
Side Lobes, E-Plane		-25 dB	
Side Lobes, H-Plane		-25 dB	
Return Loss		20 dB	
Specification Temperature		+25 °C	
Operating Temperature	-40 °C		+85 °C

### Mechanical Specifications:

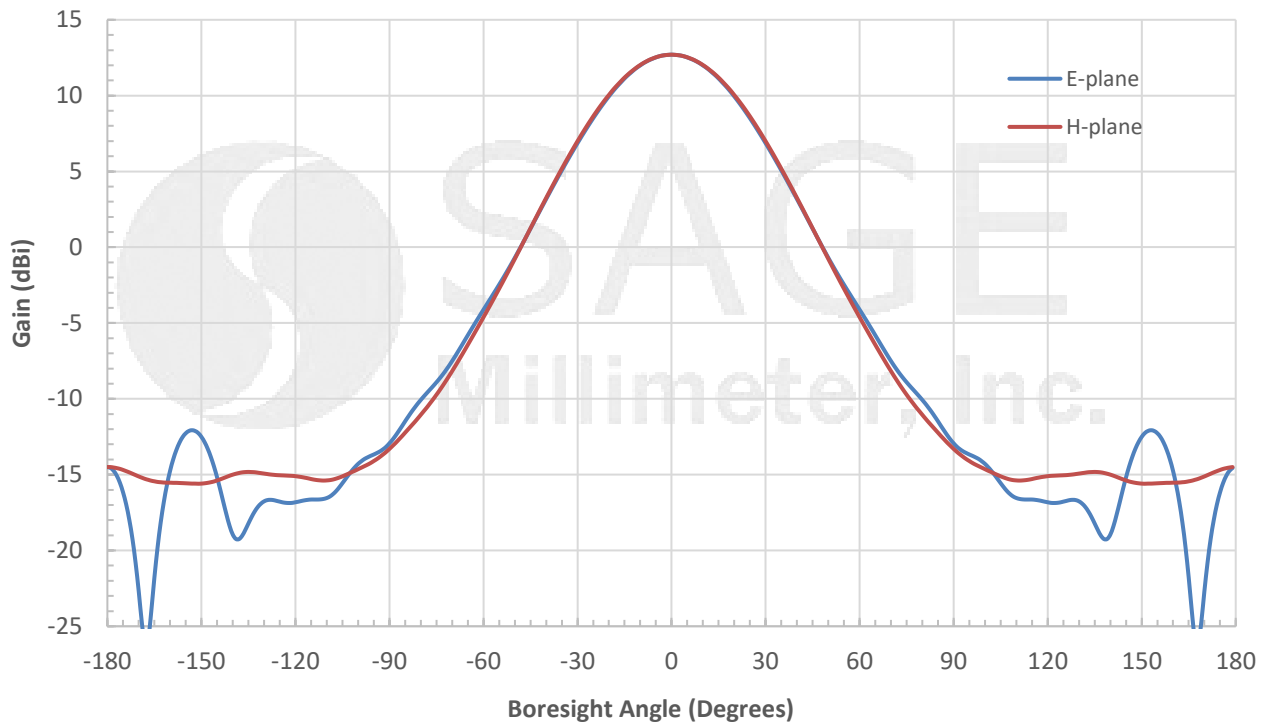
Item	Specification
Antenna Port	$\varnothing 0.141$ " Circular Waveguide with UG-387/U-M Flange
Material	Brass
Finish	Gold Plated
Weight	0.45 oz.
Outline	AF-CE13-141



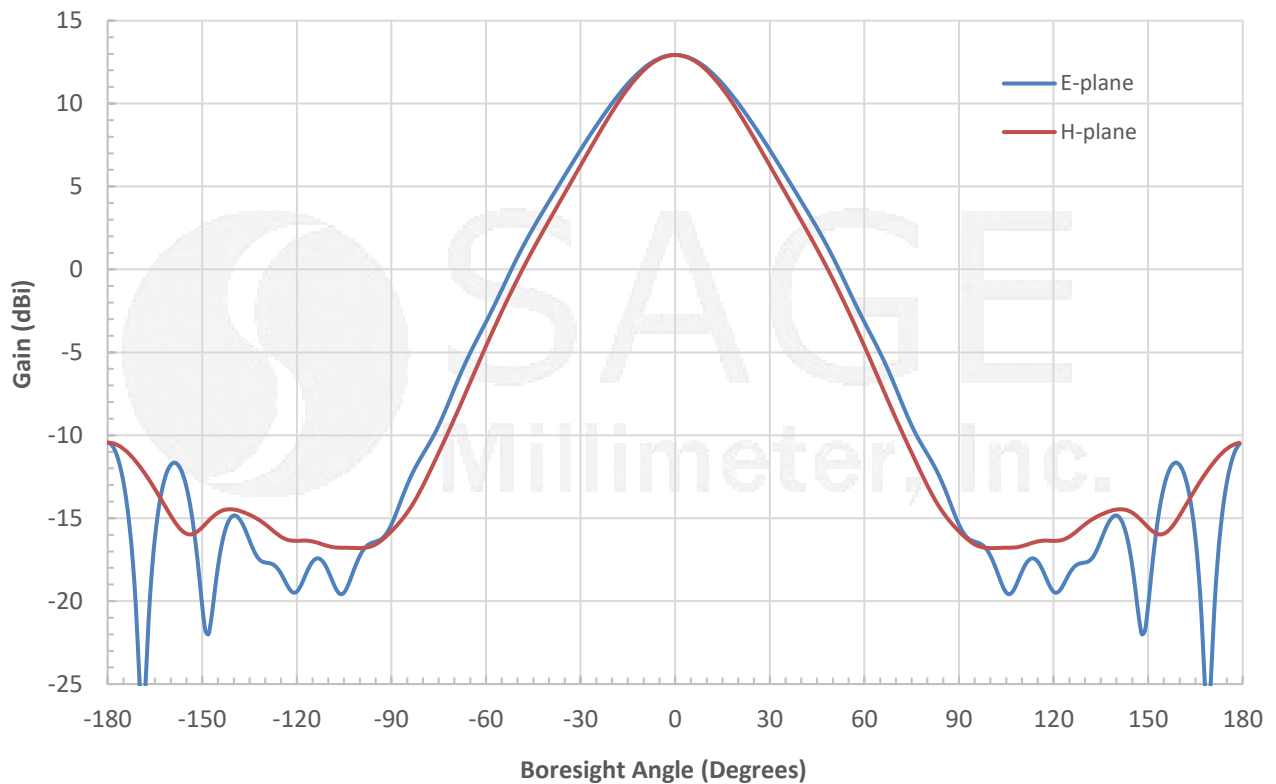


## WR-12 Scalar Feed Horn Antenna, 60 to 90 GHz, 13 dBi

### Simulated Antenna Patterns @ 60 GHz



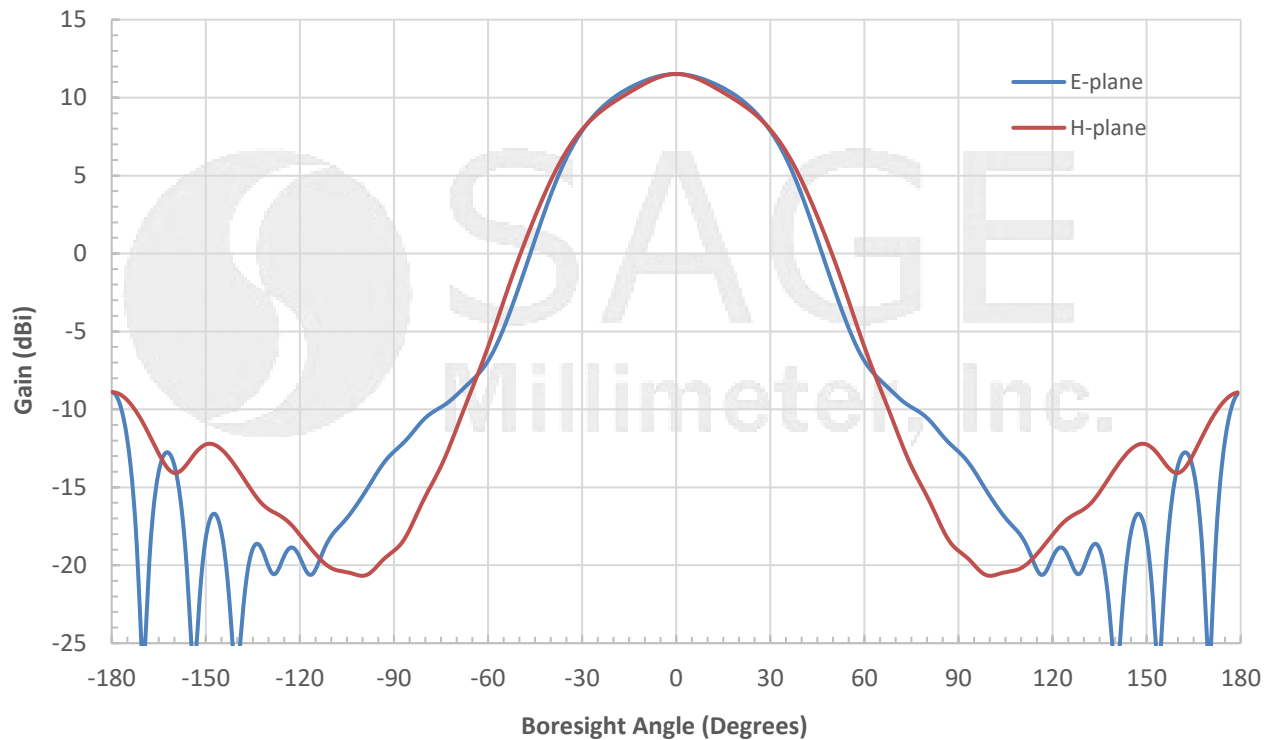
### Simulated Antenna Patterns @ 75 GHz



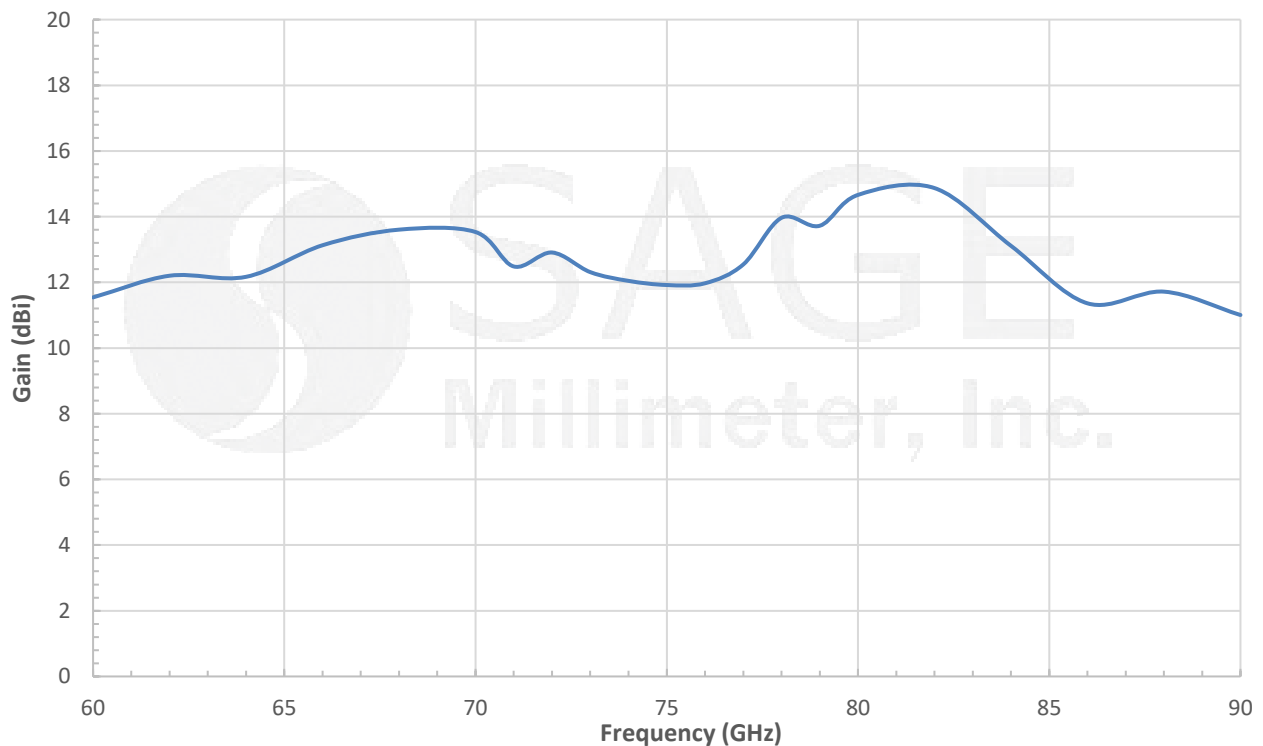


## WR-12 Scalar Feed Horn Antenna, 60 to 90 GHz, 13 dBi

### Simulated Antenna Patterns @ 90 GHz



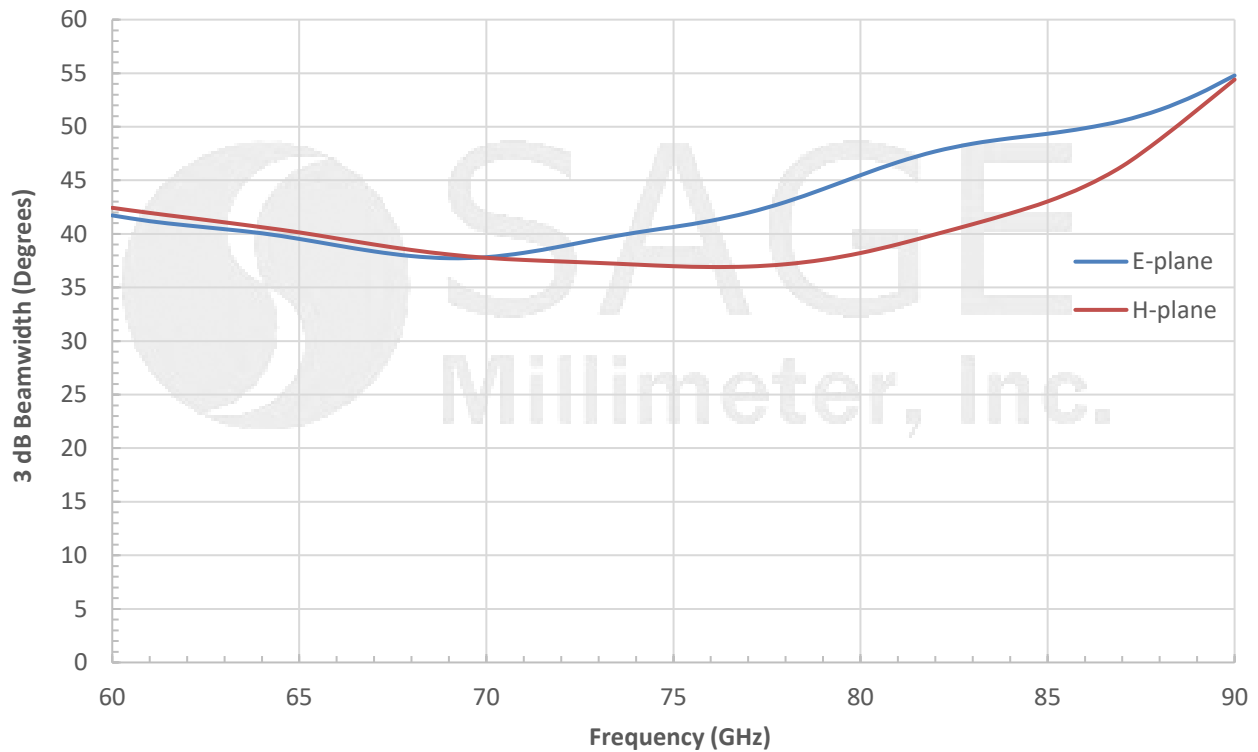
### Measured Gain vs. Frequency



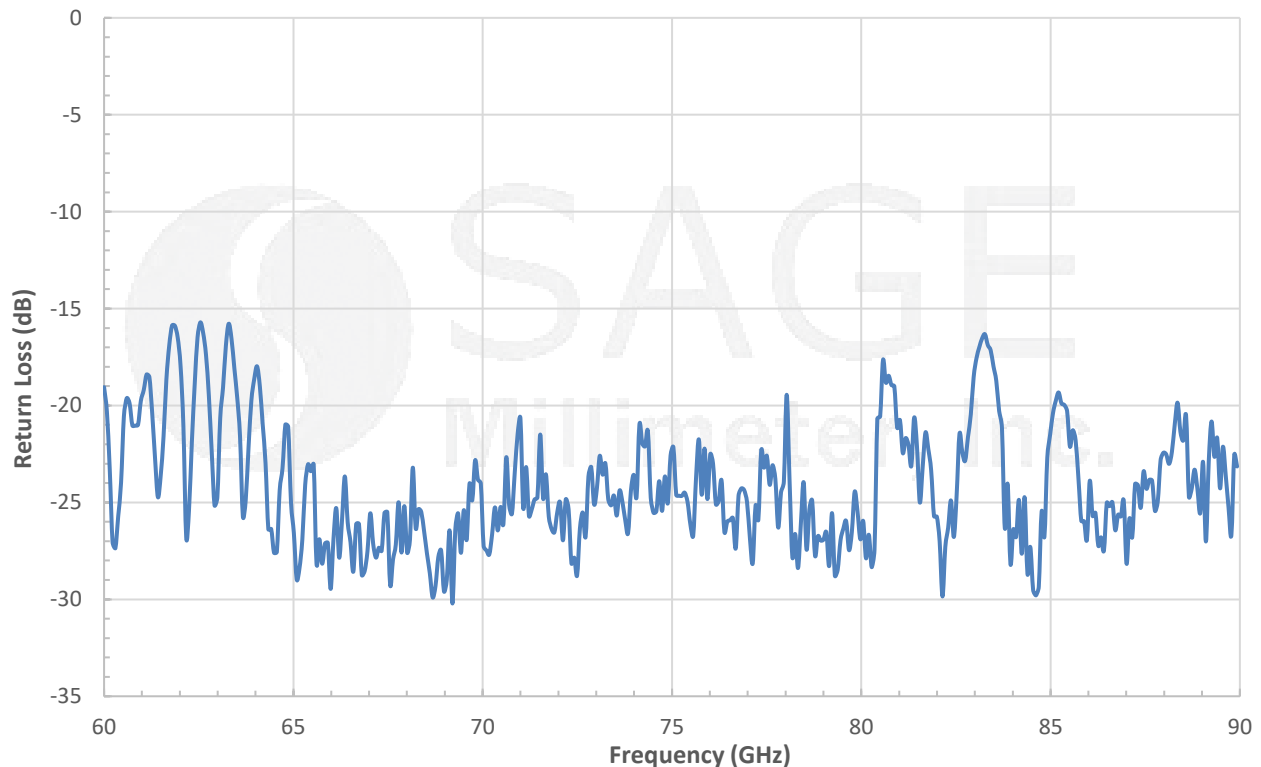


## WR-12 Scalar Feed Horn Antenna, 60 to 90 GHz, 13 dBi

### Simulated 3 dB Beamwidth vs. Frequency



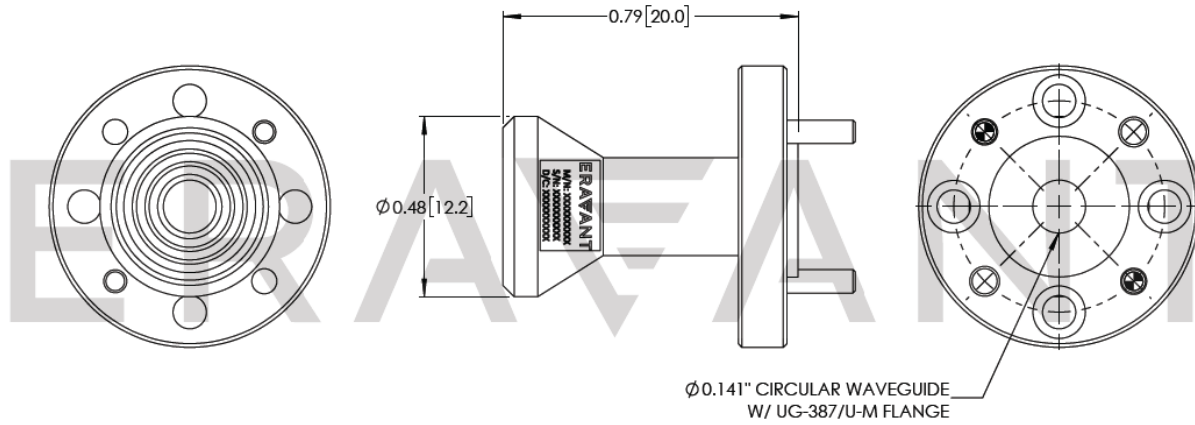
### Typical Return Loss vs. Frequency





## WR-12 Scalar Feed Horn Antenna, 60 to 90 GHz, 13 dBi

**Mechanical Outline:** (Unless otherwise specified, all dimensions are in inches [millimeters])



### Note:

- Gain and Return Loss data presented is collected from a sample lot. Actual data may vary unit to unit, slightly.
- Antenna patterns and 3 dB beamwidth are simulated. Actual data may vary.
- All testing was performed under +25 °C room temperature.
- SAGE Millimeter, Inc. reserves the right to change the information presented without notice.

### Caution:

- Any foreign objects in the antenna will cause performance degradation and possible device damage.

