



## K Band Conical Horn Antenna, 25 dBi Gain

### Description:

**Model SAC-2507-328-S2** is a K-band conical horn antenna that operates from 24 to 26.5 GHz. The antenna offers 25 dBi nominal gain and a typical half power beamwidth of 9 degrees on the E-plane and 10 degrees on the H-plane. The horn also offers typical sidelobes of -18 dB on the E-plane and -28 dB on the H-plane. The conical horn can support linear and circular polarization. The input of this antenna is a 0.328" diameter circular waveguide with UG-595/U-M flange.



### Features:

- Circular Waveguide Interface
- Precisely Machined
- High Return Loss
- Linear and Circular Polarization

### Applications:

- Antenna Ranges
- Feed Horns
- System Setups

### Electrical Specifications:

Parameter	Minimum	Typical	Maximum
Frequency*	24.0 GHz		26.5 GHz
Gain		25 dBi	
3 dB Beamwidth, E-plane		9°	
3 dB Beamwidth, H-plane		10°	
Sidelobes, E-plane		-18 dB	
Sidelobes, H-plane		-28 dB	
Return Loss		23 dB	
Specification Temperature		+25 °C	
Operating Temperature	-40 °C		+85 °C

\*Note: Can operate from 23.0 to 26.5 GHz if the dominant mode is maintained.

### Mechanical Specifications:

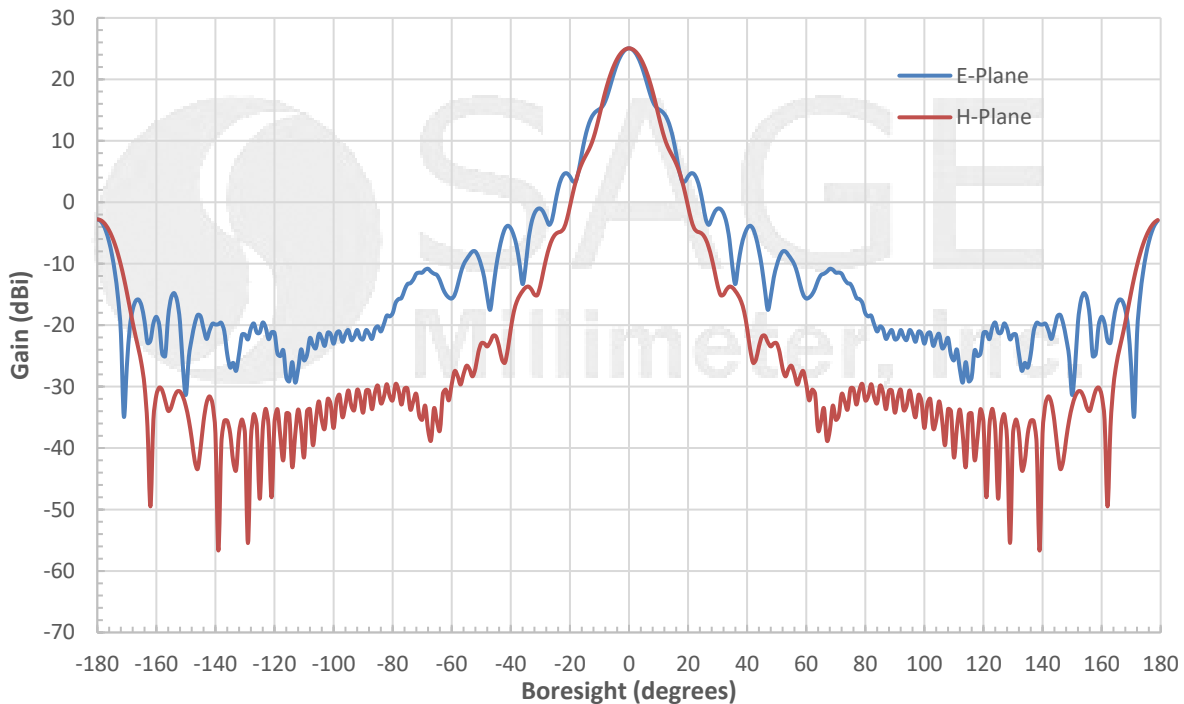
Item	Specification
Antenna Port	0.328" Diameter Circular Waveguide
Flange Type	UG-595/U-M Flange
Material	Aluminum
Finish	Inside: Silver Plated; Outside: Black Paint
Weight	5.6 Oz
Size	8.80" (L) X 3.64" (Ø)
Outline	AC-CK3-328



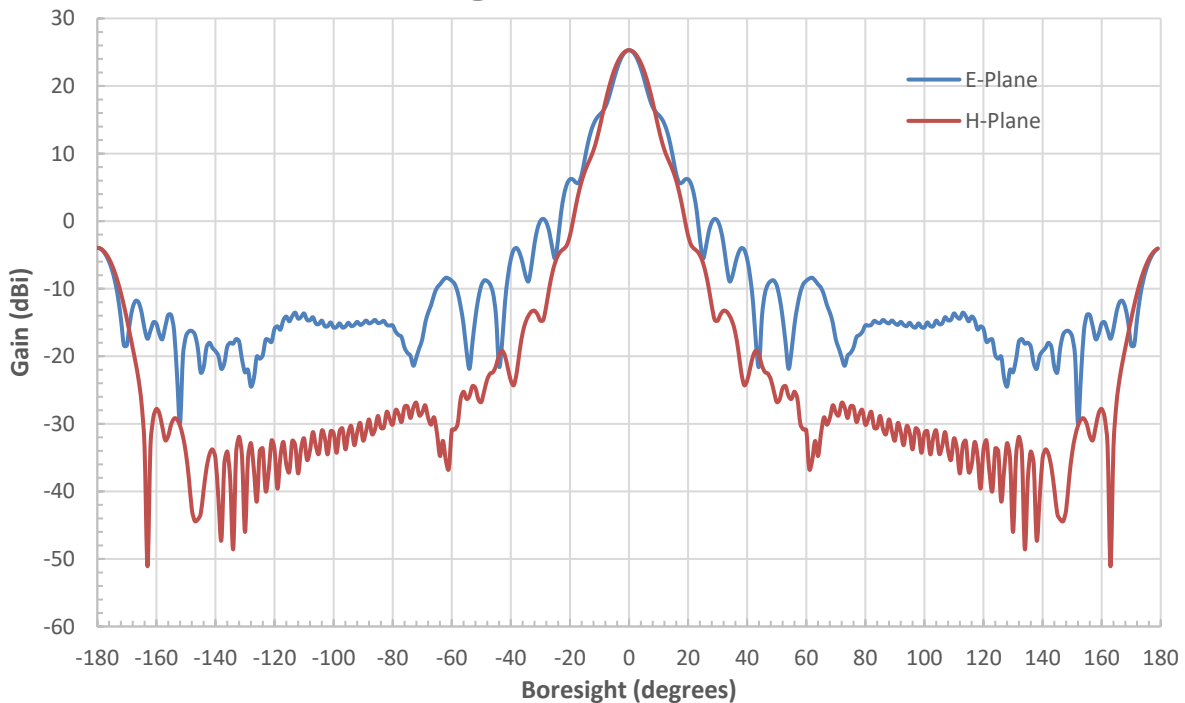


## K Band Conical Horn Antenna, 25 dBi Gain

### Simulated Antenna Patterns @ 24 GHz



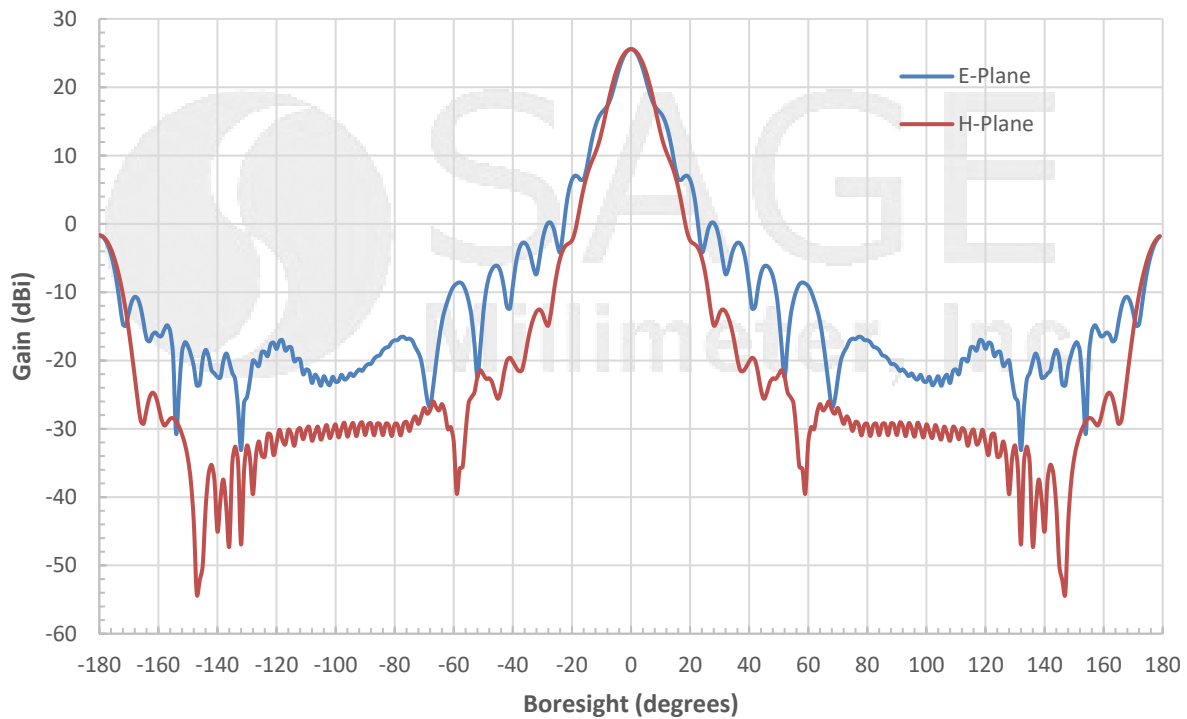
### Simulated Antenna Patterns @ 25.25 GHz



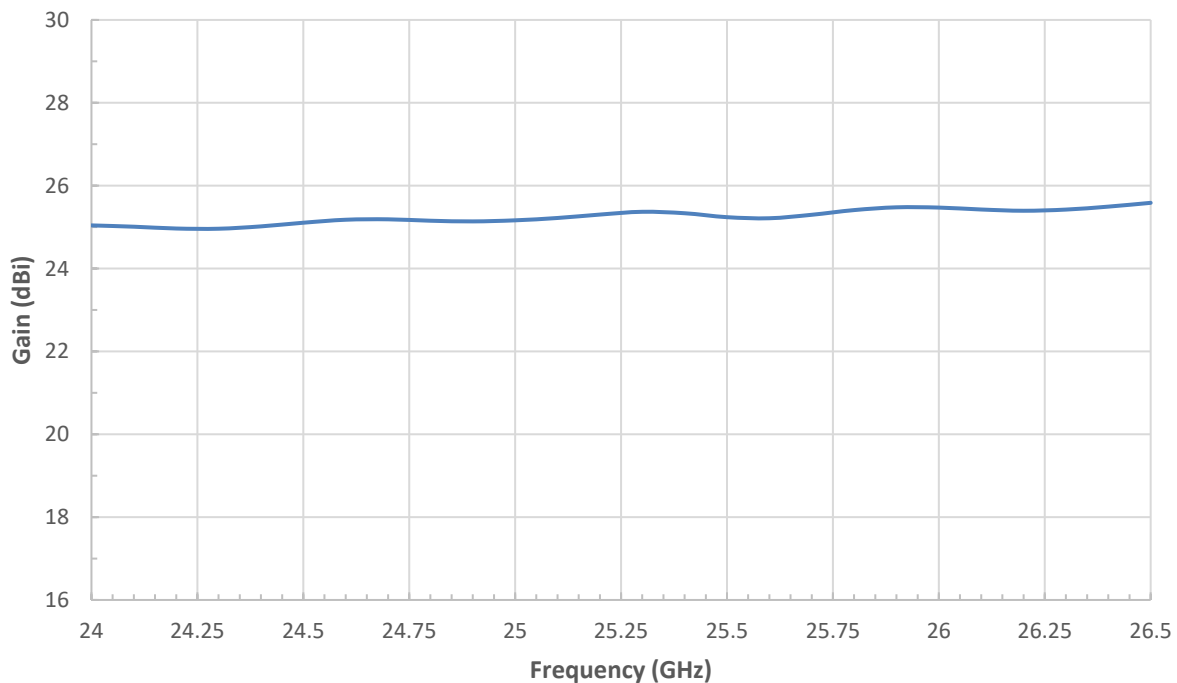


## K Band Conical Horn Antenna, 25 dBi Gain

### Simulated Antenna Patterns @ 26.5 GHz



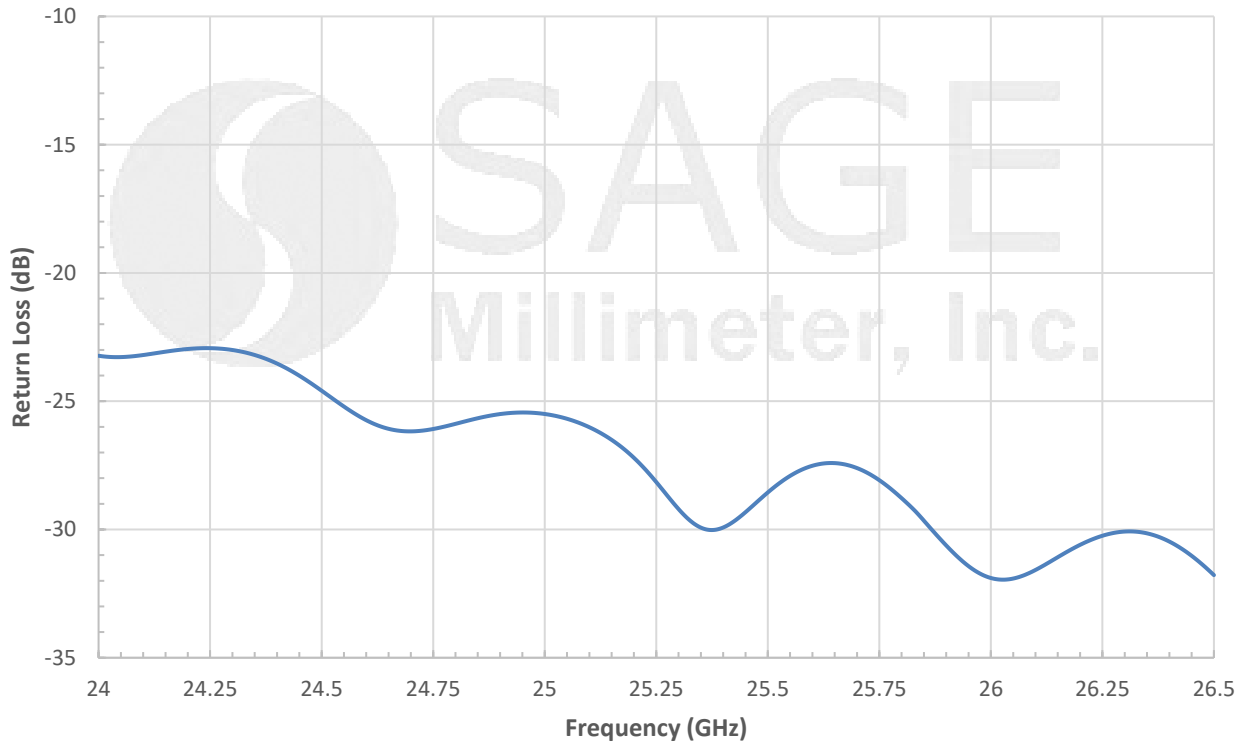
### Simulated Gain vs. Frequency






## K Band Conical Horn Antenna, 25 dBi Gain

Simulated Return Loss vs. Frequency



**Mechanical Outline:** (Unless otherwise specified, all dimensions are in inches [millimeters])



**Note:**

- This antenna is a mature product. The reasons for only providing simulated data can be found in the following blog [here](#).
- Eravant reserves the right to change the information presented without notice.

**Caution:**

- Any foreign objects in the waveguide will cause performance degradation and possible device damage.



www.eravant.com | 501 Amapola Avenue, Torrance, CA 90501  
 Phone: 424-757-0168 | Fax: 424-757-0188 | Email: support@eravant.com