

## SAC-2507-165-S2

### U Band Conical Horn Antenna, 25 dBi Gain

**SAC-2507-165-S2** is a U-band conical horn antenna that operates from 50 to 60 GHz. The antenna offers 25 dBi nominal gain and a typical half power beamwidth of 9 degrees on the E-plane and 10 degrees on the H-plane. The horn also offers typical sidelobes of -18 dB on the E-plane and -28 dB on the H-plane. The conical horn can support linear and circular polarization. The input of this antenna is a 0.165" diameter circular waveguide with UG-383/U-M anti-cocking flange.



#### Electrical Specifications:

Parameter	Minimum	Typical	Maximum
Frequency Range*	50 GHz		60 GHz
Gain		25 dBi	
3 dB Beamwidth, E-plane		9°	
3 dB Beamwidth, H-plane		10°	
Sidelobes, E-plane		-18 dB	
Sidelobes, H-plane		-28 dB	
Return Loss		23 dB	
Specification Temperature		+25°C	
Operating Temperature	-40°C		+85°C

\*Note: Can operate from 46 to 60 GHz if the dominant mode is maintained.

#### Mechanical Specifications:

Item	Specification
Antenna Port	0.165" Diameter Circular Waveguide
Flange Type	UG-383/U-M Anti-Cocking Flange
Material	Brass
Finish	Gold Plated
Weight	1.9 Oz
Size	4.20" (L) X 1.76" (Ø)
Outline	AC-CU3-165-A

#### ECCN

EAR99

#### FEATURES

- Circular Waveguide Interface
- Precisely Machined and Gold Plated
- High Return Loss
- Linear and Circular Polarization

#### APPLICATIONS

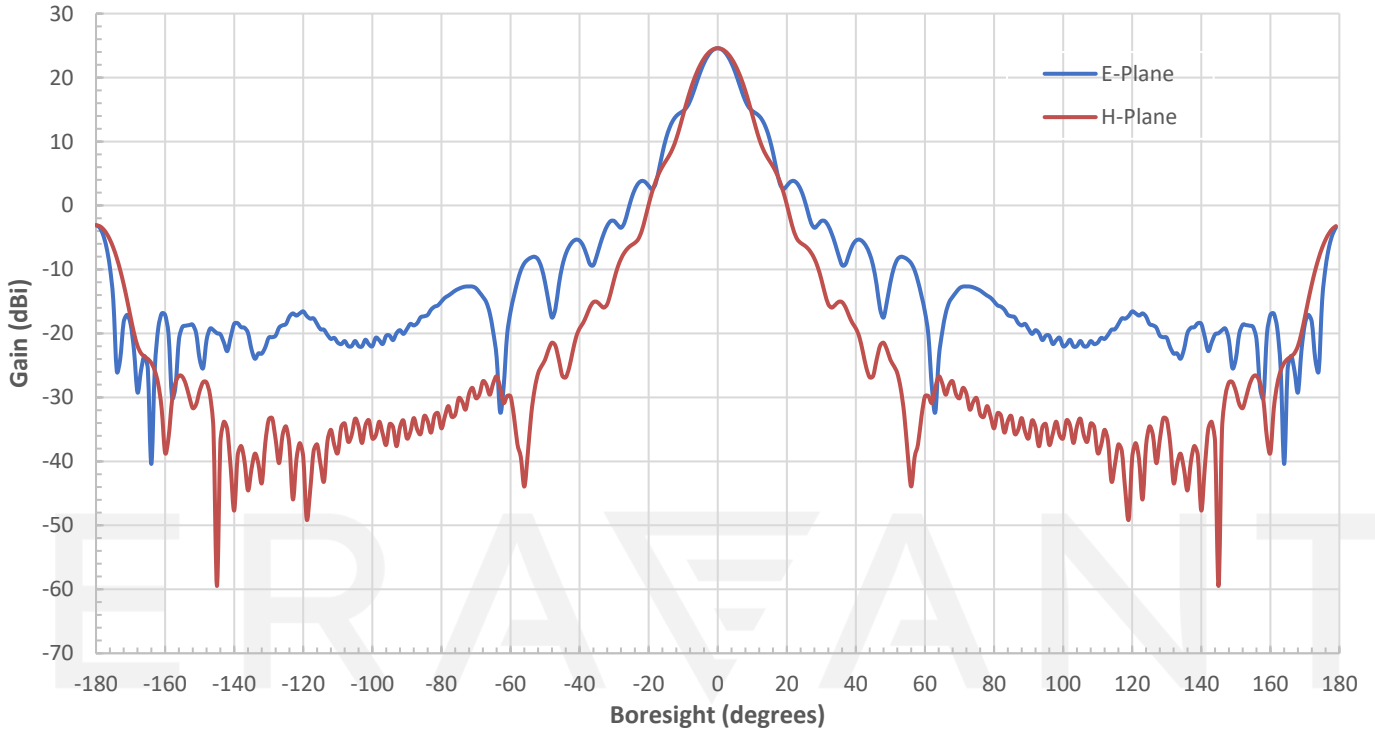
- Antenna Ranges
- Feed Horns
- System Setups

#### SUPPLEMENTAL DETAILS

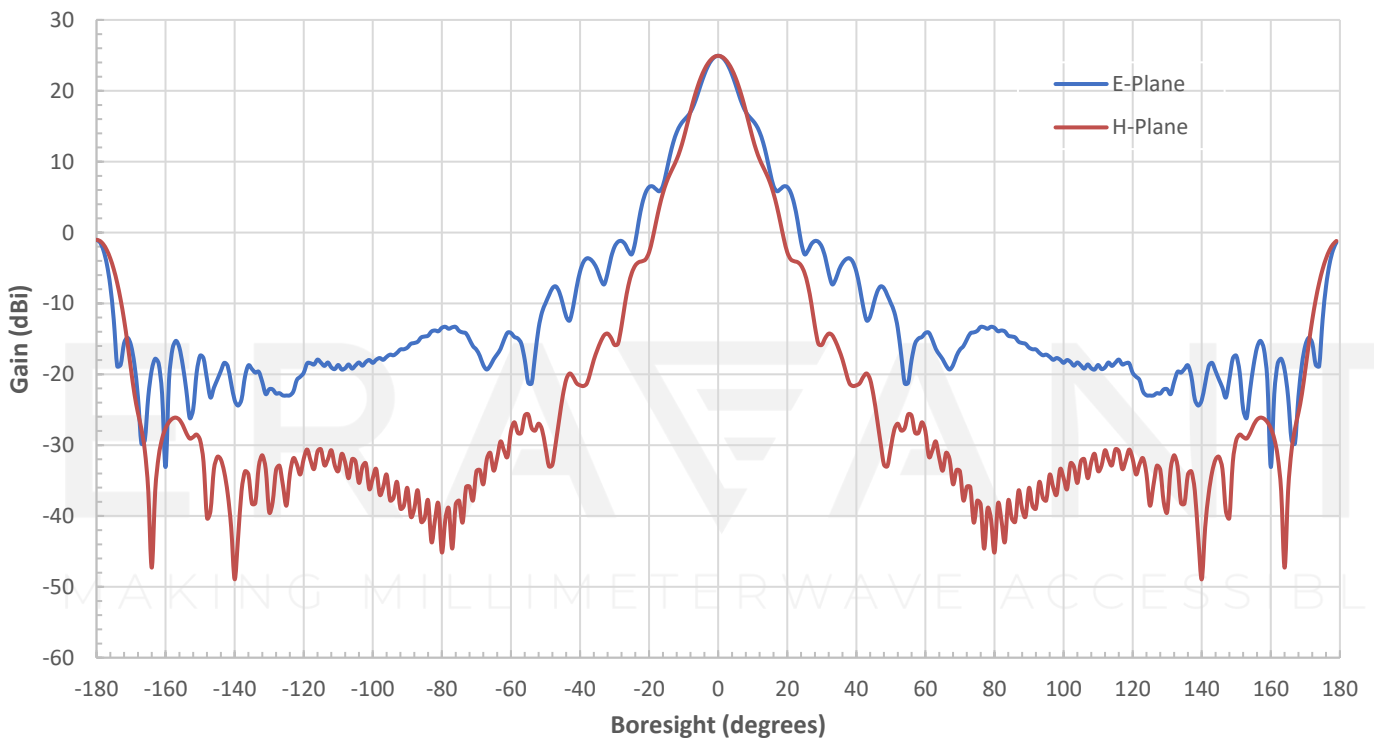


## SAC-2507-165-S2

### Simulated Antenna Patterns @ 50 GHz

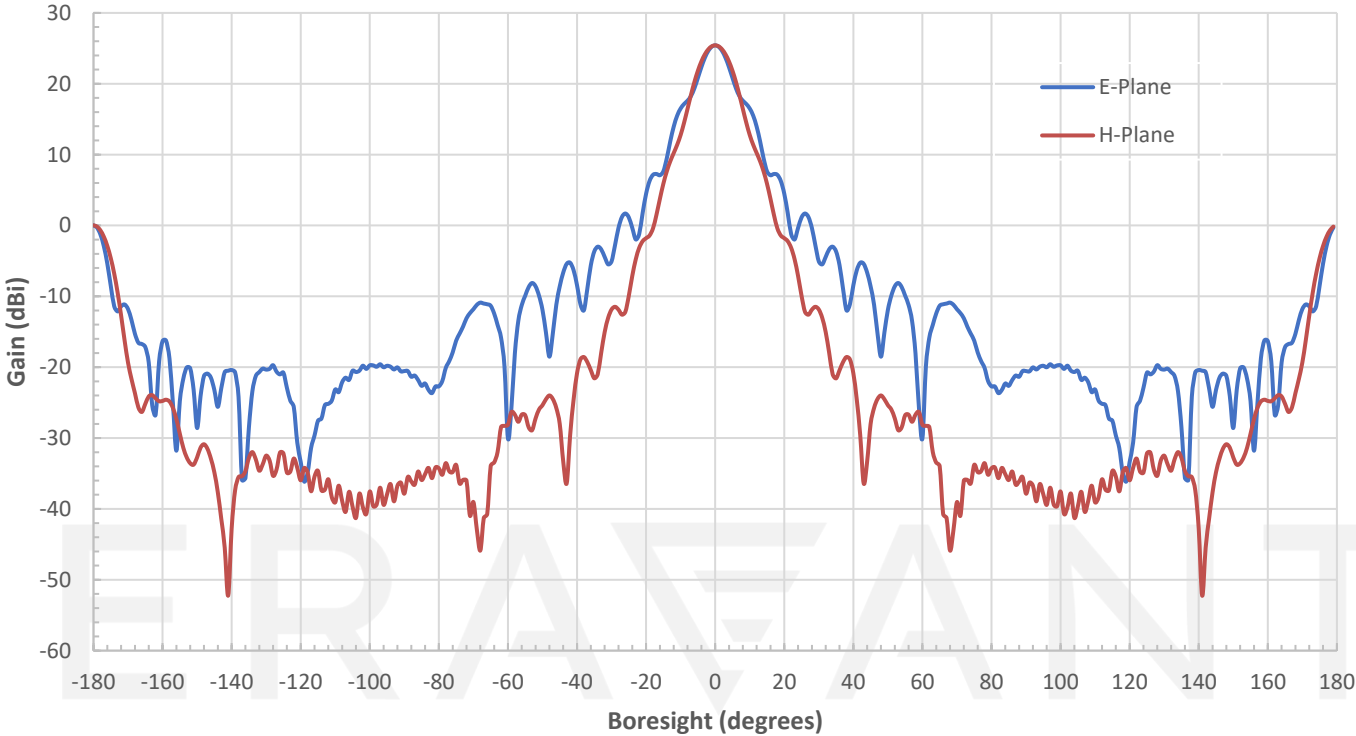


### Simulated Antenna Patterns @ 55 GHz

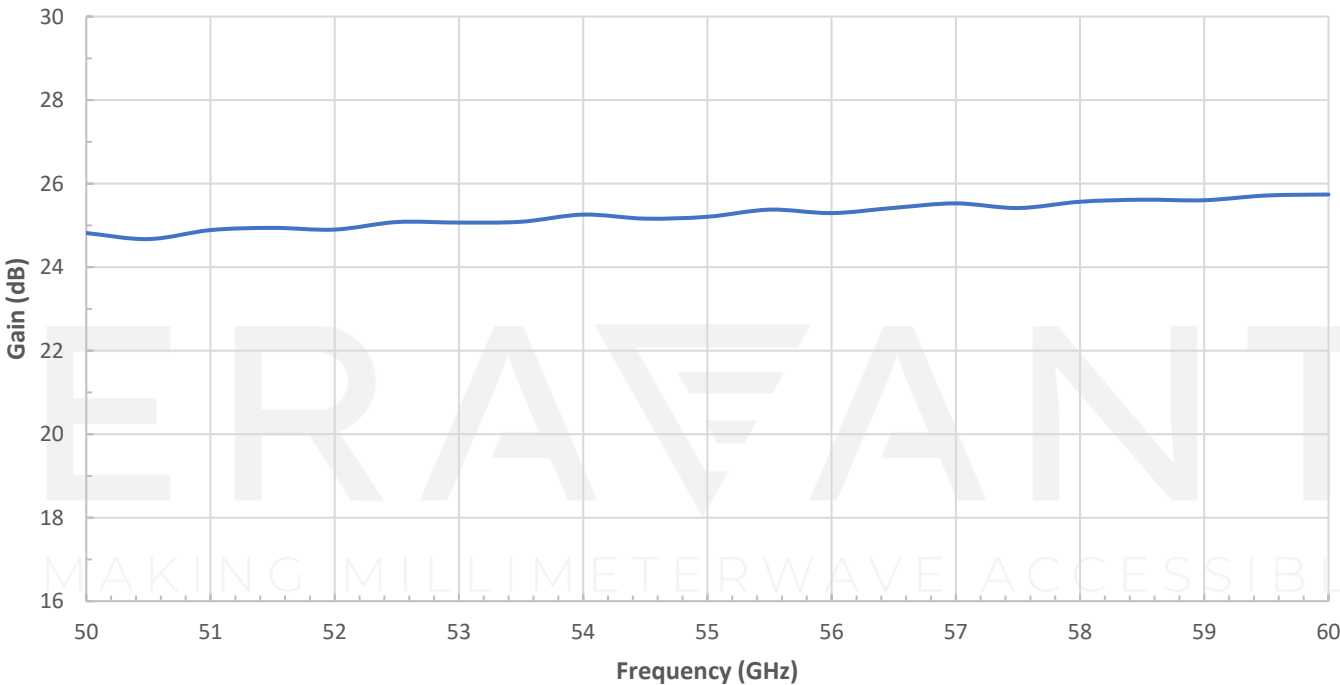


SAC-2507-165-S2

Simulated Antenna Patterns @ 60 GHz

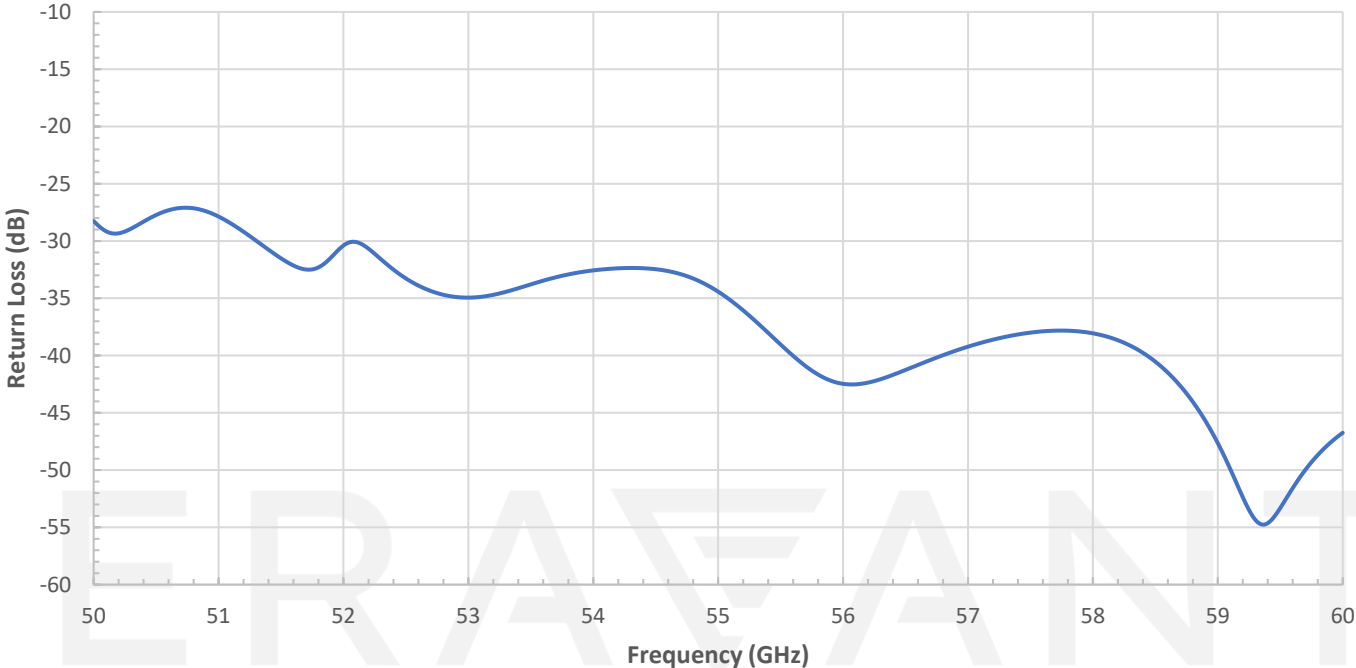


Simulated Gain vs. Frequency



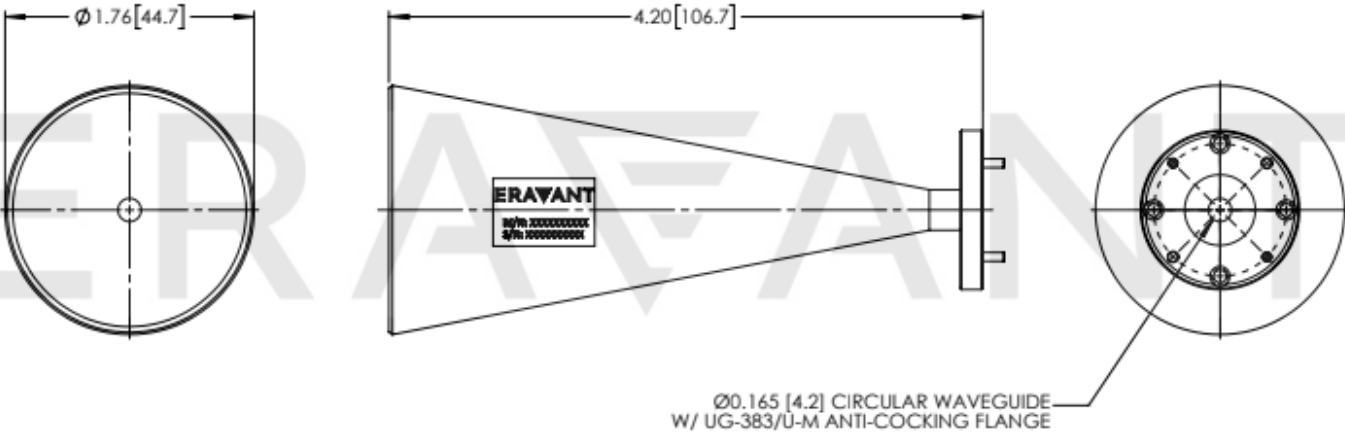
SAC-2507-165-S2

Simulated Return Loss vs. Frequency



MAKING MILLIMETERWAVE ACCESSIBLE

**Mechanical Outline:** Unless otherwise specified, all dimensions are in inches [millimeters]



**NOTE:**

- This antenna is a mature product. The reasons for only providing simulated data can be found in the following blog [here](#).
- Eravant reserves the right to change the information presented without notice.

**CAUTION:**

- If a waveguide is present, any foreign objects in the waveguide will cause performance degradation and may damage or destroy the unit.
- Any foreign objects in the antenna will cause performance degradation and possible device damage.

ERAVANT  
MAKING MILLIMETERWAVE ACCESSIBLE

ERAVANT  
MAKING MILLIMETERWAVE ACCESSIBLE