



K Band Conical Horn Antenna, 20 dBi Gain

Description:

Model SAC-2012-470-S2 is a K-band conical horn antenna that operates from 17.5 to 20.5 GHz. The antenna offers 20 dBi nominal gain and a typical half power beamwidth of 16 degrees on the E-plane and 20 degrees on the H-plane. The horn also offers typical sidelobes of -14 dB on the E-plane and -21 dB on the H-plane. The conical horn can support linear and circular polarization. The input of this antenna is a 0.470" diameter circular waveguide with UG-595/U-M flange.



Features:

- Circular Waveguide Interface
- Precisely Machined
- High Return Loss
- Linear and Circular Polarization

Applications:

- Antenna Ranges
- Feed Horns
- System Setups

Electrical Specifications:

Parameter	Minimum	Typical	Maximum
Frequency*	17.5 GHz		20.5 GHz
Gain		20 dBi	
3 dB Beamwidth, E-plane		16°	
3 dB Beamwidth, H-plane		20°	
Sidelobes, E-plane		-14 dB	
Sidelobes, H-plane		-21 dB	
Return Loss		23 dB	
Specification Temperature		+25 °C	
Operating Temperature	-40 °C		+85 °C

*Note: Can operate up to 26.5 GHz if the dominant mode is maintained.

Mechanical Specifications:

Item	Specification
Antenna Port	0.470" Diameter Circular Waveguide
Flange Type	UG-595/U-M Flange
Material	Aluminum
Finish	Inside: Silver Plated; Outside: Black Paint
Weight	4.0 Oz
Size	4.50" (L) X 2.44" (Ø)
Outline	AC-CK1-470

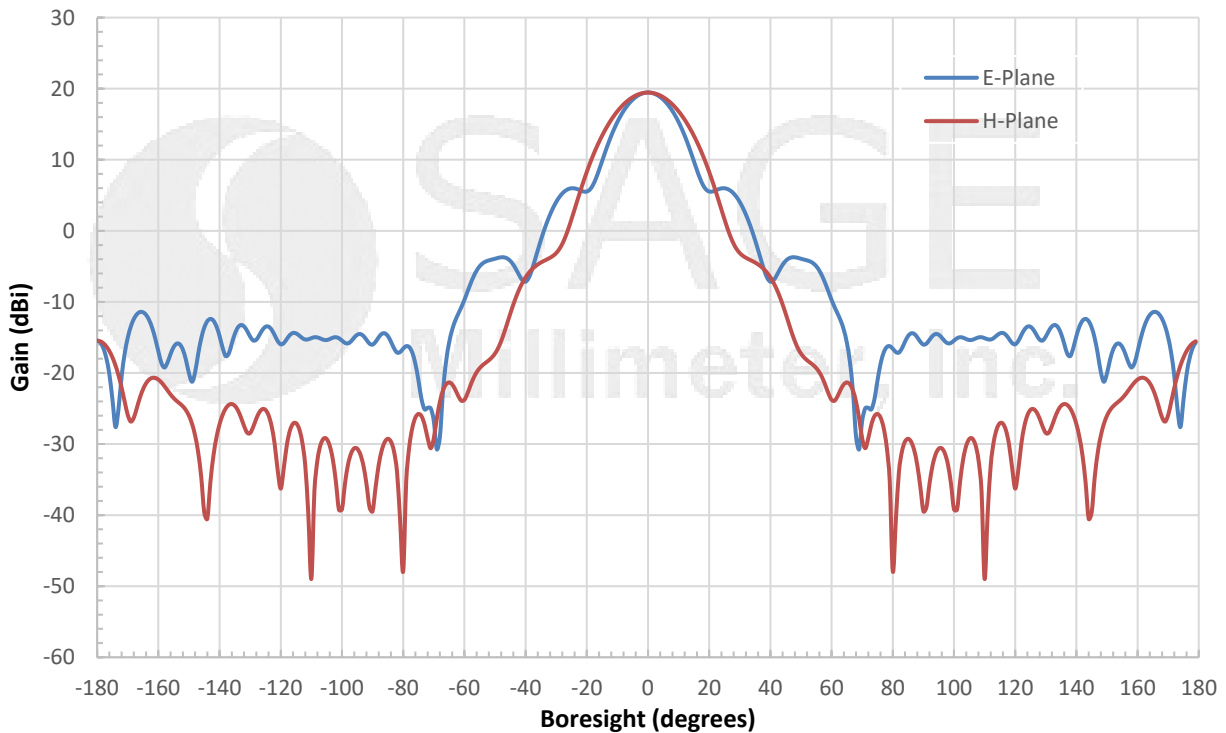


www.eravant.com | 501 Amapola Avenue, Torrance, CA 90501
 Phone: 424-757-0168 | Fax: 424-757-0188 | Email: support@eravant.com

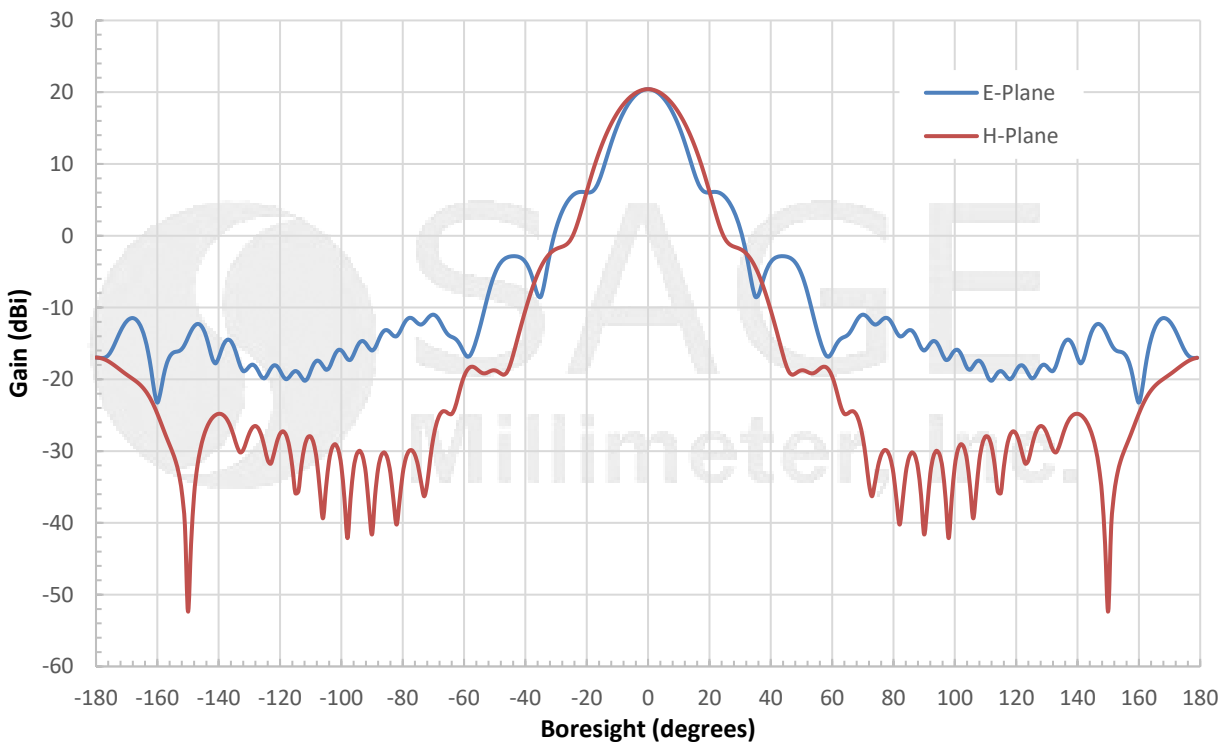


K Band Conical Horn Antenna, 20 dBi Gain

Simulated Antenna Patterns @ 17.5 GHz



Simulated Antenna Patterns @ 19 GHz

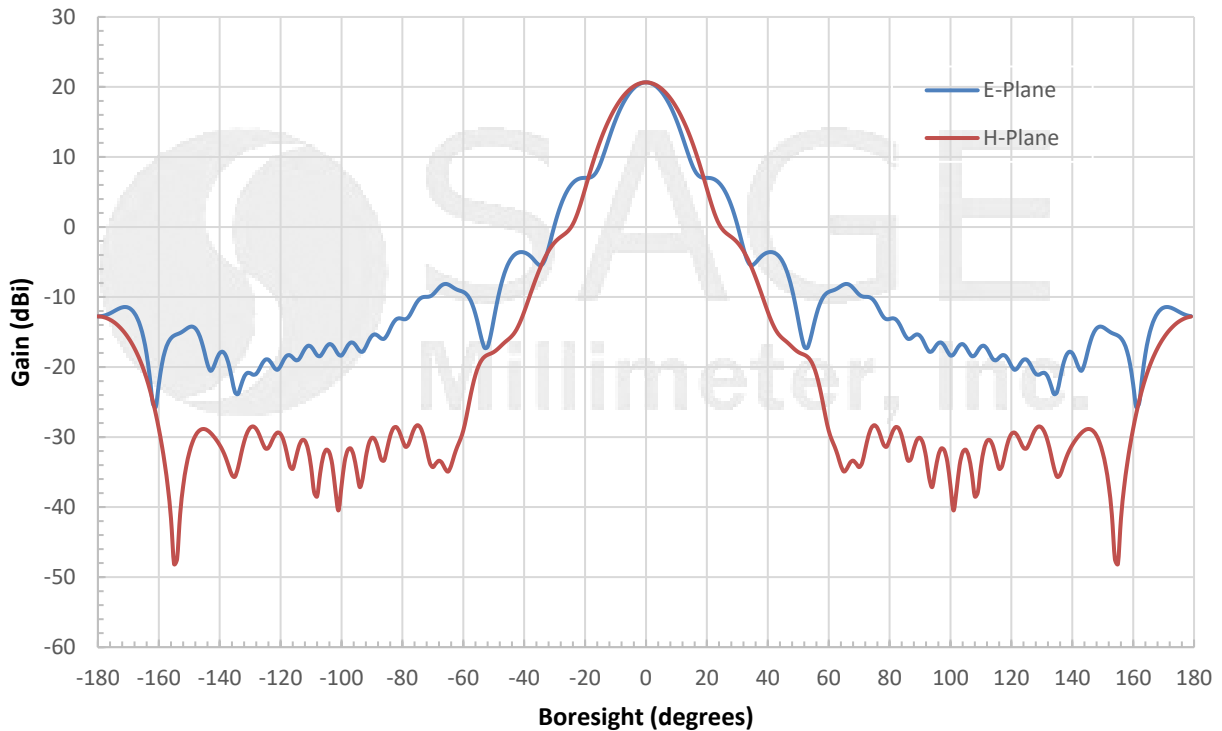


www.eravant.com | 501 Amapola Avenue, Torrance, CA 90501
Phone: 424-757-0168 | Fax: 424-757-0188 | Email: support@eravant.com

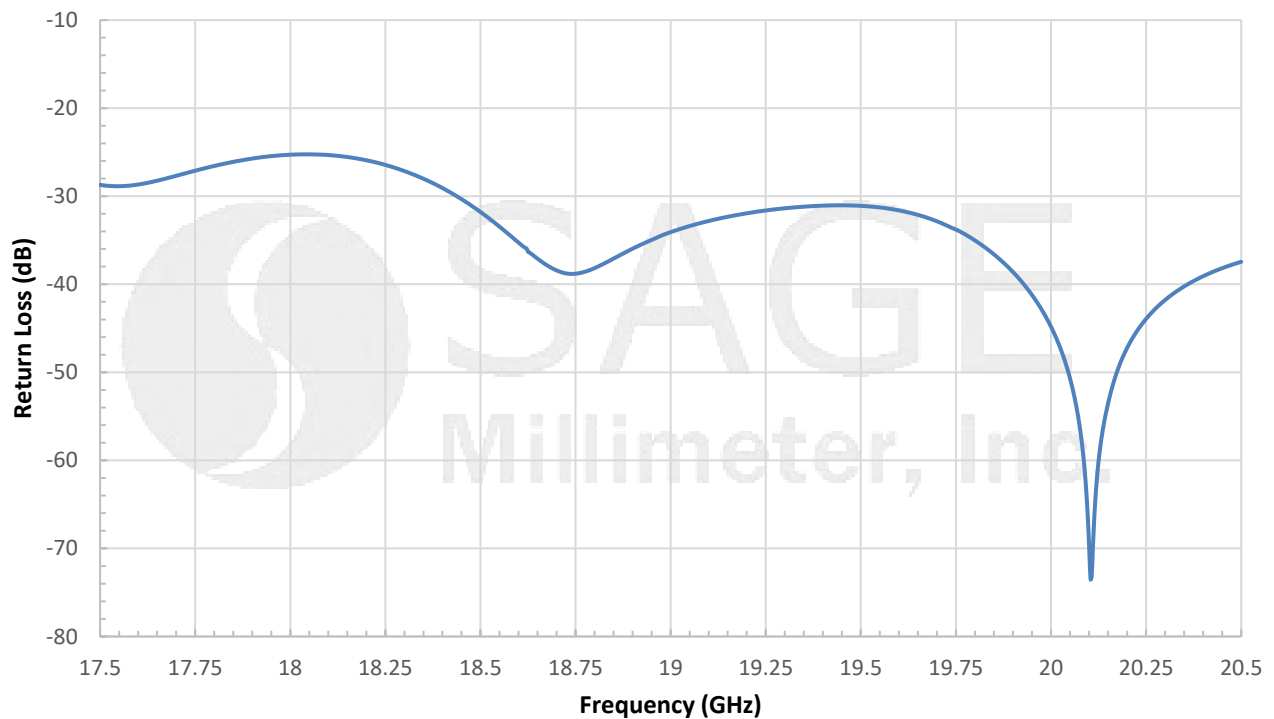


K Band Conical Horn Antenna, 20 dBi Gain

Simulated Antenna Patterns @ 20.5 GHz



Simulated Return Loss vs. Frequency

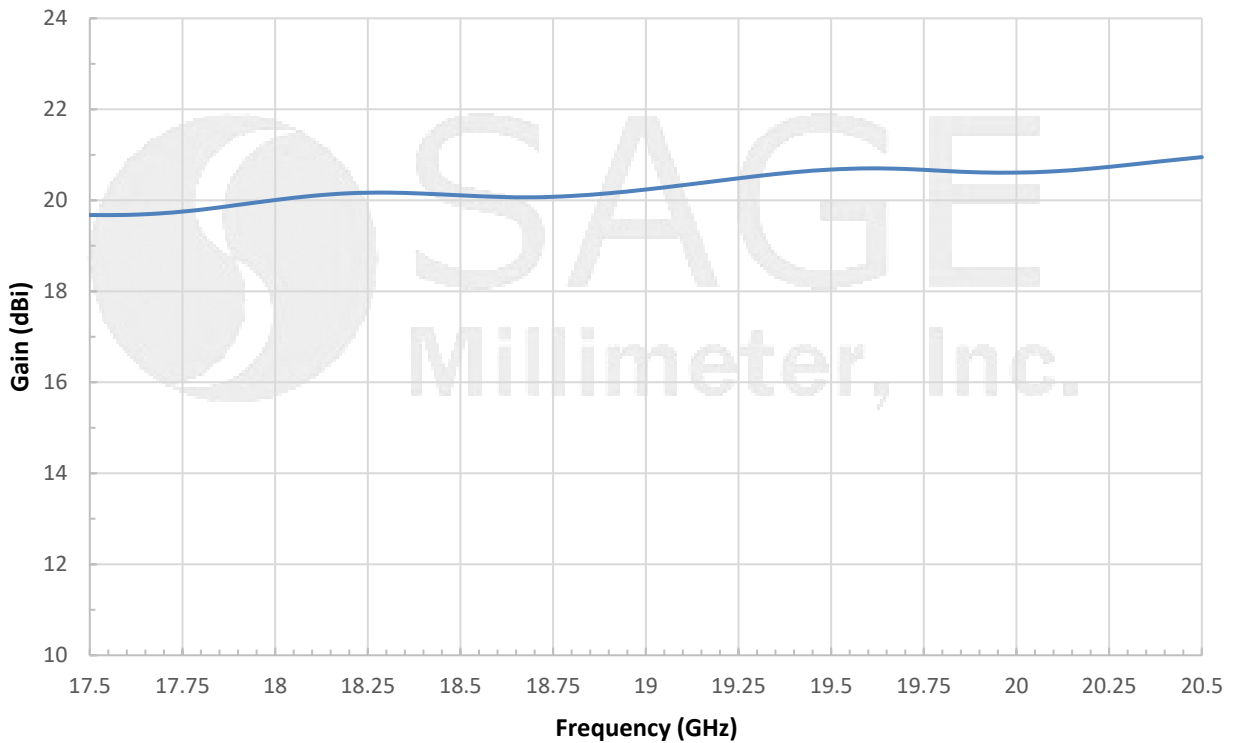


www.eravant.com | 501 Amapola Avenue, Torrance, CA 90501
Phone: 424-757-0168 | Fax: 424-757-0188 | Email: support@eravant.com

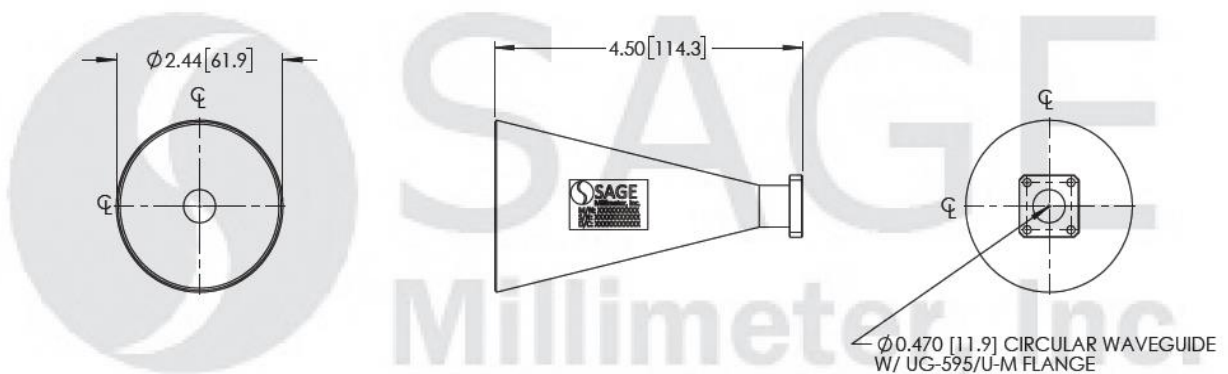


K Band Conical Horn Antenna, 20 dBi Gain

Simulated Gain vs. Frequency



Mechanical Outline: (Unless otherwise specified, all dimensions are in inches [millimeters])



www.eravant.com | 501 Amapola Avenue, Torrance, CA 90501
 Phone: 424-757-0168 | Fax: 424-757-0188 | Email: support@eravant.com



K Band Conical Horn Antenna, 20 dBi Gain

Note:

- This antenna is a mature product. The reasons for only providing simulated data can be found in the following blog [here](#).
- Eravant reserves the right to change the information presented without notice.

Caution:

- Any foreign objects in the antenna will cause performance degradation and possible device damage.

